

One Point Lesson – Quality measure reports - Provider

Purpose: Understand how to get a patient gap list for Quality measures

What are Quality measure reports?

Epic Healthy planet has two kinds of reports



1. Patient Deficiency Metric reports – gives all patients that are **not meeting** numerator criteria for a given metric
2. Patient meeting Metric reports – gives all patients that are **meeting** numerator criteria for a given metric

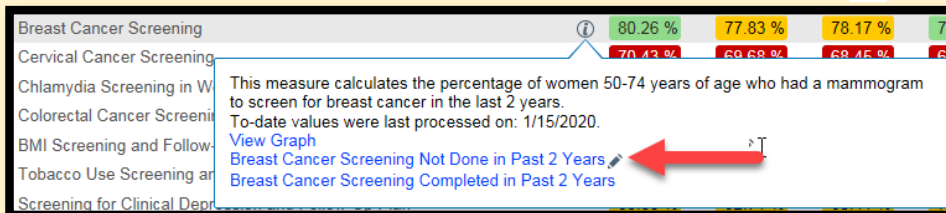
How do I get a gap list?

Patient Deficiency Metric reports give you a consolidated list of patients who have a gap for a particular metric

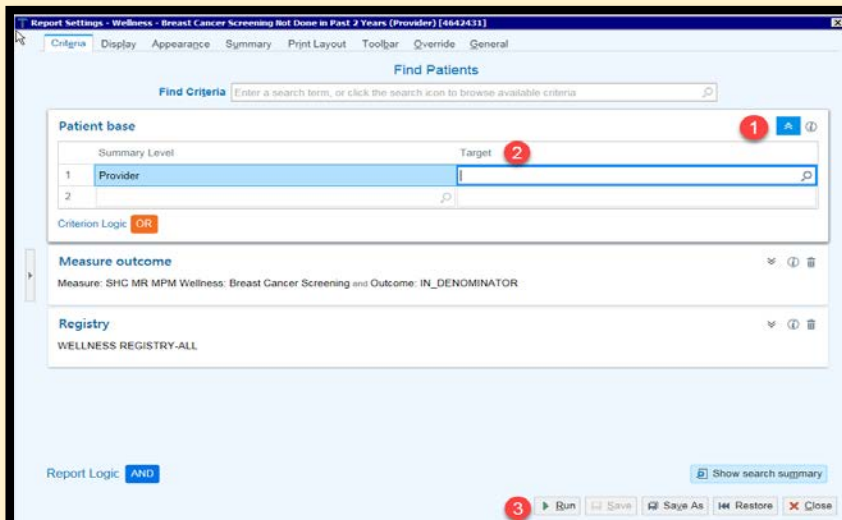
Where in EPIC?

There are two different paths you can take to get to the gap reports

1. Patient Deficiency Metric reports – gives all patients that are **not meeting** numerator criteria for a given metric
 - Navigate to your Population health Dashboard
 - Click on the  next to the metric you want to run report for
 - In the pop up window, hover over “Not Done” report and click on the  icon to the right



- In the next screen, expand Patient base, enter provider's name in “Target “ box and click “Run”



One Point Lesson– Quality measure reports - Provider

2. Reporting work bench:

- Click on EPIC button and locate “Reports” in the drop down menu
- Hover over “Reports” and select “My reports” from the options
- In the next screen, click on “Library” tab
- Enter key words in the search box (example: Breast cancer screening)
- From the results select the appropriate report that starts with “Wellness” and ends with (Provider)
- Click on the “Edit” button to the right
- In the next screen expand “Target” section
- Enter “Provider’s name” in the “Target” box
- Click “Run” at the bottom of the screen

