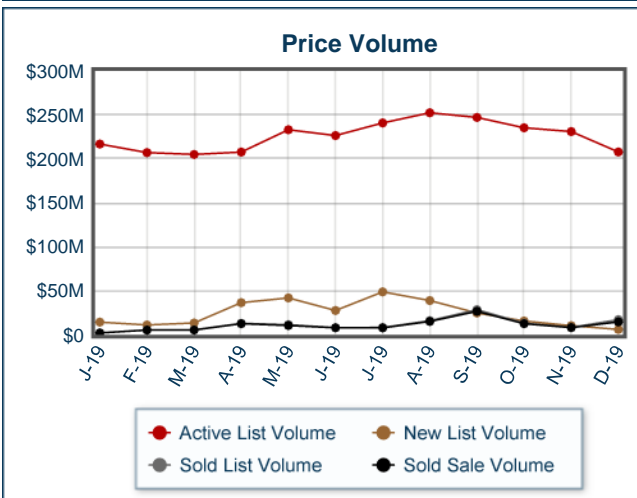
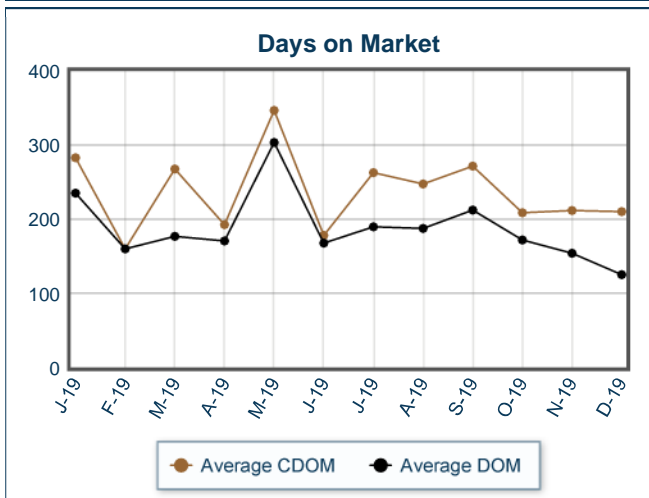
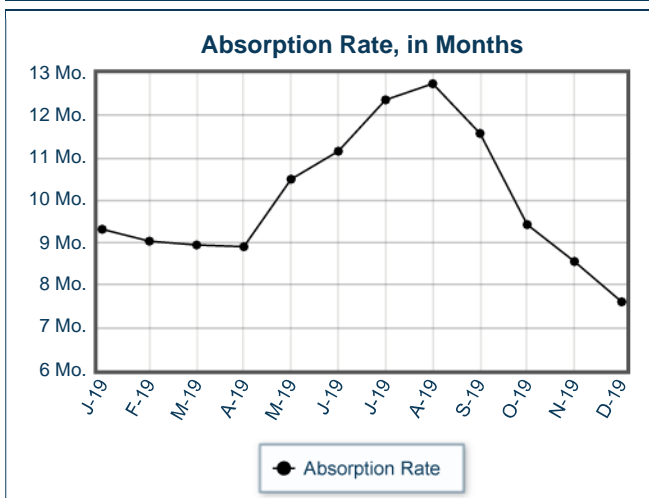
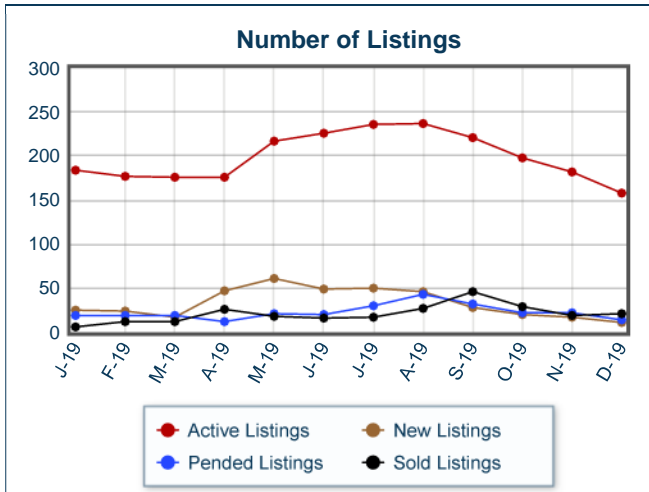


Market Summary

Bigfork Residential, December 2019



| Summary Statistics | | | | | | |
|--------------------|-------------|-------------|--------|-----------|-----------|--------|
| | Dec-19 | Dec-18 | % Chg | 2019 YTD | 2018 YTD | % Chg |
| Absorption Rate | 7.61 | 10.81 | -29.60 | 10.01 | 11.9 | -15.88 |
| Average List Price | \$1,315,354 | \$1,176,453 | 11.81 | \$879,788 | \$907,867 | -3.09 |
| Median List Price | \$749,950 | \$795,000 | -5.67 | \$525,000 | \$539,000 | -2.60 |
| Average Sale Price | \$700,095 | \$576,470 | 21.45 | \$520,701 | \$521,155 | -0.09 |
| Median Sale Price | \$500,000 | \$450,000 | 11.11 | \$385,000 | \$383,000 | 0.52 |
| Average CDOM | 210 | 266 | -21.05 | 237 | 213 | 11.27 |
| Median CDOM | 92 | 204 | -54.90 | 141 | 115 | 22.61 |

| Sold Listings | This Month | | | Year to Date | | | Pending Listings | This Month | | | Year to Date | | |
|---------------------|------------|------|--------|--------------|------|--------|---------------------|------------|----------|--------|--------------|------|--------|
| | 2019 | 2018 | % Chg | 2019 | 2018 | % Chg | | 2019 | 2018 | % Chg | 2019 | 2018 | % Chg |
| | 0-99,999 | 0 | 0 | 0.0 | 6 | 7 | | -14.3 | 0-99,999 | 0 | 0 | 0.0 | 7 |
| 100,000-149,999 | 0 | 1 | -100.0 | 3 | 5 | -40.0 | 100,000-149,999 | 0 | 0 | 0.0 | 2 | 5 | -60.0 |
| 150,000-199,999 | 0 | 1 | -100.0 | 12 | 9 | 33.3 | 150,000-199,999 | 0 | 1 | -100.0 | 10 | 8 | 25.0 |
| 200,000-249,999 | 2 | 1 | 100.0 | 16 | 15 | 6.7 | 200,000-249,999 | 1 | 1 | 0.0 | 15 | 18 | -16.7 |
| 250,000-299,999 | 3 | 4 | -25.0 | 34 | 31 | 9.7 | 250,000-299,999 | 2 | 0 | N/A | 35 | 28 | 25.0 |
| 300,000-349,999 | 0 | 1 | -100.0 | 31 | 33 | -6.1 | 300,000-349,999 | 2 | 1 | 100.0 | 34 | 31 | 9.7 |
| 350,000-399,999 | 3 | 1 | 200.0 | 27 | 24 | 12.5 | 350,000-399,999 | 2 | 0 | N/A | 33 | 29 | 13.8 |
| 400,000-449,999 | 1 | 1 | 0.0 | 20 | 23 | -13.0 | 400,000-449,999 | 0 | 0 | 0.0 | 17 | 15 | 13.3 |
| 450,000-499,999 | 0 | 4 | -100.0 | 11 | 19 | -42.1 | 450,000-499,999 | 1 | 0 | N/A | 17 | 23 | -26.1 |
| 500,000-549,999 | 5 | 1 | 400.0 | 17 | 12 | 41.7 | 500,000-549,999 | 0 | 0 | 0.0 | 14 | 11 | 27.3 |
| 550,000-599,999 | 2 | 0 | N/A | 12 | 7 | 71.4 | 550,000-599,999 | 1 | 1 | 0.0 | 19 | 12 | 58.3 |
| 600,000-649,999 | 0 | 0 | 0.0 | 8 | 7 | 14.3 | 600,000-649,999 | 0 | 0 | 0.0 | 7 | 4 | 75.0 |
| 650,000-699,999 | 0 | 0 | 0.0 | 4 | 5 | -20.0 | 650,000-699,999 | 0 | 0 | 0.0 | 6 | 10 | -40.0 |
| 700,000-749,999 | 0 | 0 | 0.0 | 6 | 7 | -14.3 | 700,000-749,999 | 0 | 0 | 0.0 | 5 | 3 | 66.7 |
| 750,000-799,999 | 0 | 1 | -100.0 | 4 | 3 | 33.3 | 750,000-799,999 | 0 | 0 | 0.0 | 6 | 6 | 0.0 |
| 800,000-849,999 | 0 | 0 | 0.0 | 1 | 2 | -50.0 | 800,000-849,999 | 0 | 0 | 0.0 | 1 | 0 | N/A |
| 850,000-899,999 | 0 | 0 | 0.0 | 7 | 2 | 250.0 | 850,000-899,999 | 0 | 1 | -100.0 | 5 | 2 | 150.0 |
| 900,000-949,999 | 0 | 1 | -100.0 | 4 | 2 | 100.0 | 900,000-949,999 | 1 | 0 | N/A | 5 | 2 | 150.0 |
| 950,000-999,999 | 1 | 0 | N/A | 2 | 0 | N/A | 950,000-999,999 | 0 | 0 | 0.0 | 6 | 3 | 100.0 |
| 1,000,000-1,099,999 | 0 | 1 | -100.0 | 4 | 7 | -42.9 | 1,000,000-1,099,999 | 0 | 0 | 0.0 | 2 | 1 | 100.0 |
| 1,100,000-1,199,999 | 1 | 0 | N/A | 7 | 2 | 250.0 | 1,100,000-1,199,999 | 0 | 0 | 0.0 | 4 | 6 | -33.3 |
| 1,200,000-1,299,999 | 0 | 0 | 0.0 | 3 | 0 | N/A | 1,200,000-1,299,999 | 0 | 0 | 0.0 | 7 | 2 | 250.0 |
| 1,300,000-1,399,999 | 1 | 2 | -50.0 | 1 | 4 | -75.0 | 1,300,000-1,399,999 | 0 | 0 | 0.0 | 2 | 0 | N/A |
| 1,400,000-1,499,999 | 0 | 0 | 0.0 | 0 | 1 | -100.0 | 1,400,000-1,499,999 | 1 | 0 | N/A | 2 | 3 | -33.3 |
| 1,500,000-1,599,999 | 0 | 1 | -100.0 | 1 | 1 | 0.0 | 1,500,000-1,599,999 | 0 | 0 | 0.0 | 1 | 1 | 0.0 |
| 1,600,000-1,699,999 | 0 | 0 | 0.0 | 0 | 0 | 0.0 | 1,600,000-1,699,999 | 0 | 0 | 0.0 | 0 | 1 | -100.0 |
| 1,700,000-1,799,999 | 0 | 0 | 0.0 | 1 | 2 | -50.0 | 1,700,000-1,799,999 | 0 | 0 | 0.0 | 1 | 0 | N/A |
| 1,800,000-1,899,999 | 1 | 0 | N/A | 2 | 3 | -33.3 | 1,800,000-1,899,999 | 1 | 0 | N/A | 2 | 1 | 100.0 |
| 1,900,000-1,999,999 | 0 | 0 | 0.0 | 1 | 0 | N/A | 1,900,000-1,999,999 | 0 | 0 | 0.0 | 1 | 2 | -50.0 |
| 2,000,000-2,249,999 | 0 | 0 | 0.0 | 1 | 1 | 0.0 | 2,000,000-2,249,999 | 0 | 0 | 0.0 | 1 | 0 | N/A |
| 2,250,000-2,499,999 | 0 | 0 | 0.0 | 0 | 1 | -100.0 | 2,250,000-2,499,999 | 0 | 0 | 0.0 | 2 | 2 | 0.0 |
| 2,500,000-2,749,999 | 0 | 0 | 0.0 | 1 | 0 | N/A | 2,500,000-2,749,999 | 0 | 0 | 0.0 | 1 | 1 | 0.0 |
| 2,750,000-2,999,999 | 0 | 0 | 0.0 | 1 | 0 | N/A | 2,750,000-2,999,999 | 0 | 0 | 0.0 | 1 | 1 | 0.0 |
| 3,000,000-3,249,999 | 1 | 0 | N/A | 1 | 0 | N/A | 3,000,000-3,249,999 | 0 | 0 | 0.0 | 0 | 0 | 0.0 |
| 3,250,000-3,499,999 | 0 | 0 | 0.0 | 0 | 1 | -100.0 | 3,250,000-3,499,999 | 0 | 0 | 0.0 | 0 | 0 | 0.0 |
| 3,500,000-3,749,999 | 0 | 0 | 0.0 | 0 | 0 | 0.0 | 3,500,000-3,749,999 | 0 | 0 | 0.0 | 0 | 0 | 0.0 |
| 3,750,000-3,999,999 | 0 | 0 | 0.0 | 0 | 0 | 0.0 | 3,750,000-3,999,999 | 0 | 0 | 0.0 | 0 | 1 | -100.0 |
| 4,000,000-4,249,999 | 0 | 0 | 0.0 | 0 | 0 | 0.0 | 4,000,000-4,249,999 | 0 | 0 | 0.0 | 0 | 0 | 0.0 |
| 4,250,000-4,499,999 | 0 | 0 | 0.0 | 0 | 0 | 0.0 | 4,250,000-4,499,999 | 0 | 0 | 0.0 | 0 | 0 | 0.0 |
| 4,500,000-4,749,999 | 0 | 0 | 0.0 | 0 | 0 | 0.0 | 4,500,000-4,749,999 | 0 | 0 | 0.0 | 0 | 1 | -100.0 |
| 4,750,000-4,999,999 | 0 | 0 | 0.0 | 0 | 1 | -100.0 | 4,750,000-4,999,999 | 1 | 0 | N/A | 1 | 0 | N/A |
| 5,000,000+ | 0 | 0 | 0.0 | 0 | 0 | 0.0 | 5,000,000+ | 1 | 0 | N/A | 1 | 0 | N/A |
| Totals | 21 | 21 | 0.0 | 249 | 237 | 5.1 | Totals | 14 | 5 | 180.0 | 273 | 240 | 13.8 |

| Active Listings | This Month | | | Year to Date | | | New Listings | This Month | | | Year to Date | | |
|---------------------|------------|------|-------|--------------|------|-------|---------------------|------------|----------|--------|--------------|------|-------|
| | 2019 | 2018 | % Chg | 2019 | 2018 | % Chg | | 2019 | 2018 | % Chg | 2019 | 2018 | % Chg |
| | 0-99,999 | 0 | 0 | 0.0 | 7 | 8 | | -12.5 | 0-99,999 | 0 | 0 | 0.0 | 7 |
| 100,000-149,999 | 0 | 0 | 0.0 | 2 | 5 | -60.0 | 100,000-149,999 | 0 | 0 | 0.0 | 2 | 4 | -50.0 |
| 150,000-199,999 | 1 | 2 | -50.0 | 13 | 9 | 44.4 | 150,000-199,999 | 0 | 0 | 0.0 | 12 | 7 | 71.4 |
| 200,000-249,999 | 4 | 6 | -33.3 | 23 | 30 | -23.3 | 200,000-249,999 | 0 | 1 | -100.0 | 17 | 23 | -26.1 |
| 250,000-299,999 | 10 | 16 | -37.5 | 60 | 59 | 1.7 | 250,000-299,999 | 2 | 0 | N/A | 44 | 47 | -6.4 |
| 300,000-349,999 | 12 | 9 | 33.3 | 59 | 43 | 37.2 | 300,000-349,999 | 3 | 1 | 200.0 | 52 | 32 | 62.5 |
| 350,000-399,999 | 15 | 14 | 7.1 | 55 | 55 | 0.0 | 350,000-399,999 | 3 | 1 | 200.0 | 41 | 41 | 0.0 |
| 400,000-449,999 | 7 | 7 | 0.0 | 30 | 29 | 3.4 | 400,000-449,999 | 0 | 2 | -100.0 | 24 | 23 | 4.3 |
| 450,000-499,999 | 5 | 9 | -44.4 | 32 | 42 | -23.8 | 450,000-499,999 | 0 | 1 | -100.0 | 23 | 31 | -25.8 |
| 500,000-549,999 | 2 | 6 | -66.7 | 26 | 24 | 8.3 | 500,000-549,999 | 0 | 1 | -100.0 | 21 | 17 | 23.5 |
| 550,000-599,999 | 7 | 9 | -22.2 | 32 | 28 | 14.3 | 550,000-599,999 | 0 | 0 | 0.0 | 25 | 19 | 31.6 |
| 600,000-649,999 | 1 | 4 | -75.0 | 8 | 9 | -11.1 | 600,000-649,999 | 0 | 0 | 0.0 | 5 | 8 | -37.5 |
| 650,000-699,999 | 9 | 12 | -25.0 | 23 | 28 | -17.9 | 650,000-699,999 | 0 | 1 | -100.0 | 14 | 19 | -26.3 |
| 700,000-749,999 | 6 | 6 | 0.0 | 19 | 15 | 26.7 | 700,000-749,999 | 0 | 0 | 0.0 | 13 | 10 | 30.0 |
| 750,000-799,999 | 2 | 8 | -75.0 | 16 | 18 | -11.1 | 750,000-799,999 | 1 | 1 | 0.0 | 9 | 14 | -35.7 |
| 800,000-849,999 | 5 | 5 | 0.0 | 7 | 6 | 16.7 | 800,000-849,999 | 0 | 0 | 0.0 | 4 | 3 | 33.3 |
| 850,000-899,999 | 5 | 9 | -44.4 | 17 | 14 | 21.4 | 850,000-899,999 | 0 | 0 | 0.0 | 10 | 11 | -9.1 |
| 900,000-949,999 | 1 | 3 | -66.7 | 8 | 8 | 0.0 | 900,000-949,999 | 1 | 0 | N/A | 5 | 5 | 0.0 |
| 950,000-999,999 | 3 | 9 | -66.7 | 11 | 16 | -31.2 | 950,000-999,999 | 0 | 0 | 0.0 | 4 | 14 | -71.4 |
| 1,000,000-1,099,999 | 1 | 2 | -50.0 | 5 | 3 | 66.7 | 1,000,000-1,099,999 | 0 | 0 | 0.0 | 4 | 2 | 100.0 |
| 1,100,000-1,199,999 | 7 | 10 | -30.0 | 20 | 28 | -28.6 | 1,100,000-1,199,999 | 0 | 1 | -100.0 | 9 | 15 | -40.0 |
| 1,200,000-1,299,999 | 5 | 12 | -58.3 | 18 | 20 | -10.0 | 1,200,000-1,299,999 | 0 | 1 | -100.0 | 7 | 12 | -41.7 |
| 1,300,000-1,399,999 | 2 | 5 | -60.0 | 6 | 9 | -33.3 | 1,300,000-1,399,999 | 0 | 0 | 0.0 | 2 | 4 | -50.0 |
| 1,400,000-1,499,999 | 6 | 3 | 100.0 | 10 | 8 | 25.0 | 1,400,000-1,499,999 | 0 | 0 | 0.0 | 7 | 4 | 75.0 |
| 1,500,000-1,599,999 | 2 | 4 | -50.0 | 5 | 5 | 0.0 | 1,500,000-1,599,999 | 0 | 0 | 0.0 | 1 | 2 | -50.0 |
| 1,600,000-1,699,999 | 4 | 3 | 33.3 | 5 | 6 | -16.7 | 1,600,000-1,699,999 | 0 | 0 | 0.0 | 2 | 4 | -50.0 |
| 1,700,000-1,799,999 | 2 | 0 | N/A | 3 | 1 | 200.0 | 1,700,000-1,799,999 | 0 | 0 | 0.0 | 3 | 0 | N/A |
| 1,800,000-1,899,999 | 4 | 6 | -33.3 | 7 | 8 | -12.5 | 1,800,000-1,899,999 | 1 | 0 | N/A | 2 | 5 | -60.0 |
| 1,900,000-1,999,999 | 1 | 3 | -66.7 | 4 | 6 | -33.3 | 1,900,000-1,999,999 | 0 | 0 | 0.0 | 1 | 3 | -66.7 |
| 2,000,000-2,249,999 | 3 | 3 | 0.0 | 7 | 5 | 40.0 | 2,000,000-2,249,999 | 0 | 0 | 0.0 | 4 | 4 | 0.0 |
| 2,250,000-2,499,999 | 4 | 5 | -20.0 | 9 | 9 | 0.0 | 2,250,000-2,499,999 | 0 | 0 | 0.0 | 4 | 6 | -33.3 |
| 2,500,000-2,749,999 | 2 | 2 | 0.0 | 4 | 4 | 0.0 | 2,500,000-2,749,999 | 0 | 0 | 0.0 | 2 | 3 | -33.3 |
| 2,750,000-2,999,999 | 2 | 1 | 100.0 | 4 | 5 | -20.0 | 2,750,000-2,999,999 | 0 | 0 | 0.0 | 3 | 3 | 0.0 |
| 3,000,000-3,249,999 | 0 | 0 | 0.0 | 0 | 0 | 0.0 | 3,000,000-3,249,999 | 0 | 0 | 0.0 | 0 | 0 | 0.0 |
| 3,250,000-3,499,999 | 4 | 4 | 0.0 | 5 | 5 | 0.0 | 3,250,000-3,499,999 | 0 | 0 | 0.0 | 1 | 2 | -50.0 |
| 3,500,000-3,749,999 | 1 | 0 | N/A | 1 | 1 | 0.0 | 3,500,000-3,749,999 | 0 | 0 | 0.0 | 1 | 0 | N/A |
| 3,750,000-3,999,999 | 3 | 2 | 50.0 | 4 | 6 | -33.3 | 3,750,000-3,999,999 | 0 | 0 | 0.0 | 2 | 2 | 0.0 |
| 4,000,000-4,249,999 | 0 | 0 | 0.0 | 1 | 0 | N/A | 4,000,000-4,249,999 | 0 | 0 | 0.0 | 1 | 0 | N/A |
| 4,250,000-4,499,999 | 2 | 5 | -60.0 | 4 | 5 | -20.0 | 4,250,000-4,499,999 | 0 | 0 | 0.0 | 1 | 2 | -50.0 |
| 4,500,000-4,749,999 | 3 | 0 | N/A | 3 | 2 | 50.0 | 4,500,000-4,749,999 | 0 | 0 | 0.0 | 3 | 1 | 200.0 |
| 4,750,000-4,999,999 | 3 | 2 | 50.0 | 4 | 3 | 33.3 | 4,750,000-4,999,999 | 0 | 0 | 0.0 | 2 | 2 | 0.0 |
| 5,000,000+ | 2 | 3 | -33.3 | 4 | 7 | -42.9 | 5,000,000+ | 0 | 0 | 0.0 | 1 | 4 | -75.0 |
| Totals | 158 | 209 | -24.4 | 581 | 592 | -1.9 | Totals | 11 | 11 | 0.0 | 395 | 415 | -4.8 |

All information is subject to change, is deemed reliable but is not guaranteed, and should be independently verified. The information being provided is for consumers' personal, non-commercial use and may not be used for any other purpose other than to identify prospective properties consumers may be interested in purchasing. © 2020 Montana Regional MLS, LLC and FBS. All Rights Reserved. Prepared by Lauren E. Quien on Wednesday, January 08, 2020 3:29 PM.