Completing Your Peer Review with ACPE

This guide provides a step-by-step process for completing your peer review with ACPE, ensuring that you stay on track with your professional development. By following these instructions, you can easily navigate the ACPE.edu Profile to find your Peer Review Due Date and then navigate to the Educator Certification SharePoint Page to download the instructions.

1 Navigate to https://acpe.edu/

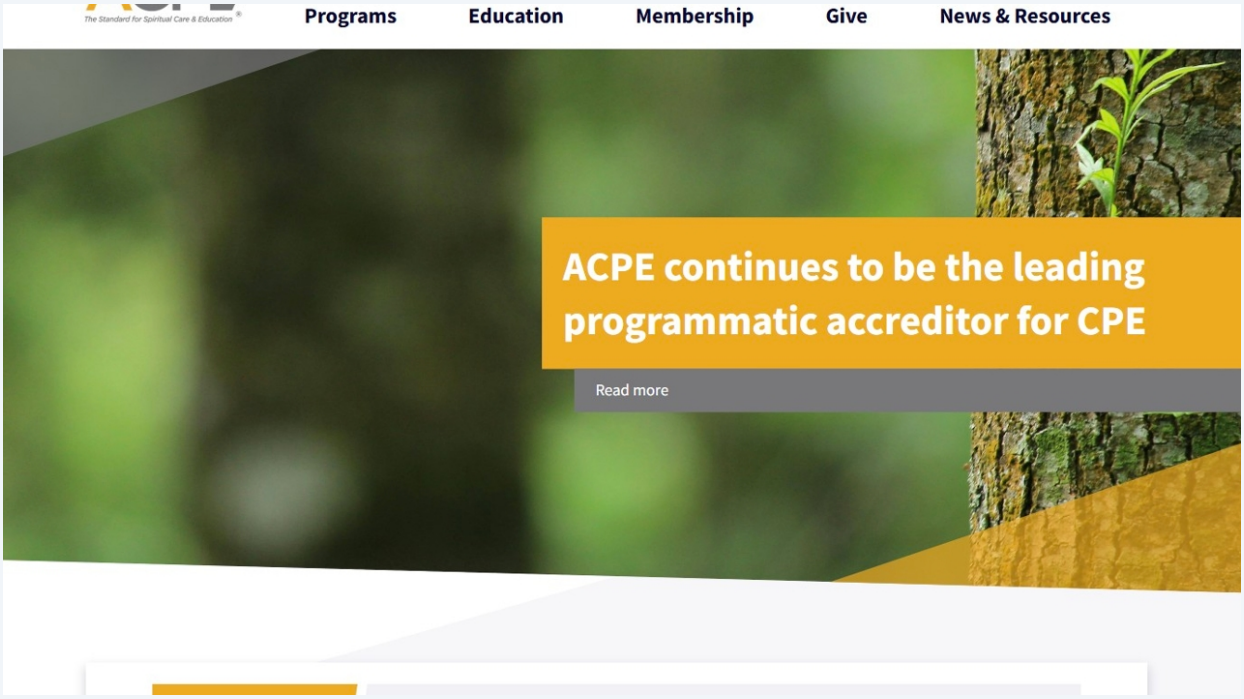

2 Click "Login" or "Welcome [Your Name]" Next to Logout



3 You will find your "Personal Snapshot" Scroll down and under "Membership" you will find "Next Peer Review Due Date" under "Last Completed Peer Review."

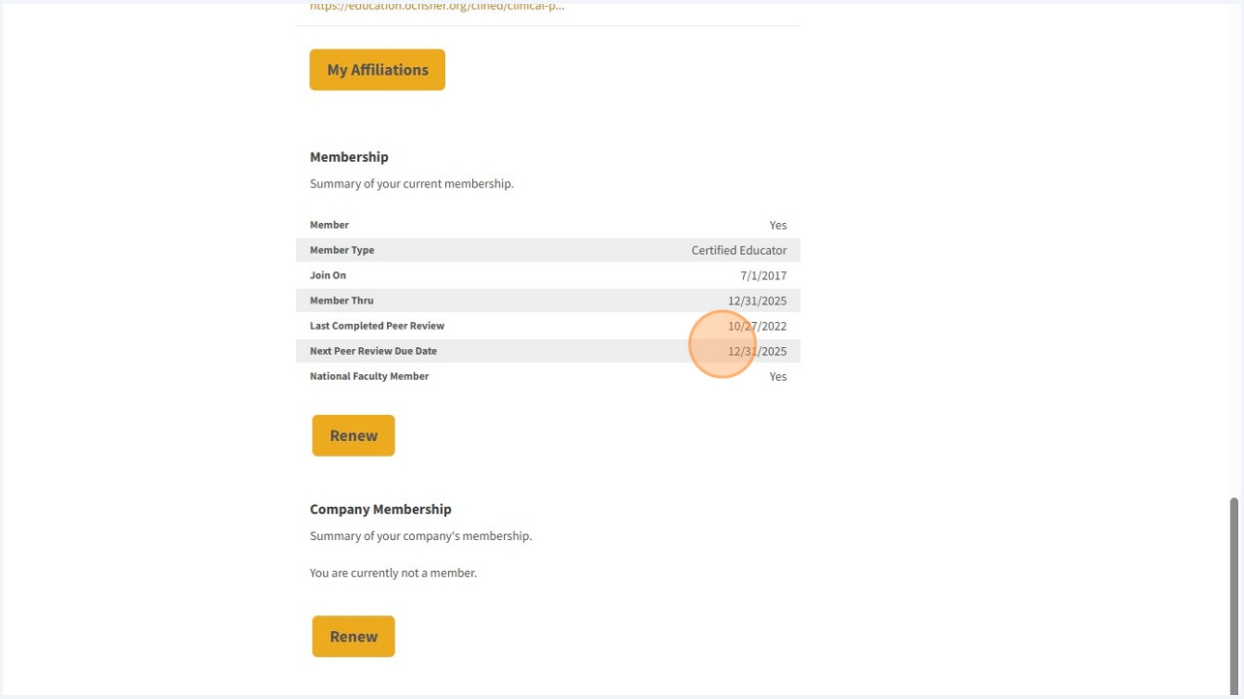

4 To download the Peer Review Guidelines go to the ACPE SharePoint Page under "Educator Certification" on the right hand side you will see "Certification Resources" under that you will see "Peer Review." Follow the instructions there for completion of your peer review or email peer.review@acpe.edu with more questions.

