SPRING 2026

CRISP QUARTERLY

FROM THE CRISP STAFF



Taneisha Laume, MHA

I am proud to lead the HIE Projects Team, a dynamic group of project managers dedicated to advancing high-impact initiatives across CRISP. Out team oversees a wide range of efforts—including social determinants of health projects, the MD PDMP, image exchange , and multiple public health projects—each designed to strengthen coordination, improve access to information, and support healthier communities.

Our team is committed to collaboration, transparency, and continuous improvement. We actively engage with partners to understand their needs, ensuring that every project is aligned to drive meaningful value. We aim to support innovation and drive measurable outcomes across Maryland and welcome anyone interested in exploring opportunities for collaboration to reach out.

IN THIS ISSUE

- FROM THE CRISP STAFF
- HIGHLIGHTS
- WHAT'S NEW WITH CRISP
- CRISP IN ACTION
- RESOURCES

HIGHLIGHTS

Rural Health Transformation Grant Announcement Hold

The Maryland Department of Health has received $168 million in federal funding for the first year of the five-year Rural Health Transformation Program. This renewable funding will help strengthen, modernize, and expand access to affordable health care in rural communities across the state.
CRISP is proud to partner with the state in advancing this important work.

Maryland DEPARTMENT OF HEALTH

View the announcement here or find out more on the MDH website.

WHAT'S NEW WITH CRISP

LAB TESTING DATA: INCONTEXT TIMELINE VIEW

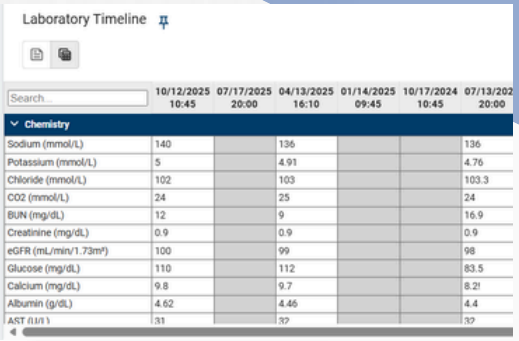

In early 2026, a new way to view laboratory data through InContext was released: **Timeline View**. This new feature allows users to view a patient's laboratory testing data in a timeline format, enabling easy identification of data trends over time.

By organizing data chronologically, Timeline View allows providers to visually spot trends, such as gradual improvement, worsening biomarkers, or recurrent abnormal results. Seeing data in a sequence, rather than isolated reports, makes it easier to detect patterns in results, ultimately leading to improved health outcomes.

To access Timeline View, users can navigate to the Laboratory subtab within the Health Records tab of the Clinical Data section. Once in the Laboratory subtab, users will see two icons on the left side of the screen to toggle between views. Using the "List" and "Timeline" icons, users can toggle between the classic "List View" and the new "Timeline View." **Presently, Timeline View is only available for Laboratory Testing Data**, thus the Timeline View icon will only be visible under the Laboratory subtab.

For more information about Timeline View, see our One Pager, or visit our InContext webpage. Register for our upcoming InContext webinar here!

SAVE THE DATE: CRISP ANNUAL USER SUMMIT - MAY 19, 2026

Mark your calendars for the **CRISP Annual User Summit** on **May 19, 2026!** This virtual event brings together healthcare professionsals and organizations from across MD to explore innovative technology solutions that are transforming patient care.

Whether you're a physician, director, IT specialist, or healthcare administrator, the summit offers valuable insights into maximizing your use of CRISP services.

Join over 1,000+ peers for:

- Keynote presentations on user success stories and workflows
- Deep-dive sessions on CRISP tools and features
- Live Q&A with CRISP experts

Register Now! Click here to secure your spot to attend the 2026 Summit. For more information about the Summit and to view materials from previous years, click here. We look forward to seeing you virtually on May 19th!

MARCH IS COLORECTAL CANCER AWARENESS MONTH: NEW TOOLS TO SUPPORT PREVENTIVE SCREENINGS

March is National Colorectal Cancer Awareness Month, making this an ideal time to highlight two powerful enhancements to the CRISP Health Information Exchange that can help providers view the results of their patients life-saving colorectal cancer screenings.

Exact Sciences Laboratory Data Now in InContext

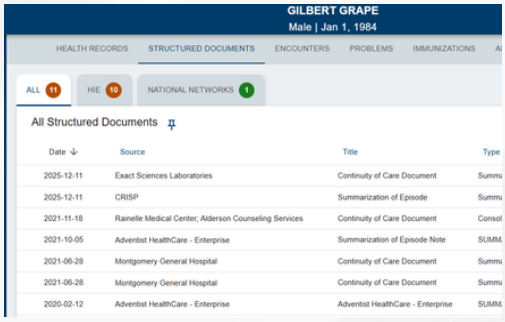

Exact Sciences Laboratories order statuses and results—including Cologuard, Cologuard Plus, Oncoguard Liver, and Riskguard tests—are now available in the Clinical Information/InContext app. These non-invasive screening tests can detect signs of colorectal cancer and precancerous growths before symptoms appear, significantly increasing the chances of successful treatment.

To access this data, simply navigate to the Structured Documents tab within the Clinical Data section. Access to this data prevents duplication of tests and supports better clinical decision-making.

Screening Alerts with Population Explorer

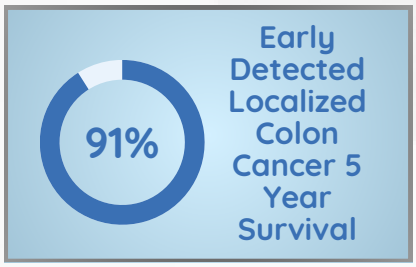

Preventive Services data—including Colorectal and Breast Cancer Screening notifications—are available in Population Explorer. These alerts enables care teams to proactively identify patients who have completed preventive screenings.

The Preventive Services section displays notifications in green and provides detailed information including screening category, procedure codes, results, facility names, and dates. Each notification links directly to source documents in the Clinical Information section, streamlining your workflow.

Early Detection Saves Lives

By combining comprehensive lab data in InContext with the preventative services alerts in Population Explorer, CRISP is empowering providers to close information gaps and ensure patients screenings results are available to hopefully make a difference in early detection and prevention.

CRISP IN ACTION

FROM CRISP USERS

A 3-year-old patient was referred from another hospital with concern for Kawasaki Disease (KD), a serious condition that can cause coronary artery swelling, heart attack, or even death if left untreated. Fortunately, early treatment is typically curative. To confirm the diagnosis, lab results were needed—but they were not included in the transfer report. Using CRISP, the treating physician was able to access the child's labs in real time while on the phone with the intake nurse. The labs confirmed KD and the need for an urgent transfer. Without immediate access to this information, the physician would have had to call the outside hospital and review each lab result individually. Instead, CRISP tools saved critical time—and the child received prompt, successful treatment

Shared by: Dr. Marc Rabner, CSS CMO, and Attending Physician, Children's National Hospital

RESOURCES

RESOURCE LIBRARY

WEBSITE

YOUTUBE

LINKEDIN



UPCOMING WEBINARS

CRISP Overview
March 05, 12:00 PM
Apr 02, 12:00 PM

Managing CRISP Accounts
March 12, 12:00 PM

Care Coordination Tools
March 19, 12:00 PM

Reports
March 26, 12:00 PM

Clinical Record
April 9, 12:00 PM