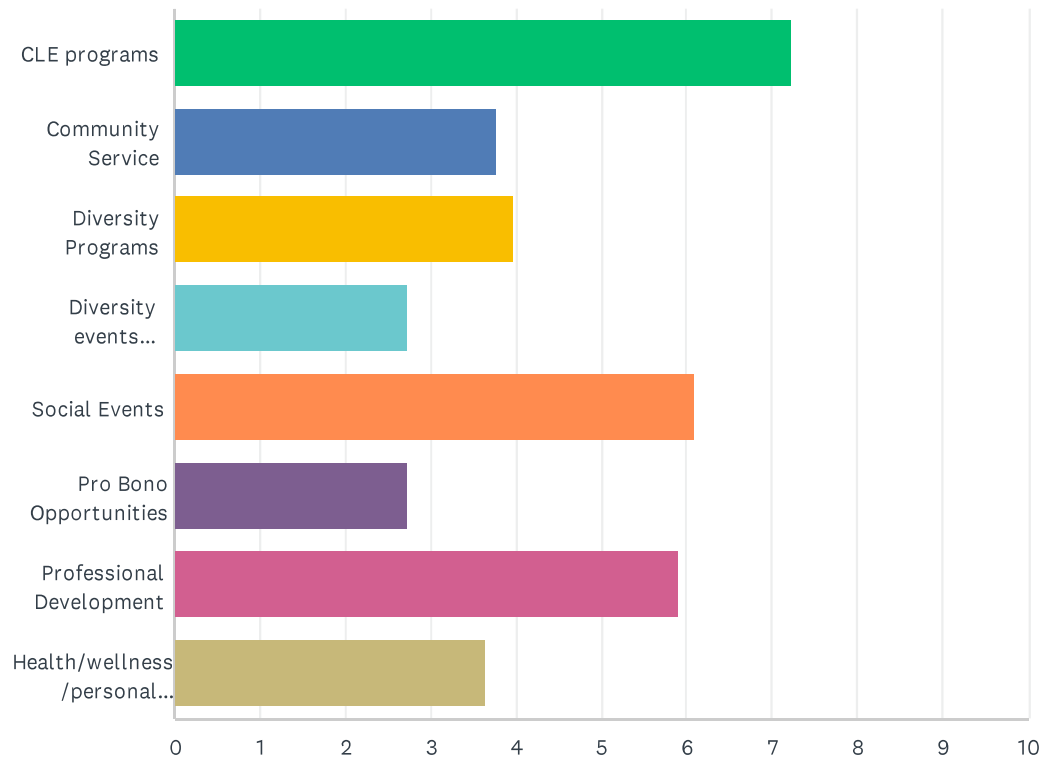


## Q4 What types of programs/events do you prefer to attend? (rank in order of preference):

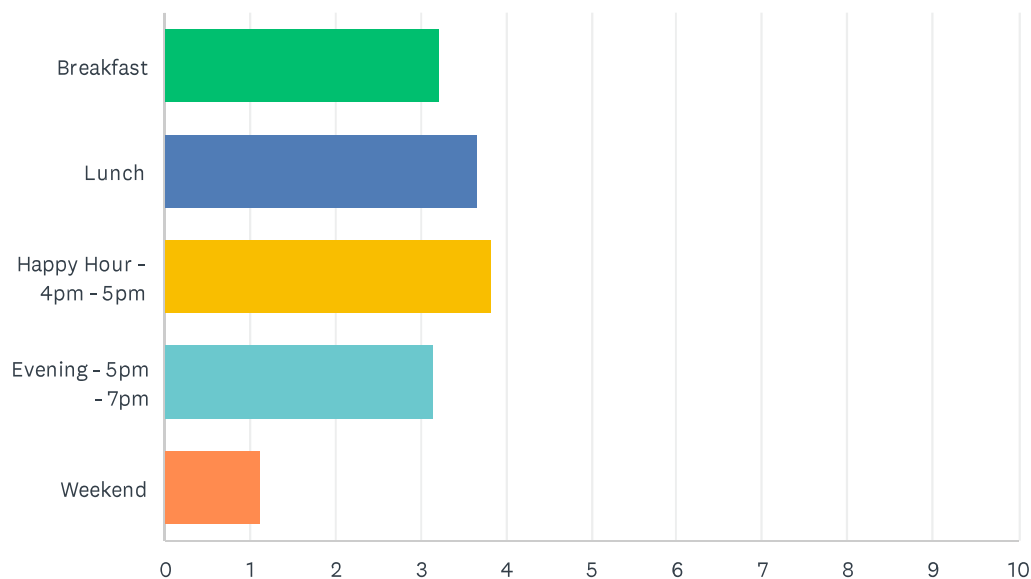
Answered: 73 Skipped: 0



	1	2	3	4	5	6	7	8	TOTAL	SCORE
CLE programs	68.49% 50	13.70% 10	8.22% 6	2.74% 2	2.74% 2	0.00% 0	1.37% 1	2.74% 2	73	7.23
Community Service	2.74% 2	5.48% 4	8.22% 6	17.81% 13	16.44% 12	23.29% 17	17.81% 13	8.22% 6	73	3.78
Diversity Programs	1.37% 1	6.85% 5	12.33% 9	15.07% 11	23.29% 17	16.44% 12	20.55% 15	4.11% 3	73	3.96
Diversity events involving working with children	1.37% 1	2.74% 2	4.11% 3	9.59% 7	8.22% 6	21.92% 16	19.18% 14	32.88% 24	73	2.73
Social Events	16.44% 12	27.40% 20	27.40% 20	15.07% 11	9.59% 7	0.00% 0	4.11% 3	0.00% 0	73	6.10
Pro Bono Opportunities	1.37% 1	1.37% 1	4.11% 3	6.85% 5	12.33% 9	23.29% 17	23.29% 17	27.40% 20	73	2.73
Professional Development	8.33% 6	38.89% 28	23.61% 17	11.11% 8	8.33% 6	2.78% 2	5.56% 4	1.39% 1	72	5.90
Health/wellness/personal development	0.00% 0	4.11% 3	12.33% 9	21.92% 16	19.18% 14	12.33% 9	8.22% 6	21.92% 16	73	3.64

## Q6 For in-person events, what time of day do you prefer attending? (rank in order of preference)

Answered: 73 Skipped: 0

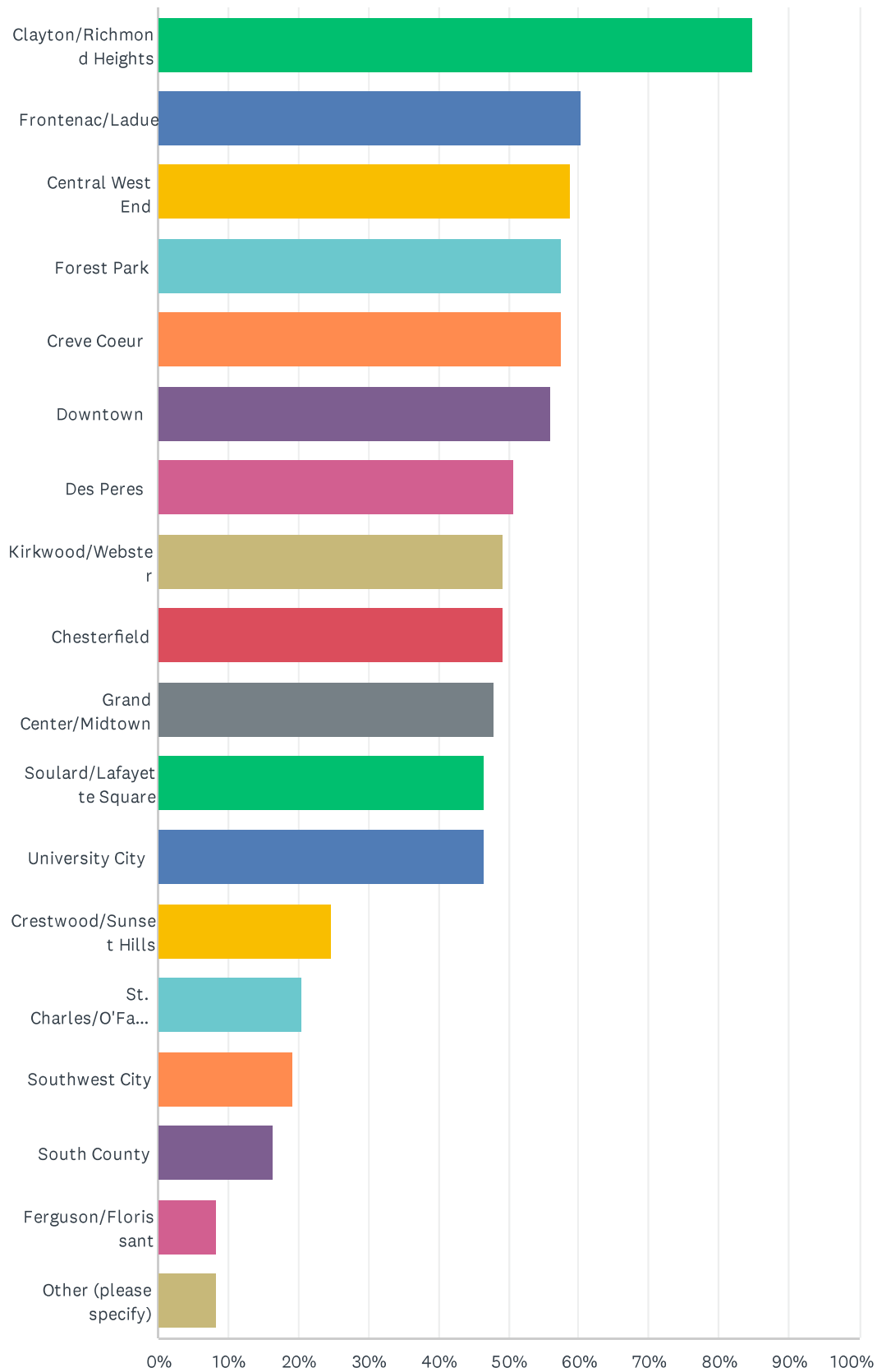


	1	2	3	4	5	TOTAL	SCORE
Breakfast	20.55% 15	21.92% 16	23.29% 17	28.77% 21	5.48% 4	73	3.23
Lunch	32.88% 24	19.18% 14	30.14% 22	16.44% 12	1.37% 1	73	3.66
Happy Hour - 4pm - 5pm	26.03% 19	38.36% 28	28.77% 21	6.85% 5	0.00% 0	73	3.84
Evening - 5pm - 7pm	20.55% 15	19.18% 14	16.44% 12	42.47% 31	1.37% 1	73	3.15
Weekend	0.00% 0	1.37% 1	1.37% 1	5.48% 4	91.78% 67	73	1.12

**Q7 For in-person events, in what areas would you be more likely to attend a program or event? (select all that apply):**

Answered: 73   Skipped: 0

## 2022 Association of Corporate Counsel Membership Survey

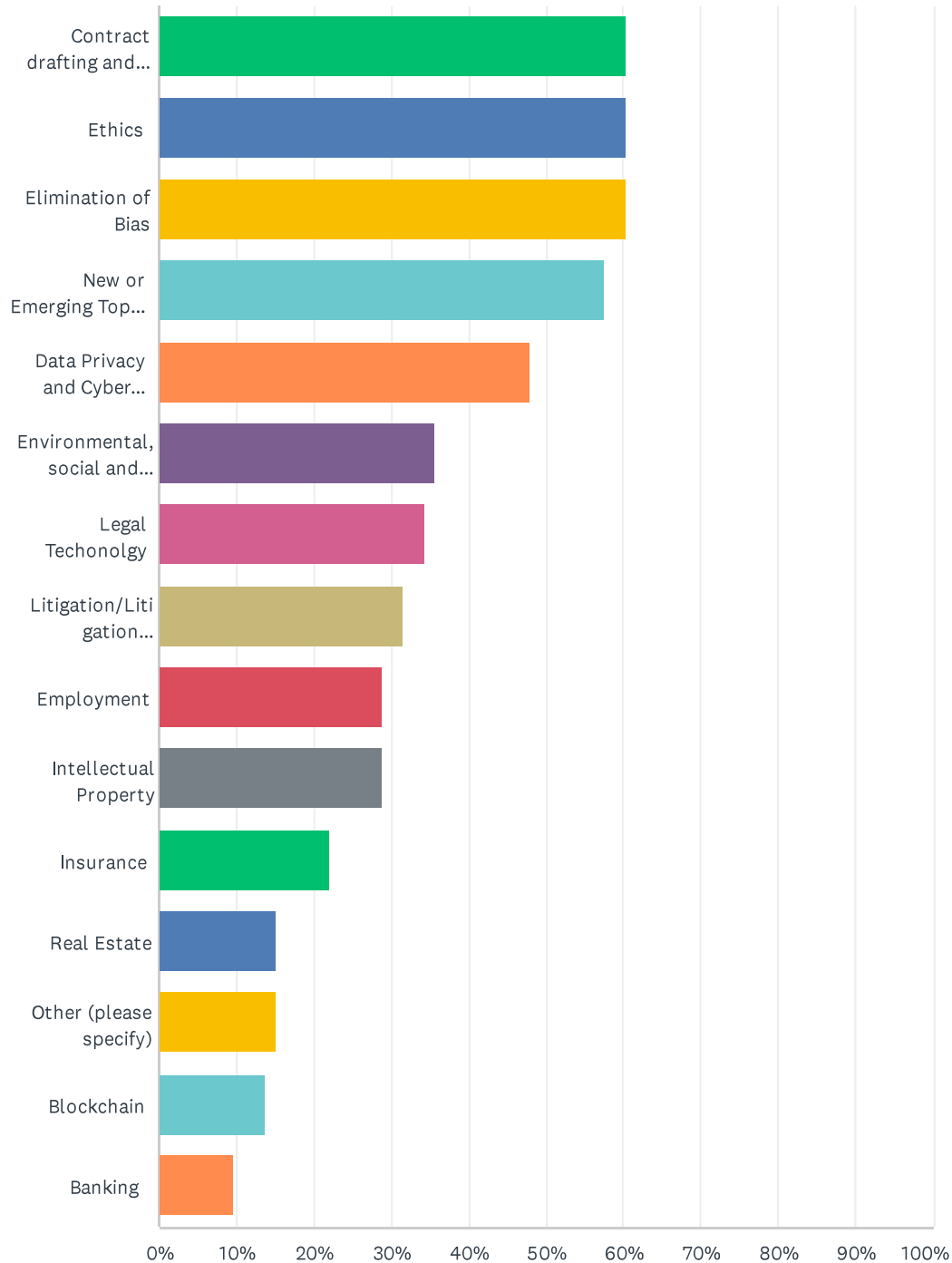


## 2022 Association of Corporate Counsel Membership Survey

ANSWER CHOICES	RESPONSES	
Clayton/Richmond Heights	84.93%	62
Frontenac/Ladue	60.27%	44
Central West End	58.90%	43
Forest Park	57.53%	42
Creve Coeur	57.53%	42
Downtown	56.16%	41
Des Peres	50.68%	37
Kirkwood/Webster	49.32%	36
Chesterfield	49.32%	36
Grand Center/Midtown	47.95%	35
Soulard/Lafayette Square	46.58%	34
University City	46.58%	34
Crestwood/Sunset Hills	24.66%	18
St. Charles/O'Fallon/St. Peters	20.55%	15
Southwest City	19.18%	14
South County	16.44%	12
Ferguson/Florissant	8.22%	6
Other (please specify)	8.22%	6
Total Respondents: 73		

## Q8 What CLE topics, programs, or events would you like to see? (select all that apply)

Answered: 73 Skipped: 0



## 2022 Association of Corporate Counsel Membership Survey

ANSWER CHOICES	RESPONSES	
Contract drafting and negotiation	60.27%	44
Ethics	60.27%	44
Elimination of Bias	60.27%	44
New or Emerging Topics (e.g. - SCOTUS opinions, PHE guidelines)	57.53%	42
Data Privacy and Cyber Security	47.95%	35
Environmental, social and corporate governance	35.62%	26
Legal Techonolgy	34.25%	25
Litigation/Litigation Management	31.51%	23
Employment	28.77%	21
Intellectual Property	28.77%	21
Insurance	21.92%	16
Real Estate	15.07%	11
Other (please specify)	15.07%	11
Blockchain	13.70%	10
Banking	9.59%	7
Total Respondents: 73		