

School Registration

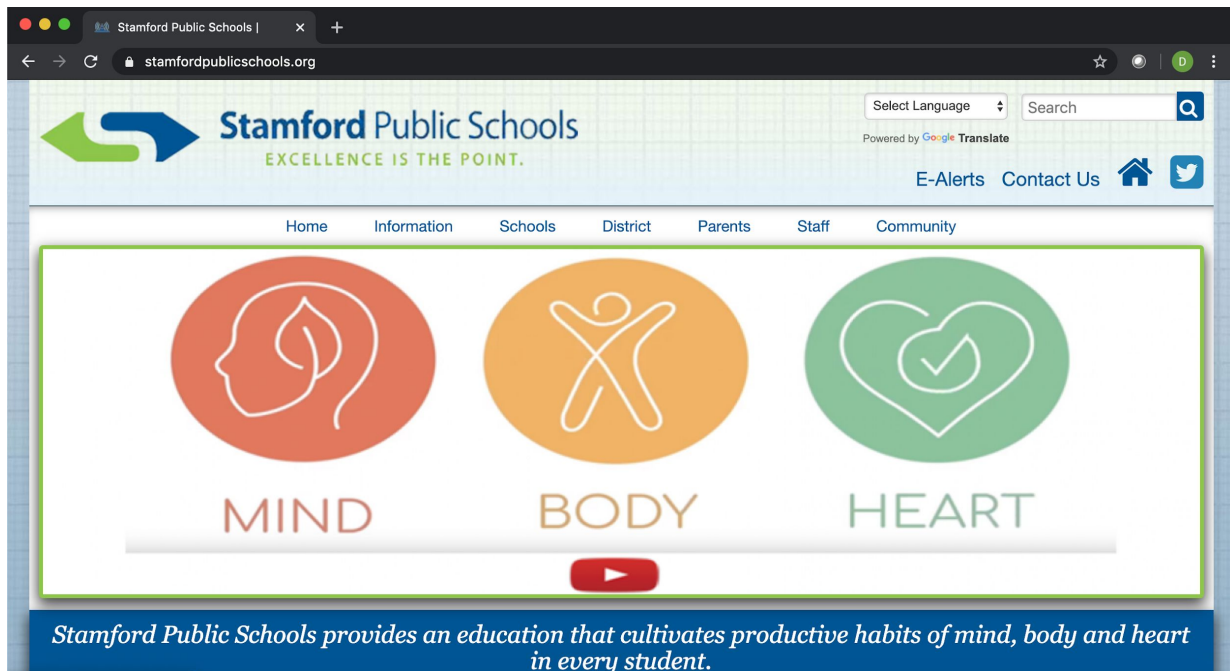
Stamford Public Schools



Step 1

Visit:

www.stamfordpublicschools.org

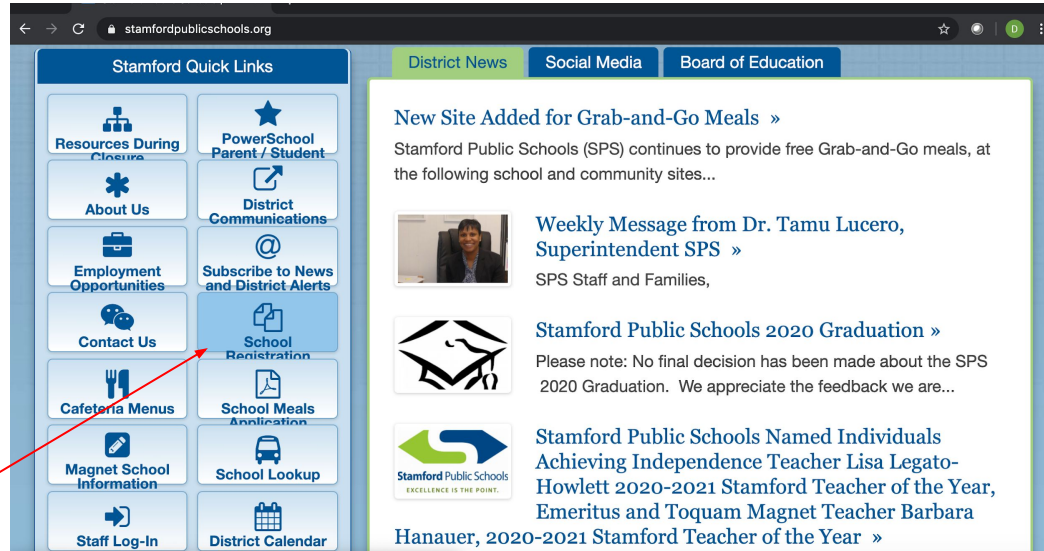


Step 2:

Scroll down on the homepage

Click on the blue button that says:

School Registration



Step 3

Click the link that says

Required Documents

Be sure to go through this list to make sure you have everything you need to complete registration

[Home](#)



School Registration

During this unprecedented time, registration at the Government Center is currently operating by appointment only Tuesday and Thursday from 10:00am-1:00pm Call: 203-977-5312 to make an appointment

Step 1:

Required Documents

[Click Here For Required Registration Documents](#)

Step 2

School Look-Up

[Click Here For School Look-Up](#)

Step 4

Click on the School Look Up

This will help you find out which school you are districted to based on your address.

Make sure to pay attention to the street number and side of the street



The screenshot shows a web page titled "School Registration". At the top left is a "Home" link. At the top right are share and print icons. The main heading is "School Registration". Below this is a paragraph: "During this unprecedented time, registration at the Government Center is currently operating by appointment only Tuesday and Thursday from 10:00am-1:00pm Call: 203-977-5312 to make an appointment". There are two steps listed: "Step 1:" and "Step 2:". Under "Step 1:" is a blue bar with the text "Required Documents" and a link "Click Here For Required Registration Documents". Under "Step 2:" is a blue bar with the text "School Look-Up" and a link "Click Here For School Look-Up". A red arrow from the text on the left points to this "School Look-Up" link.

[Home](#)

School Registration

During this unprecedented time, registration at the Government Center is currently operating by appointment only Tuesday and Thursday from 10:00am-1:00pm Call: 203-977-5312 to make an appointment

Step 1:

Required Documents

[Click Here For Required Registration Documents](#)

Step 2

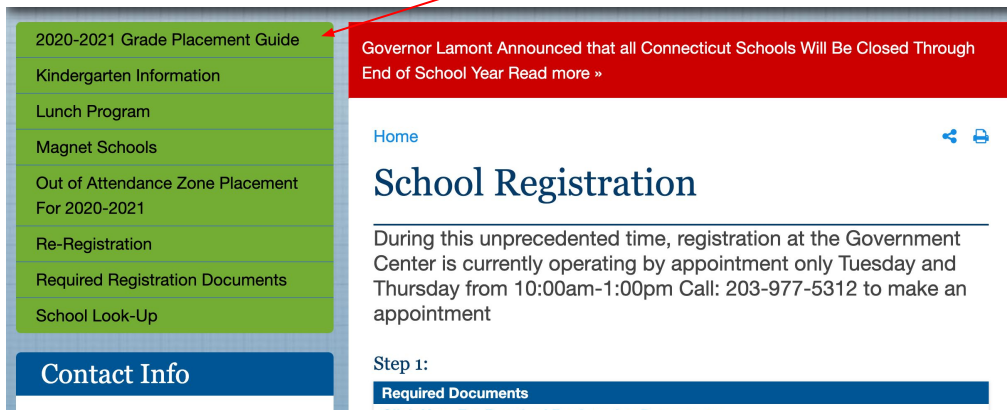
School Look-Up

[Click Here For School Look-Up](#)

Step 5

Click on the 2020-2021 Grade Placement Guide

Please note students are placed by age.



The screenshot shows a website interface for school registration. On the left is a green sidebar with a list of links: "2020-2021 Grade Placement Guide", "Kindergarten Information", "Lunch Program", "Magnet Schools", "Out of Attendance Zone Placement For 2020-2021", "Re-Registration", "Required Registration Documents", and "School Look-Up". Below this is a blue "Contact Info" button. A red arrow points from the top right of the image to the "2020-2021 Grade Placement Guide" link. The main content area has a red header banner with white text: "Governor Lamont Announced that all Connecticut Schools Will Be Closed Through End of School Year Read more »". Below the banner is a "Home" link and a "School Registration" heading. The text below the heading states: "During this unprecedented time, registration at the Government Center is currently operating by appointment only Tuesday and Thursday from 10:00am-1:00pm Call: 203-977-5312 to make an appointment". Below this is a "Step 1:" section with a blue bar containing the text "Required Documents" and a link "Click Here For Required Registration Documents".

2020-2021 Grade Placement Guide

Kindergarten Information

Lunch Program

Magnet Schools

Out of Attendance Zone Placement For 2020-2021

Re-Registration

Required Registration Documents

School Look-Up

Contact Info

Governor Lamont Announced that all Connecticut Schools Will Be Closed Through End of School Year Read more »

Home

School Registration

During this unprecedented time, registration at the Government Center is currently operating by appointment only Tuesday and Thursday from 10:00am-1:00pm Call: 203-977-5312 to make an appointment

Step 1:

Required Documents

[Click Here For Required Registration Documents](#)

Step 6

Select the 2020-2021 tab

To register your child for the 2019-20 school year, please select the green button below.

To register your child for the 2020-21 school year, please select the yellow button below.

PLEASE USE FIREFOX, CHROME OR SAFARI WHEN REGISTERING YOUR CHILD. INTERNET EXPLORER IS NOT RECOMMENDED.	
New Student Registration for the 2019-20 School Year (Current Year) English Spanish	New Student Registration for the 2020-21 School Year (Next Year) English Spanish



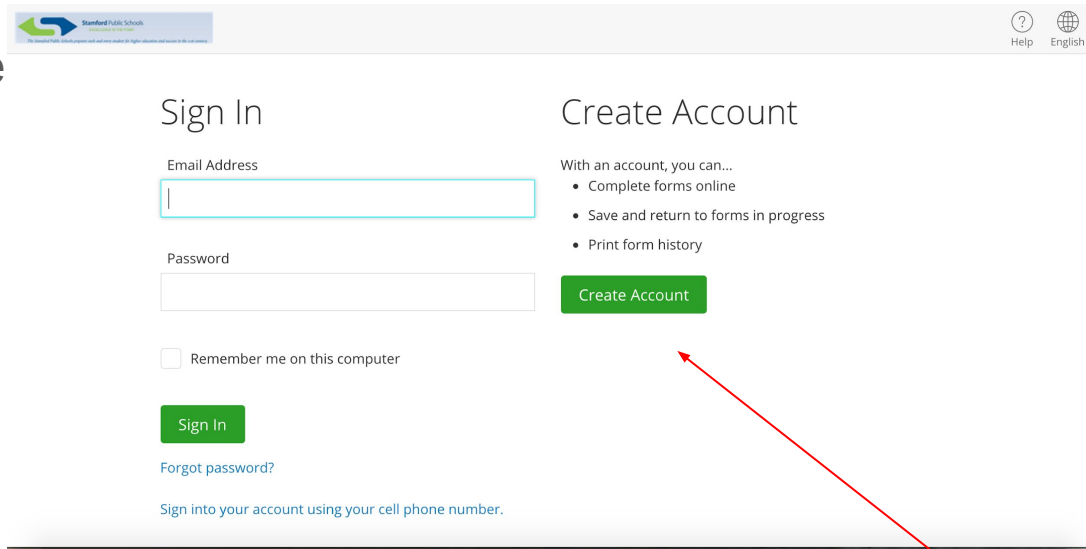
Step 7

Create an account if it your first time

Please make sure to write down your email and password after you create it

If you have an account please sign in with your email and password

If you forgot your password please email ofce@stamfordct.gov



The screenshot shows the login and account creation interface for Stamford Public Schools. At the top, there is a header with the Stamford Public Schools logo and a navigation bar with 'Help' and 'English' links. The main content area is divided into two sections: 'Sign In' and 'Create Account'.

Sign In Section:

- Email Address:** A text input field with a light blue border.
- Password:** A text input field with a light gray border.
- ☐ Remember me on this computer
- Sign In:** A green button.
- [Forgot password?](#)
- [Sign into your account using your cell phone number.](#)

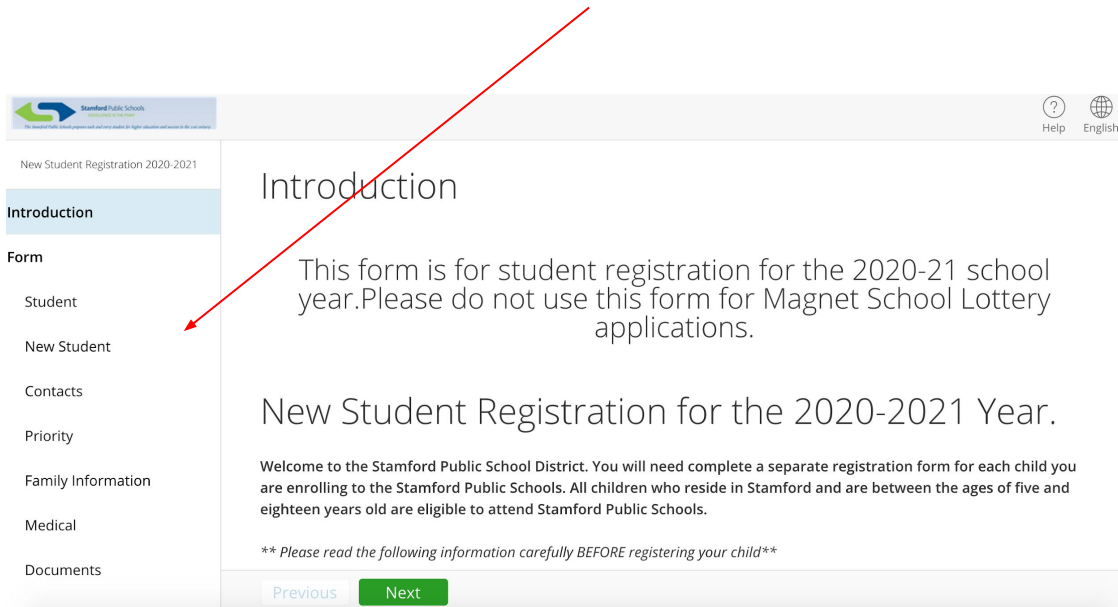
Create Account Section:

- Create Account:** A green button.
- With an account, you can...**
 - Complete forms online
 - Save and return to forms in progress
 - Print form history

A red arrow points from the bottom right towards the 'Create Account' button.

Step 8

Once you are signed in you will complete all pages indicated on the application in full.

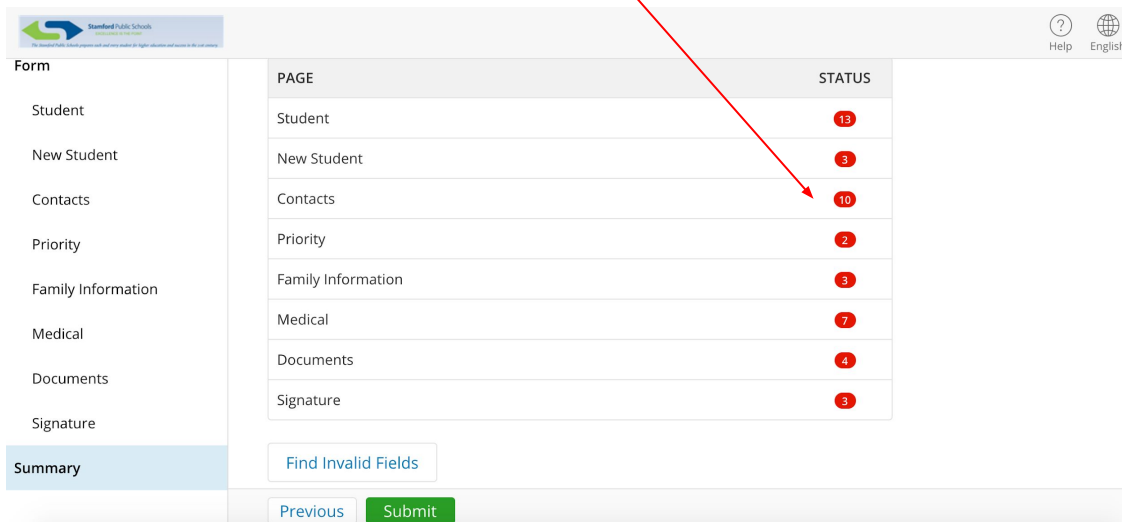


The screenshot shows the 'New Student Registration 2020-2021' application page. The left sidebar contains a menu with the following items: Introduction (highlighted), Form, Student, New Student (indicated by a red arrow), Contacts, Priority, Family Information, Medical, and Documents. The main content area is titled 'Introduction' and contains the following text: 'This form is for student registration for the 2020-21 school year. Please do not use this form for Magnet School Lottery applications.' Below this is the section 'New Student Registration for the 2020-2021 Year.' with a welcome message: 'Welcome to the Stamford Public School District. You will need complete a separate registration form for each child you are enrolling to the Stamford Public Schools. All children who reside in Stamford and are between the ages of five and eighteen years old are eligible to attend Stamford Public Schools.' At the bottom of the main content area, there is a note: '** Please read the following information carefully BEFORE registering your child**' and two buttons: 'Previous' and 'Next'.

Step 9

In order to submit the application you will need to complete every page- any red areas indicate that there is an error and needs to be completed.

Once complete you will able to submit



The screenshot shows the 'Form' section of the Standard Public Schools application. A table lists the pages and their status, with red circles indicating the number of errors. The 'Contacts' page has 10 errors, which is the highest count. The 'Submit' button is highlighted in green at the bottom right.


PAGE	STATUS
Student	13
New Student	3
Contacts	10
Priority	2
Family Information	3
Medical	7
Documents	4
Signature	3

Find Invalid Fields

Previous Submit


Step 10

Once you have completed and submitted the registration form, you will be provided with a confirmation page. You are encouraged to save this for your records

 Stamford Public Schools
Ensuring a bright future for every child

Help English

New Student Registration 2020-2021



STEP 1: Thank You for Submitting Your New Student Registration

Thank you for submitting your child's registration application for the Stamford Public Schools.

Please click on this [New Student Registration](#) link to print a copy for your records.

To begin another New Student Registration, click the link below and follow the directions.

- [New Student Registration](#)

Questions/ Help

If you need assistance with the registration process, the Office of Family Engagement is here to help you.

To make an appointment with help over the phone please call:
203-977-5312

You can also email at ofce@stamfordct.gov