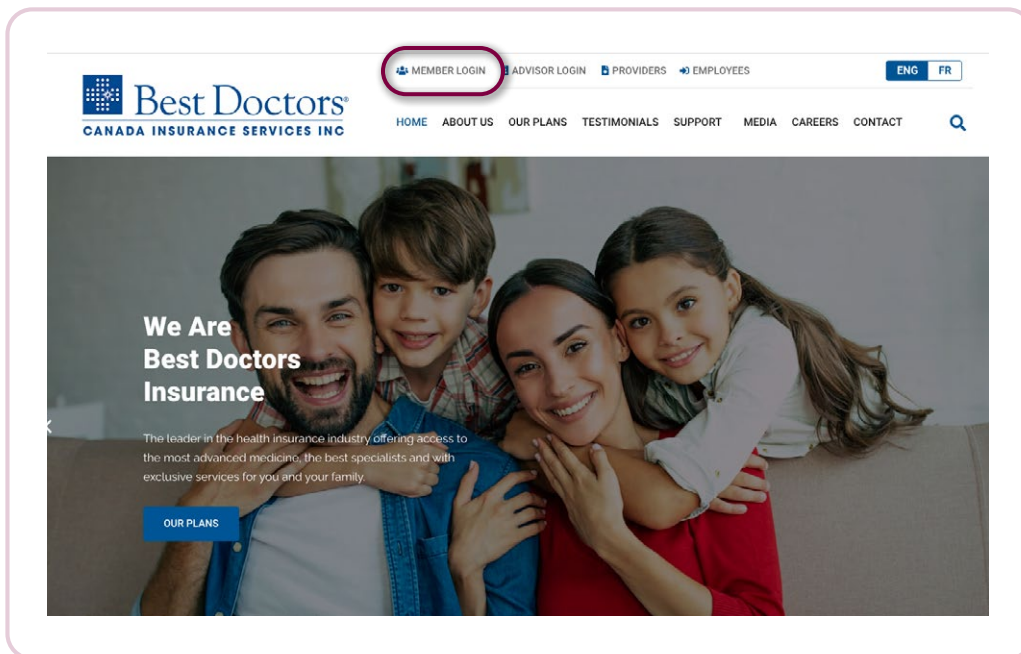


Finding a provider in the Best Doctors Network is fast and easy by using the Member Portal or the BD2go App. There are different ways to search to help you decide which option is best for you.

Member Portal

1 At bestdoctorsinsurance.ca, click on [Member Login](#) to go to the Member Portal.



2 Enter your user name and password.

Sign-in to Best Doctors Insurance

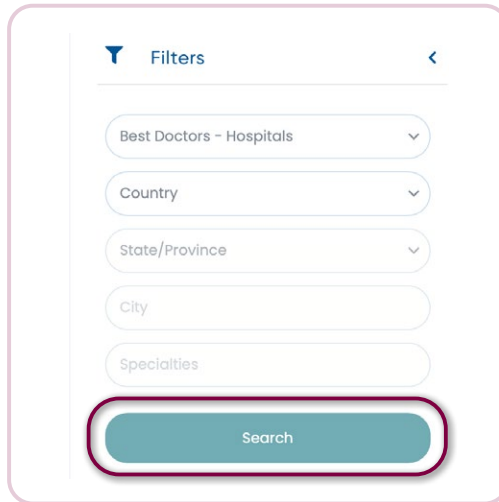
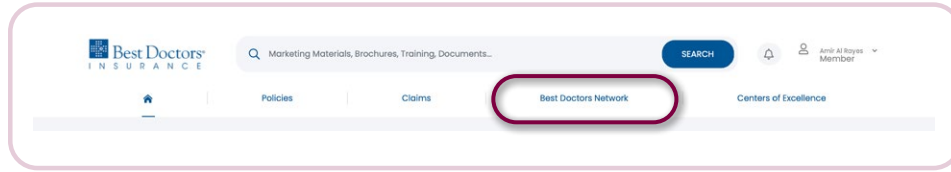
[Forgot User/Password](#)

[Log In](#)

Don't have an account?
[Create Account](#)

3

To find a provider in Latin America and the Caribbean, click on the **Best Doctors Network** tab and select the parameters for your search using the drop-down menu buttons found on the left-hand side of the screen. Then click on **Search**.



4

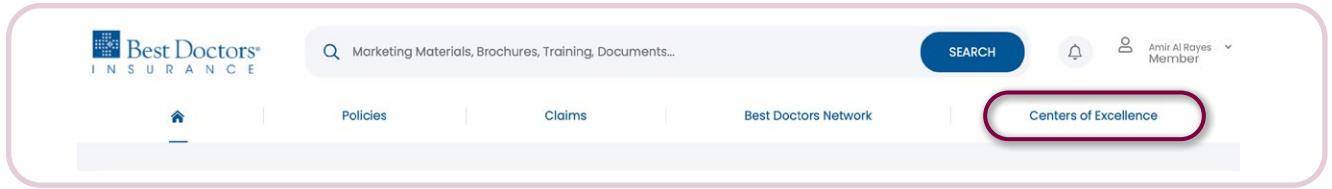
You will get a list of medical providers in the selected country.

Best Doctors Network

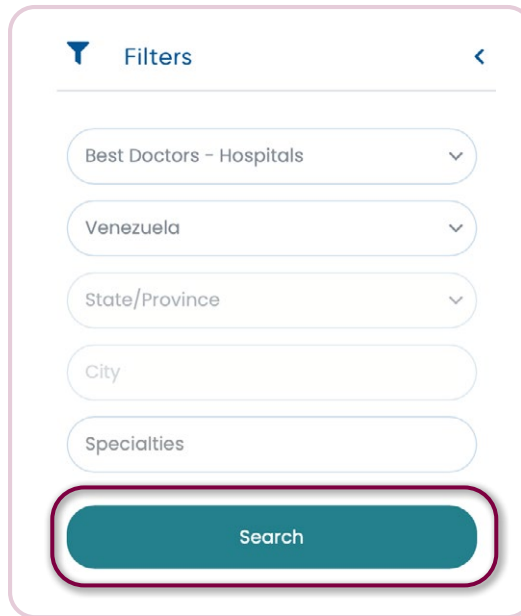
Best Doctors Insurance has created a network of preferred providers that have been carefully evaluated and distinguished for their specialty and high quality medical care. Among the advantages highlighted in utilizing this network are maximizing benefit coverage, making direct payments to providers for services coordinated through Best Doctors Insurance, a wide range of medical disciplines, as well as efficient treatment and services. Our members can coordinate their own appointments directly with the doctors by presenting their Best Doctors Insurance card; take into account the financial responsibility that applies according to your plan. For other procedures, continue the usual pre-certification process. The results of this search will show the list of doctors and hospitals by name, medical specialties and location.

Code	Country	State/Province	City	Provider	Specialties
VE-050155	Venezuela	Anzoátegui	Barcelona	Cxxxxxxxxxxxxxxxx	HOSPITAL

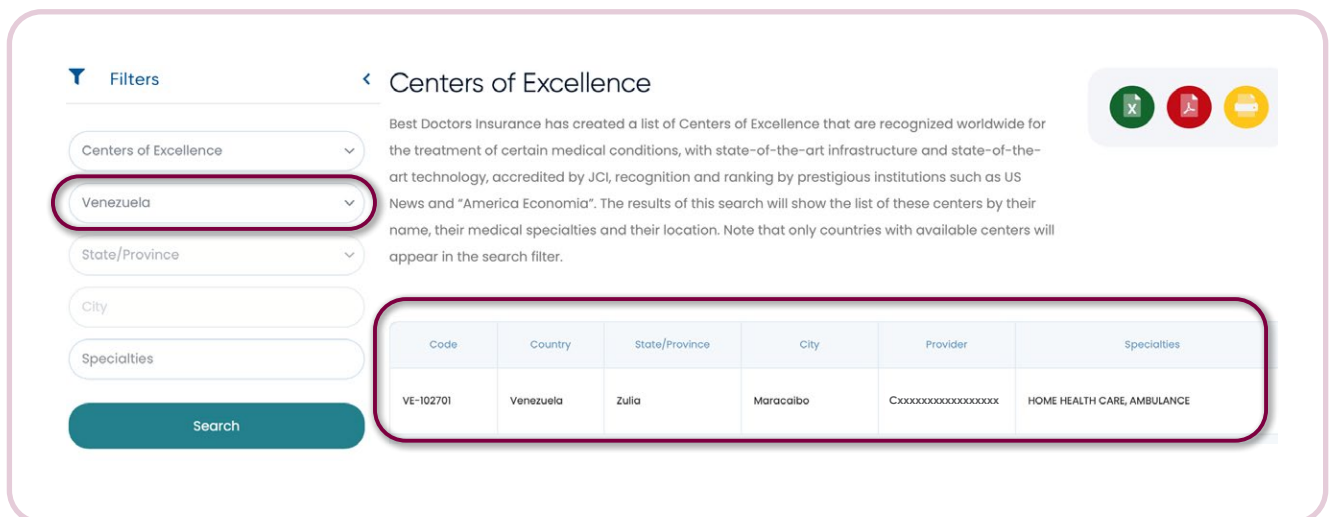
5 You can also search for a Center of Excellence in Latin America and the Caribbean by clicking on the **Centers of Excellence** tab in the upper right-hand corner.



6 Select the parameters and click on **Search**.



7 You will get a list of Centers of Excellence in the selected country.



8

To find a provider in the United States, click on the **More Information** button found on the home page for the network specified on your ID Card: PPO Options or Choice Plus.



Fast and Affordable Clinic Visits with United Healthcare PPO Options

Find local providers in the United States. Or find a convenience clinic today, no appointment necessary and no deductible applied. Plans with provider restrictions, the predominant network is the one from Best Doctors Insurance.

[More Information](#)



Fast and Affordable Clinic Visits with United Healthcare Choice Plus

Find local providers in the United States. Or find a convenience clinic today, no appointment necessary and no deductible applied. Plans with provider restrictions, the predominant network is the one from Best Doctors Insurance.

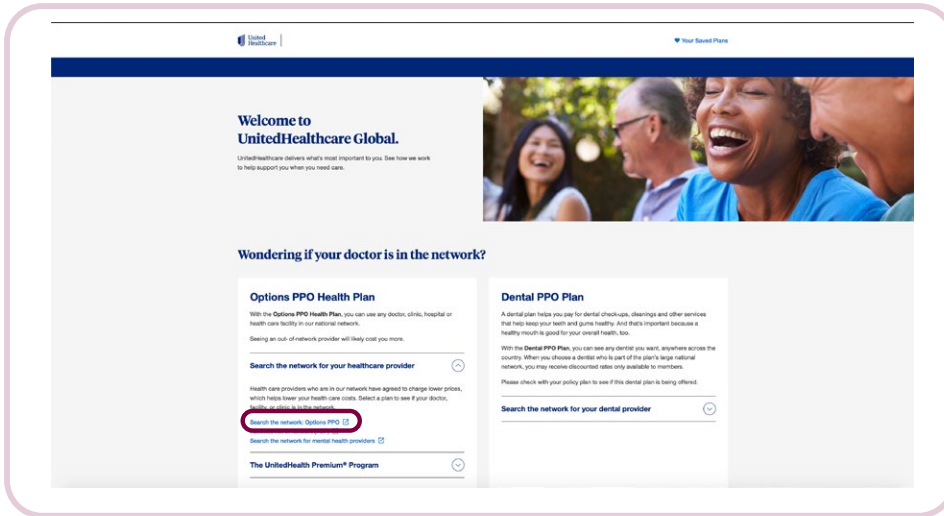
[More Information](#)

9

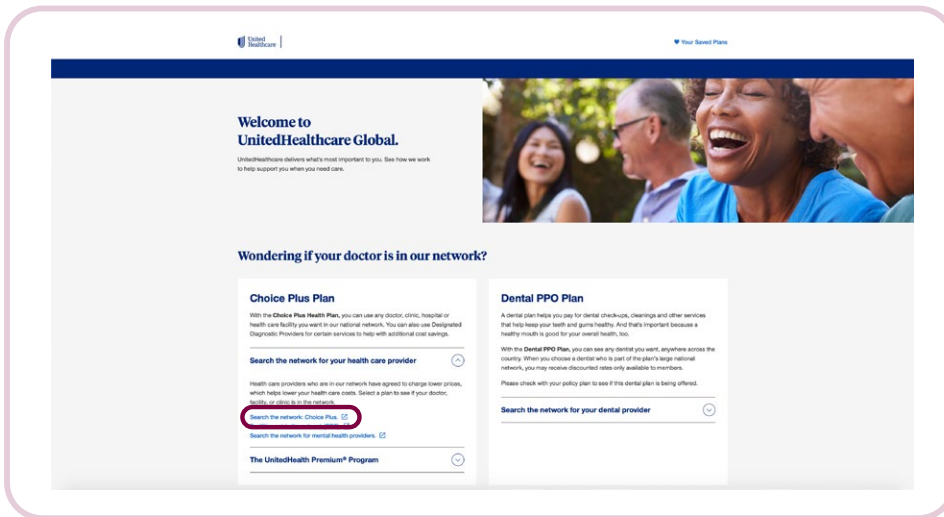
You will be redirected to the United Healthcare site.



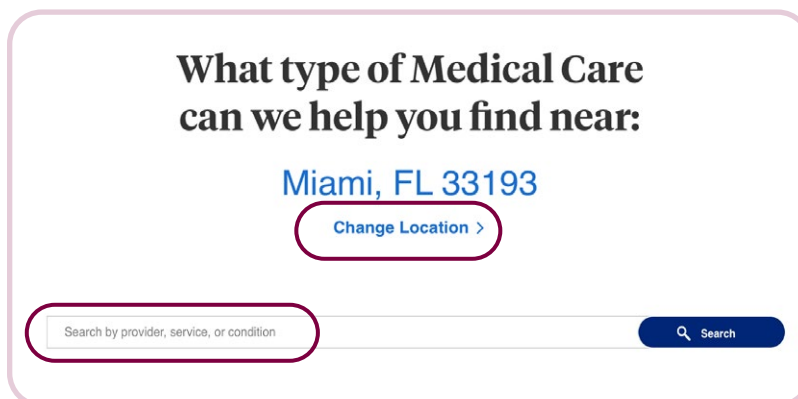
10 Here you will see the name of your network. Click on the arrow next to **Search the network for your health care provider** to expand the Options. If you have an open network plan, select **Search the network: Options PPO**.



11 If you have a plan subject to a provider network, select **Search the network: Choice Plus**.



12 On this screen, click on **Change Location** if you need to modify your search, or enter the information to search by provider, service, or condition.



13 You can also find health care by category: **People**, **Places**, **Services and Treatments**, **Care by Condition**, and **Cost Estimates**.

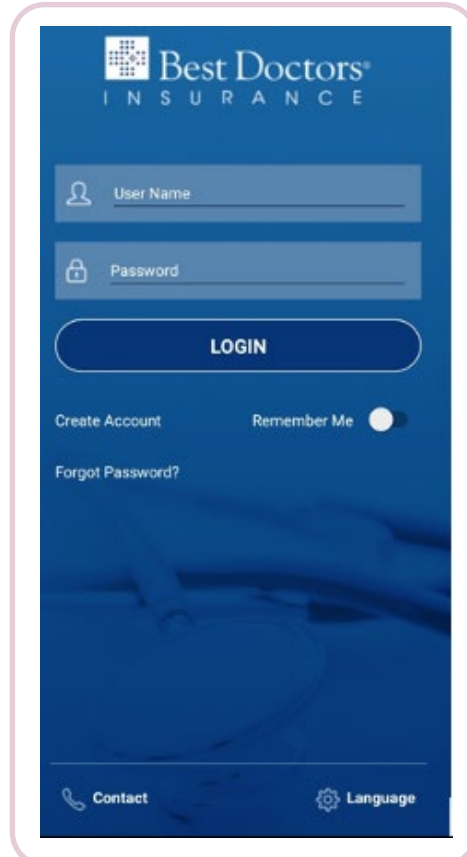
Find Health Care by Category



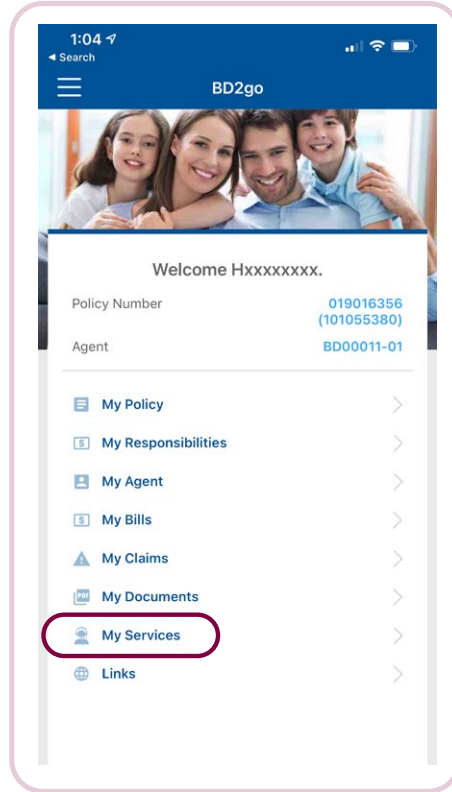
- People**
Doctors, medical groups, and other professionals by specialty
- Places**
Hospitals, clinics, labs, imaging centers, medical suppliers
- Services and Treatments**
Providers for office visits, tests, treatments, surgeries
- Care by Condition**
Find care for common concerns
- Cost Estimates**
Treatment for common conditions

BD2go App

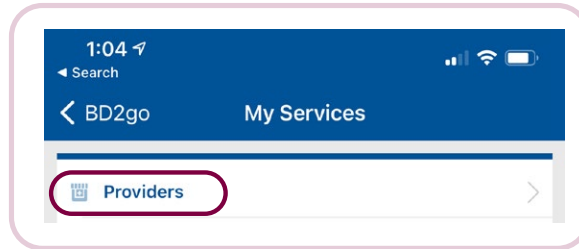
1 You can also search for providers on your phone, tablet, or other devices using the BD2go App.




2 To find a provider in Latin America or the Caribbean, select **My Services** on the main menu.



3 Then select **Providers**.

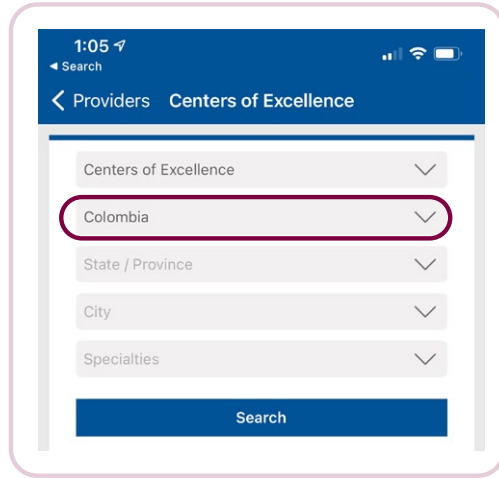


4 You can now search for **Centers of Excellence** or a provider within the **Best Doctors Network**.



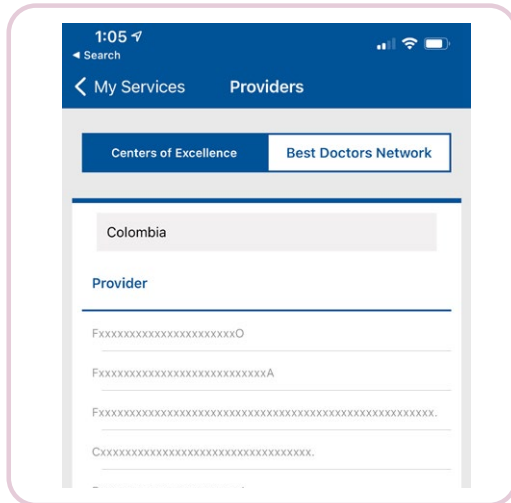
5

Use the filters to help you find specific results based on **Country**, **State/province**, **city**, or **specialty**.



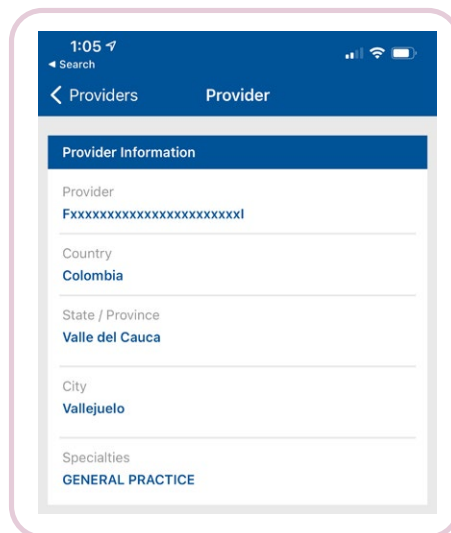
6

You will get a list of results that matches your search criteria.



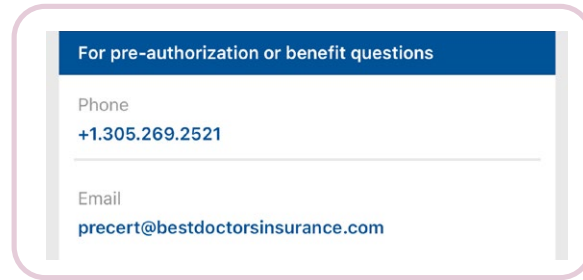
7

Once you have found the desired results, you can click on any of the results listed to get more information.



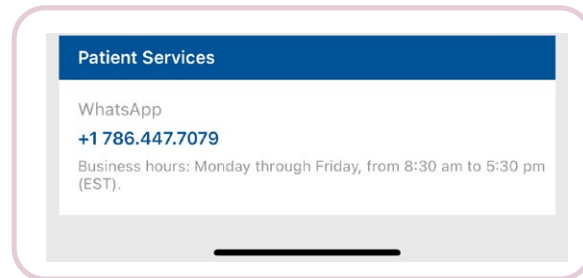
8

Here you will find contact information if you have questions regarding pre-authorization or benefits.



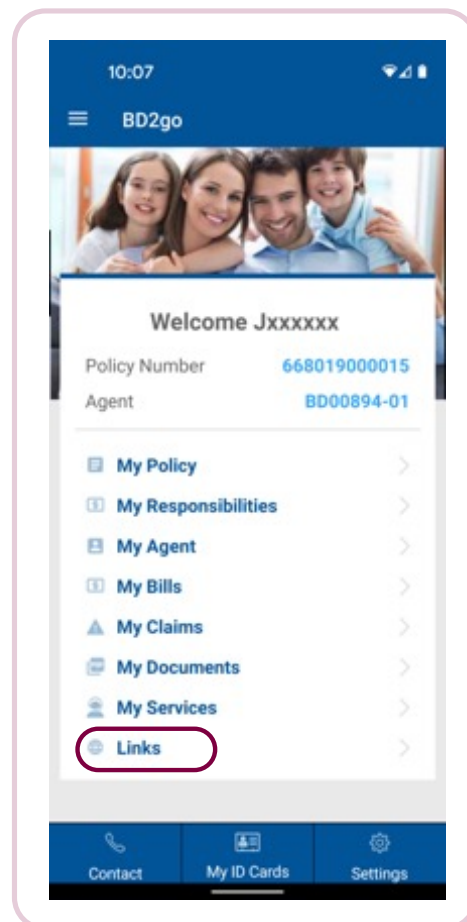
9

You can also reach our Patient Services team by WhatsApp, Monday through Friday, from 8:30 am to 5:30 pm Eastern Standard Time.



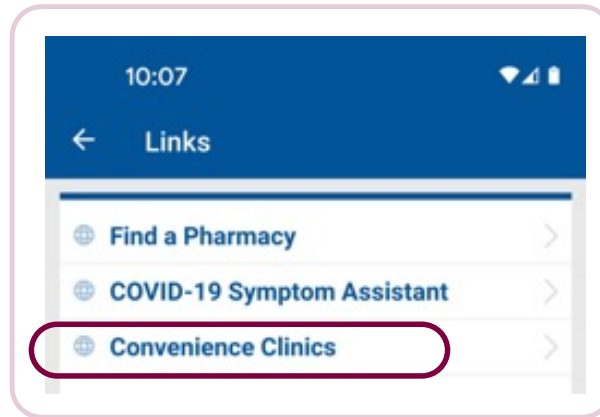
10

If you are looking for providers in the United States of America, select **Links** on the main menu



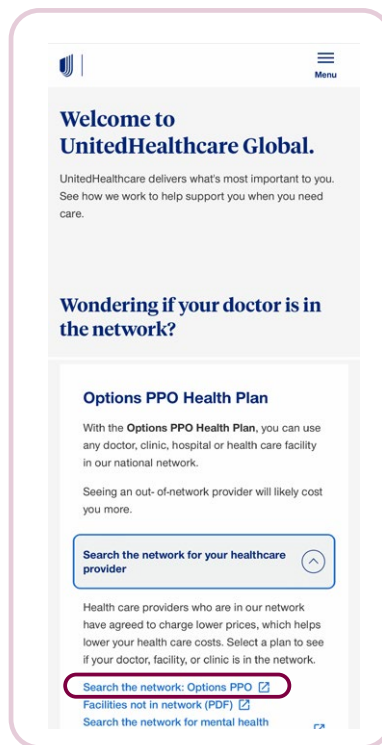
11

and then select **Convenience Clinics**.



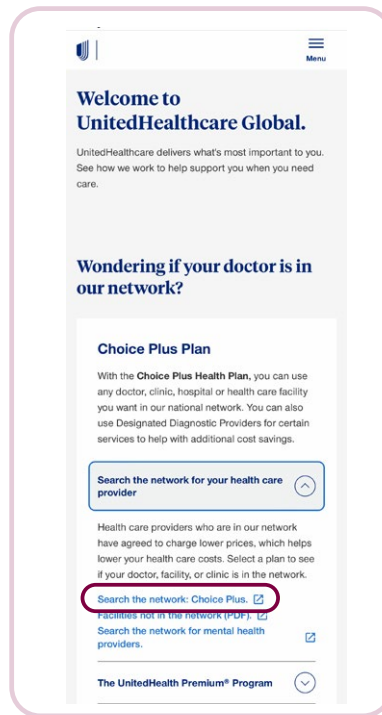
12

You will be redirected to the UnitedHealthcare site. Scroll down to find your network. If you have an open network plan, you will see **Options PPO Plan**. Press the arrow next to **Search the network for your health care provider** to expand the Options. Then select **Search the network: Options PPO**.



13

If you have a plan subject to a provider network, you will see **Choice Plus Plan**. Press the arrow next to **Search the network for your health care provider** to expand the options. Then select **Search the network: Choice Plus**.



14

You can **Change your Location** or proceed to select your search parameters: **Find Urgent Care, People, Places, Services and Treatments, Care by Condition**, and **Cost Estimates**.

