

CASH Webinar

School Schedules, Class Size with Social Distancing & Other Issues Addressing Public Health Security Fears

Jeff Becker, CASH Vice Chair, Office of the Fresno Co. Supt. Of Schools



May 14, 2020

HOUSEKEEPING

- All Attendees are muted.
- If you would like to ask a question, please use the Chat feature.
 - Make sure you are messaging **“All Panelists and Attendees”** by using the drop down.
- This Webinar is being recorded and will be made available to CASH Members for future reference.



**PLANNING RE-ENTRY OF SCHOOLS:
ORGANIZING AND LOGISTICS IN A SOCIAL
DISTANCING CULTURE
SCHEDULES, CLASS SIZE, CLASSROOM
CAPACITY WITH A FOCUS ON PUBLIC HEALTH
SECURITY**

Don Ulrich, CASH Immediate Past Chair, Clovis USD
Alan Reising, CASH Board Member, Long Beach USD
Julie Arthur, CASH Chair, Palm Springs USD

COVID-19

Instructional Practices
Challenge of Social Distancing Protocols





Evolution of Instructional Pedagogies

- Teacher as facilitator
- Student discovery and problem solving
- Active inquiry
- Project based
- Group work
- Flexible time and work-spaces



Maintaining Learning Culture

- Safety of our students and staff
- Commitment to students and student learning
- Communicating the vision of safety and quality instruction
- Sense of teamwork, empathy, and can-do spirit



Distance Learning Challenges to Those Pedagogies

- Personal interaction is key foundation to the changes in pedagogies that have been implemented
 - Spacing does not promote that vision
- Maintaining Learning Culture
- What “can” we do as opposed to what we “can’t” do
- Teacher/staff/student fear for their safety



Other questions/fears

- Will parents opt out?
- ADA is public school’s funding
- Will the state issue some type of compromise ADA requirements?
- California School’s are facing 10% to 20% funding cut for 20-21
- Will we have augmented funding from Feds for COVID mitigation?



Educators talking/collaborating with Facility Professionals!!

- It took a pandemic of epic proportions!
- Let's seize this opportunity



Questions?



PLANNING FOR THE UNKNOWNNS

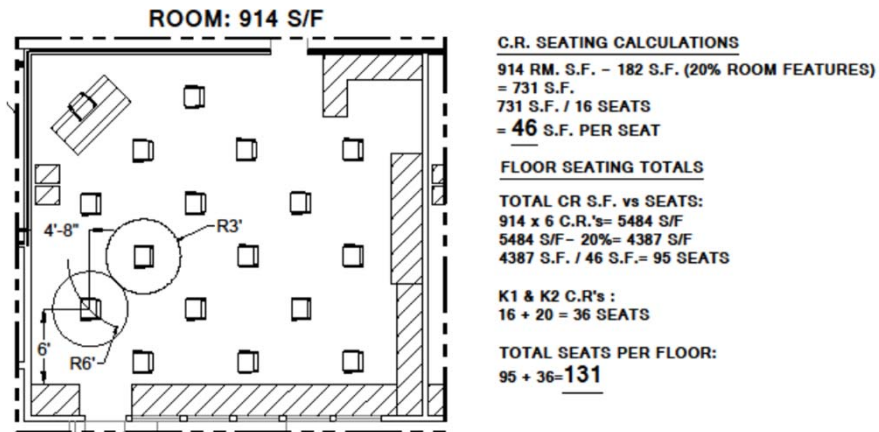
- \$18B in K-12 Reductions
 - What will these reductions look like?
- Potential Population Shifts
 - Families Leaving K-12 schools for Charter / Private Schools
 - Families coming to K-12 schools due to economic challenges
- Potential School Schedule Changes
 - Alternative classroom usage
 - Distance Learning



CLOSING OUT 2019/2020

- Operational Close-out efforts
 - Timeline for School Based Staff to return
 - Timeline for Teachers to clean-out classrooms
 - Students/Families to retrieve belongings
- Custodial Yearly Cleaning Efforts
- Construction Program Schedule
 - Relocation of students and teachers to

CLASSROOM CAPACITY ANALYSIS



PLANNING FOR THE FUTURE

- New Expectations for Custodial
 - Multiple Daily Cleanings/Disinfections
 - New Tools & Equipment
 - Training / Support of Classified Staff



***As School Leaders, we continue to find ways
to support Student and Teachers***

Opening Schools Safely

Restarting schools will require trust in our school administrators and leaders.

Schools do not only contain children – but also adults. Adults are at higher risk of being more adversely affected by COVID 19. Conveying to staff the plan to help protect against the risk of infection will help ease their fears as well as their families' fears.



Opening Schools Safely

New expectations for school environments and safeguard of facilities for areas outside of classrooms. Below are few areas to consider:

- Entry Gate
- Building entrances
- Offices
- Workspaces
- Kitchen
- Staff breakrooms
- Conference and training rooms
- Locker rooms
- Libraries
- Pools
- Hallways
- Restrooms
- Elevators
- Lunch Shelters
- Theaters
- Drinking fountains
- Playgrounds
- Sports fields



Opening Schools Safely



Opening Schools Safely



School Area Analysis

Area	Recommended Controls	Implement Safeguards	Type of Item	# of Units	Unit Cost	Total Cost
Entry Gates	Doors propped open until school starts	Frequent cleaning of door bars and handles				
Building Entrances	Doors propped open. Hand sanitizer at doorway. Post COVID 19 signage	Door propped open. Frequent cleaning of door bars and handles. Post COVID 19 guidelines for visitors and parents who enter school.	HSS	1		
Offices	Remove furniture or arrange to provide safe distancing of 6'. Provide protective clear plastic barrier at front desk area. Signs and floor markings for safe distancing and traffic routing	Remove toys, books and other objects. Touchless trash receptacles. Remove pens and other objects or provided disposal ones.	Sign	2		
Classrooms	Remove furniture to provide safe distancing of 6'. Install hand sanitizers. Provide protective clear plastic barrier at teacher's desk or use furniture to distance	Change HVAC filter and increase fresh air intake. Install hand washing stations outside doors. Bottled water.	Filters - Bottle Water-HWS	18 x 1 x 2	800-200-1000	1,700.00
Pre-K classrooms	Remove furniture to provide safe distancing of 6'. Install hand sanitizers. Provide protective clear plastic barrier at teacher's desk or use furniture to distance. Remove outdoor bikes and equipment	Change HVAC filter and increase fresh air intake. Install hand washing stations outside doors. Bottled water.	Filters - Bottle Water-HWS	18 x 1 x 2	500-200-1000	1,700.00
Kindergarten classrooms	Remove furniture to provide safe distancing of 6'. Install hand sanitizers. Provide protective clear plastic barrier at teacher's desk or use furniture to distance. Remove outdoor bikes and equipment	Change HVAC filter and increase fresh air intake. Install hand washing stations outside doors. Bottled water.	Filters - Bottle Water-HWS	20 x 1 x 2	4000 x 200 x 1000	5,200.00
Kitchen	Hand sanitizer at doorway. Post COVID 19 signage	Frequent cleaning of door bars and handles, all surfaces, lockers and restroom facilities. Provide disposal cups, plates and utensils. Touchless trash receptacles. Bottled water.	Force labor moving	1 x 1		
Staff lounge	Remove furniture to provide safe distancing of 6'. Install hand sanitizers. Remove water coolers, coffee pots, other small appliances	Doors propped open. Frequent cleaning of door bars and handles. Refrigerator and sink cleaning. Post COVID 19 guidelines	Force labor moving. Sign	1		
Mailroom	Post COVID 19 signage	Doors propped open. Frequent cleaning of door bars and handles. Gloves and masks for handling packages and mail. Touchless trash receptacles. Hands sanitizer in view.	Sign	1		
Copier and Printer Areas	Post COVID 19 signage. Markings on floor for safe distancing of 6'.	Doors propped open. Wipe equipment clean after every use. Touchless trash receptacles. Hands sanitizer in view.	Sanitizer	1		

Furniture Logistics with the "Return to School" Protocols

- Current social distancing requirements will mean less students in classrooms.
- Less students means less furniture and equipment required.
- Maximizing the number of students in the classroom is the number one priority.
- Where will the furniture and equipment from classrooms and administrative areas go?



Furniture Logistics with the “Return to School” Protocols

Options:

1. Cover and leave desks in the classrooms to act as buffers. Remove chairs from classrooms, staff lounges and lobbies.
2. Remove all unnecessary furniture and store outside classroom.
3. Hybrid of the option 1 and 2.
4. On-campus or off-campus storage.



Thoughts for “Return to School” Protocols

- Provide training to students and staff on the ‘student required protocols’ and what happens if the protocols are not followed.
- Schools to communicate with parents regarding written plan protocols and consequences.
- Hand washing and sanitizers are the new normal.
- Prop open doors when it makes sense.
- Hallways set up as one-way systems.
- Stagger breaks.
- Everyone wears masks.
- Increase ventilation or open windows and doors for air circulation.



Student And Public Health Security

Addressing Parent Fears

Jennifer Gibb, King Consulting

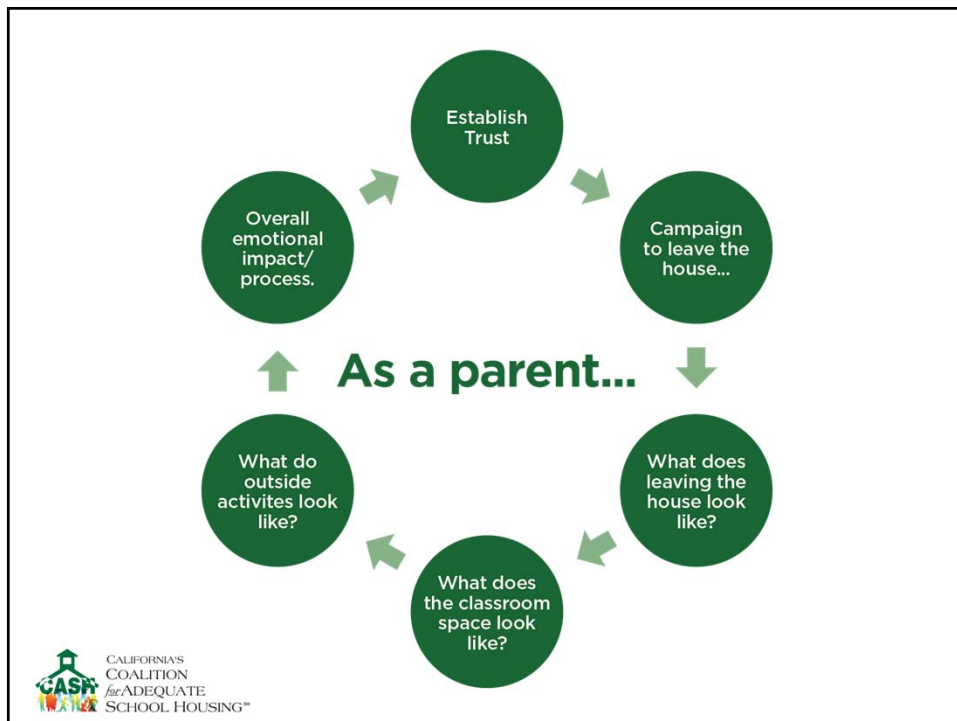
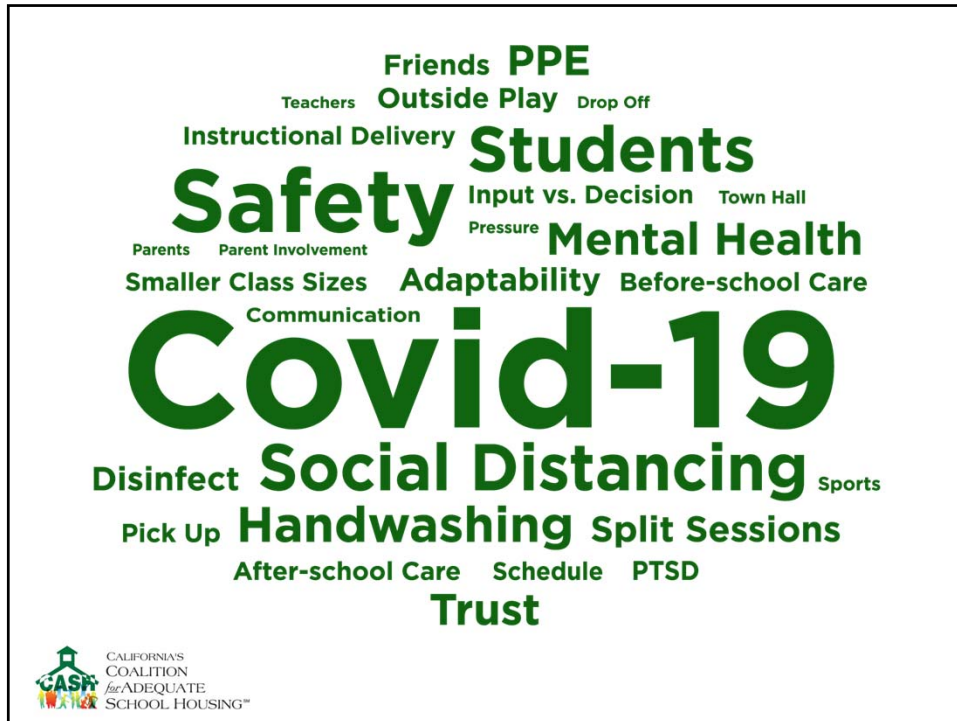
Desiree Haus, SitelogIQ

Julie Strauss, HMC Architects

As a parent...

What do
parents fear
most in sending
their children to
school again?

What can
districts do to
relieve the fears
of parents?



Questions & Answers

- Please use the Chat feature on your screen to ask questions.
 - Make sure you are messaging “All Panelists and Attendees” by using the drop down.

UPCOMING WEB EVENTS

Thank you for attending today's webinar.

Please mark your calendars for these future dates and topics:

Thursday, May 21, 2020
10:00 a.m. – 12:15 p.m.

**Maintenance and Operations:
Sanitizing, Disinfecting,
Healthy Air and Constant
Monitoring**

Stay safe out there!
-CASH

MAY WEB-SHOPS

State Agency Support and Local Challenges During the Pandemic

Part One

Tuesday, May 19, 2020
10:00 a.m. – 12:15 p.m.

Part Two

Friday, May 22, 2020
10:00 a.m. – 12:15 p.m.



Visit cashnet.org for more information.
Stay safe out there!

-CASH



Disclaimer About Event Materials: The presentation materials utilized for this event were prepared by individual presenters. As with all CASH events, the presentation and materials are not intended to constitute legal advice. School district and county office of education personnel should consult with legal counsel for advice on specific issues and applications of any laws.