



1. Go to [cpr.heartandstroke.ca](http://cpr.heartandstroke.ca).
2. On the main Heart and Stroke Foundation webpage, click on the **Login** button.



3. Type in the same e-mail that you provided on the course roster at your last course and click on **Continue**. If you're not sure of your password, click on **Forgot Password** and a temporary one will be sent to your email. Enter that new password, then reset the password to one you will remember.



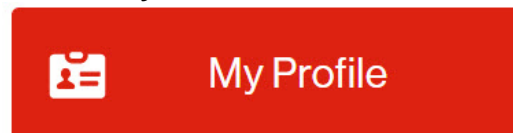
### Log in to the Resuscitation Training Portal

\* HSF ID or Email


**Continue**

[Create an Account](#)

4. Once you are logged in, click on **My Profile**.





5. Click on **Certifications**.





6. Your active certifications will be listed. Click on the **Download Digital Certification** button for each certification.

### Active

<b>ACLS Provider</b>  Issued: 2018-11-27 Expiry: 2020-11-27   Download Digital Certification	<b>BLS Provider</b>  Issued: 2018-11-15 Expiry: 2019-11-15   Download Digital Certification
--	---

7. Email the digital certification(s), and your completed registration form, to [certifications@hsnsudbury.ca](mailto:certifications@hsnsudbury.ca).

**If you have any questions or experience any issues  
please contact Heart & Stroke at 1-888-473-4636 or [resuscitation@hsf.on.ca](mailto:resuscitation@hsf.on.ca)**