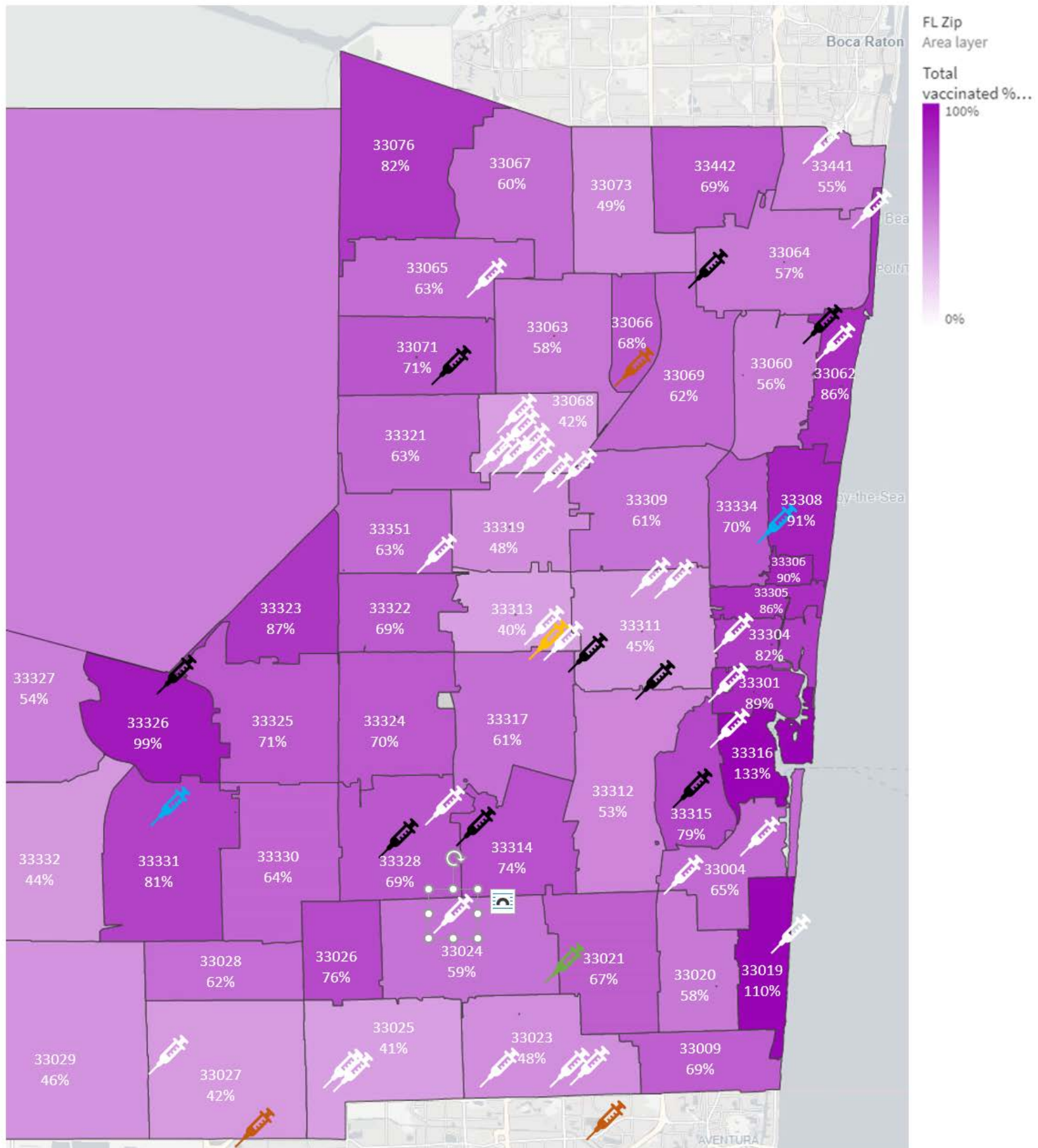










Broward County Percent of Residents Vaccinated by Zip Code

Map shows the percentage of Broward County residents 12 and over who received at least one dose of COVID-19 vaccine by zip code as of Monday, June 7, 2021. Current and future vaccination sites are overlaid and represented by a syringe icon. Overall, 61% of Broward residents 12+ have received at least one dose. **Note:** This map does not include school-based vaccinations.



Map Legend:

-  DOH-Broward in partnership with Broward County, BSO and municipalities
-  DOH- Broward Pop-up Vaccination Sites scheduled for June 7 to 30, July, & August (Scheduling continues)
-  Florida Division of Emergency Management
-  Hospital
-  Municipal (In addition, 13 other municipalities partnered with DOH-Broward on pop-ups to serve vulnerable populations.)
-  Future DOH-Broward w/ Broward County, BSO and municipalities