

VALLEY  
MOUNTAIN  
REGIONAL  
CENTER



# A Community Conversation: Spending Data & Equity Efforts



**Fiscal Year 2023-24**

**March 18, 2025**


# Interpretation

**Click on the white globe at the bottom of the screen to select your language for interpretation and select MUTE original audio.**

**Haga clic en el globo blanco en la parte inferior de la pantalla para seleccionar su idioma de interpretación y seleccione "Mute original audio."**



**This meeting is being recorded.**



**ASL interpreters are spot lighted with closed captioning.**



**Materials will be posted on the VMRC website.**

# Agenda

- ❖ Land Acknowledgement
- ❖ Agreements
- ❖ Purpose
- ❖ Spending Data
- ❖ Equity Efforts
- ❖ Community Input



# Land Acknowledgement

**We acknowledge that the land on which we gather today is the unceded land of the Yachicumne Yokuts and neighboring Miwok tribes, who are the Traditional Custodians of what is now San Joaquin County. Today, the meeting place of Valley Mountain Regional Center and its surrounding areas still home to the Yokuts and Miwok people.**



# Agreements

5

**Honor the privacy and confidentiality of others. This is a public meeting, please be thoughtful about sharing sensitive or personal information.**

**Share your truth and use "I" statements, reflecting your own experience. Allow others to share their own stories.**

**Be respectful to others. We want to listen and hear from everyone.**

**Expect and accept non-closure. There is no quick fix or solution, and we must commit to an ongoing dialogue.**

# Why Are We Meeting Today?



**To present spending data**



**To share data about people served**



**To discuss VMRC efforts to increase equity**



**To learn ways VMRC can reduce barriers to services**



# Who Are We?

**Total Number of Employees: 590**

## **Ethnicities**

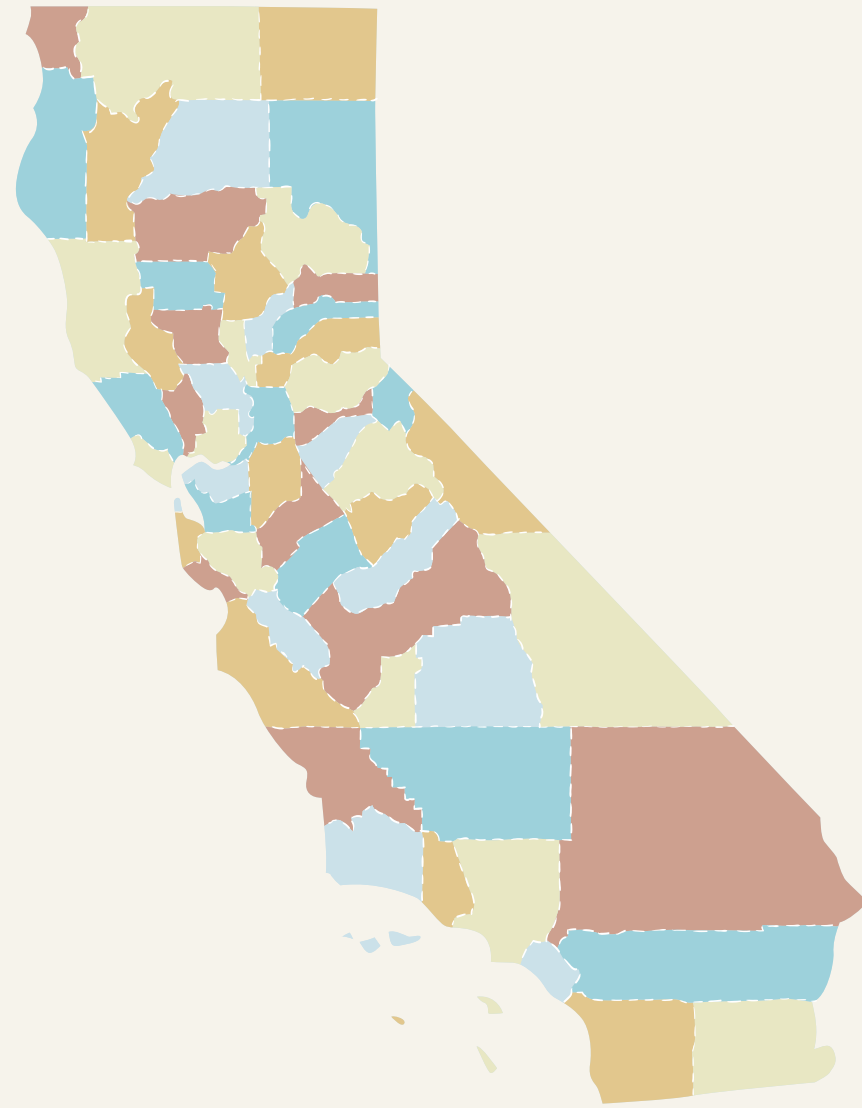
- African American – 6%
- Asian - 13%
- Hispanic - 46%
- White - 30%
- 2 or more races - 3%
- Other - 2%

## **Languages spoken by survey**

- 72% speak Spanish
- 48% speak a language other than English
- 17 different languages spoken by staff



# Where Are People Served?



**Total Served: 21,836**

- Amador (2%)
- Calaveras (1.9%)
- San Joaquin (57%)
- Stanislaus (35.8%)
- Tuolumne (2.3%)

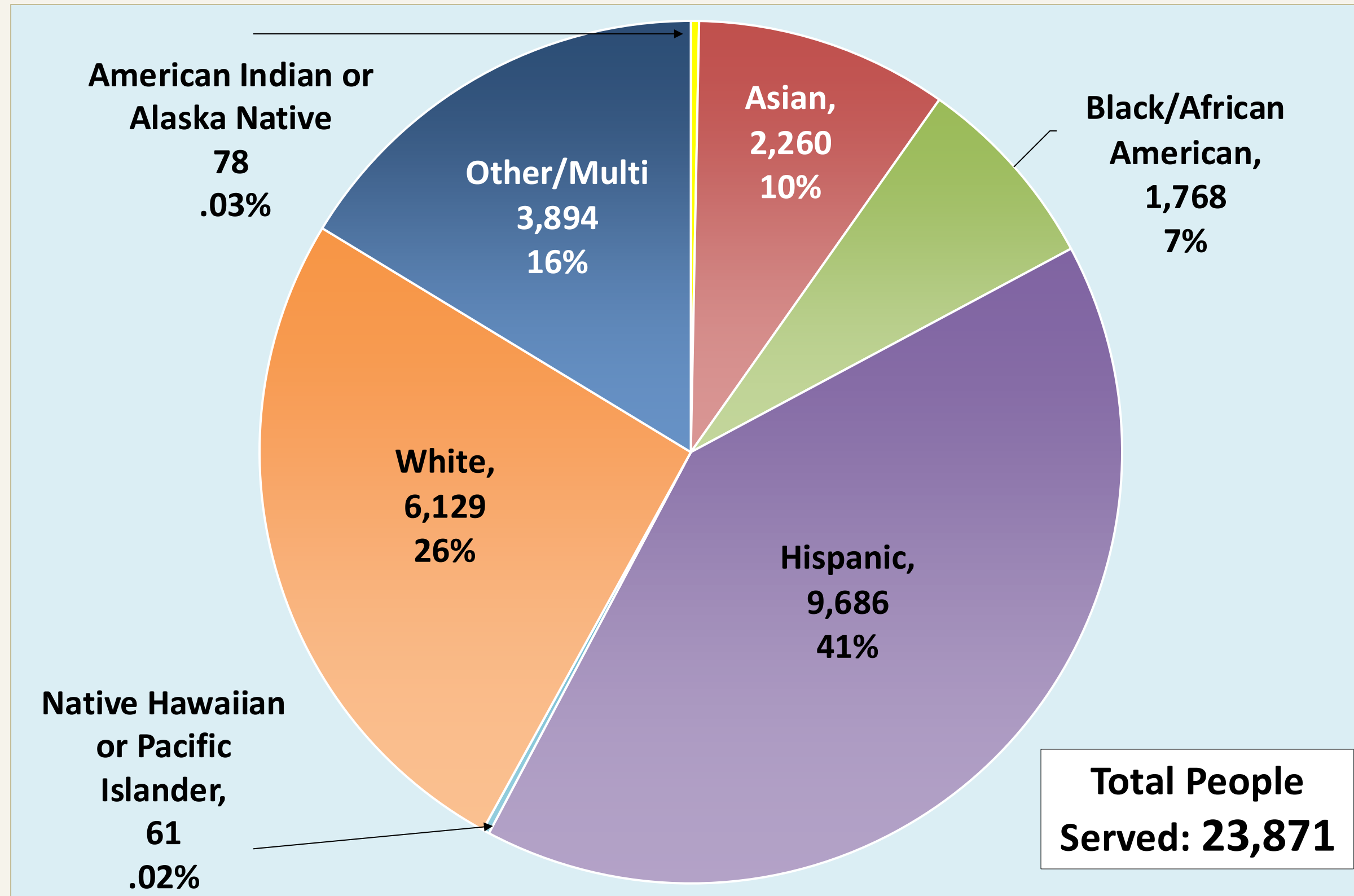
## **VMRC Offices:**

- ❖ Modesto
- ❖ San Andreas
- ❖ Stockton
- ❖ Tracy



# Ethnicities of People Served

9



# Languages People Speak

10

American Sign  
Language – 45

Arabic – 99

Cambodian – 103

Cantonese  
Chinese – 44

Farsi (Persian) - 81

Hindi – 50

Hmong – 37

Laotian – 35

Mandarin  
Chinese - 21

Portuguese - 19

Spanish – 6,925

Tagalog - 98

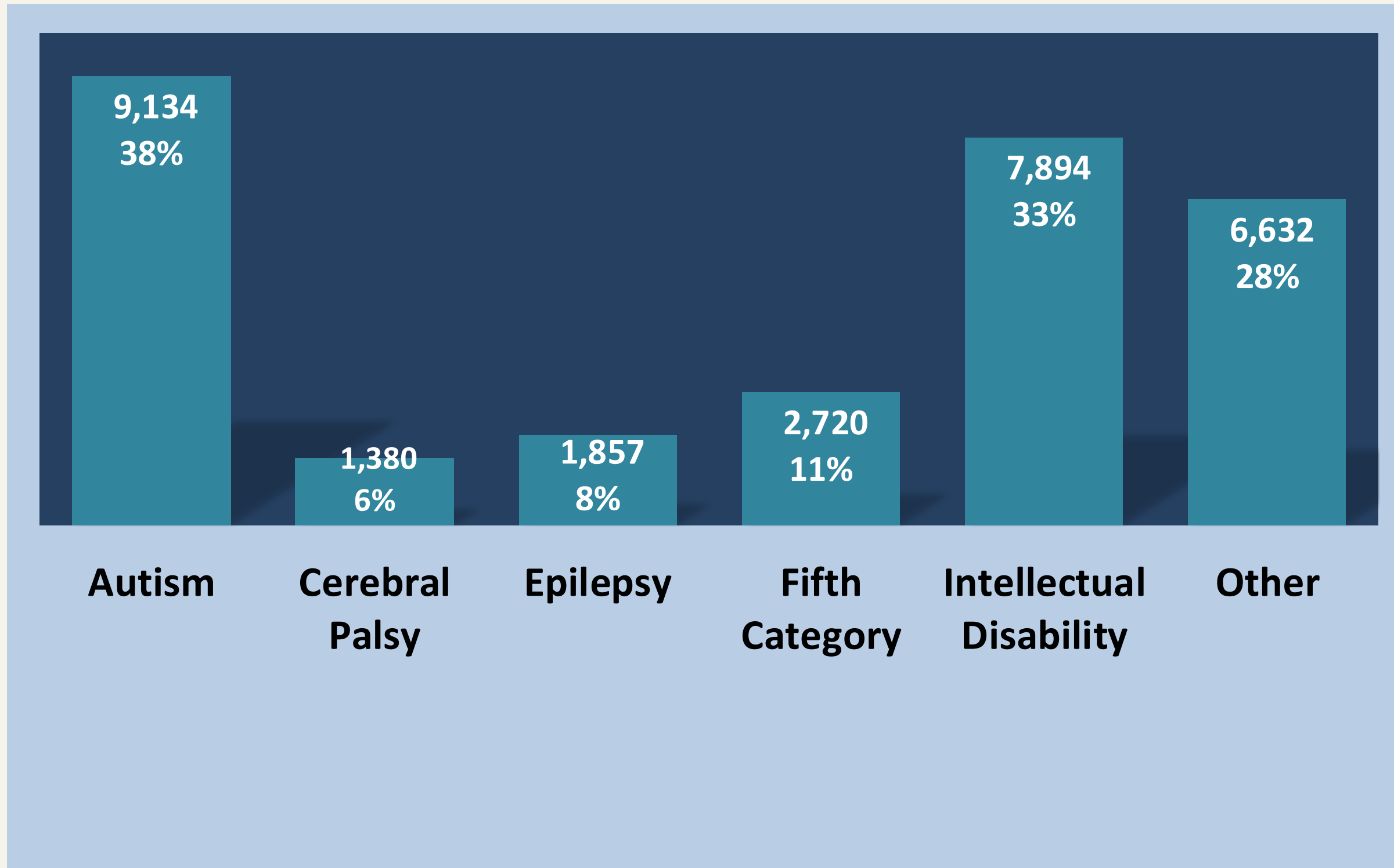
Urdu (Pakistan  
India) – 91

Vietnamese – 114

Other Asian – 48

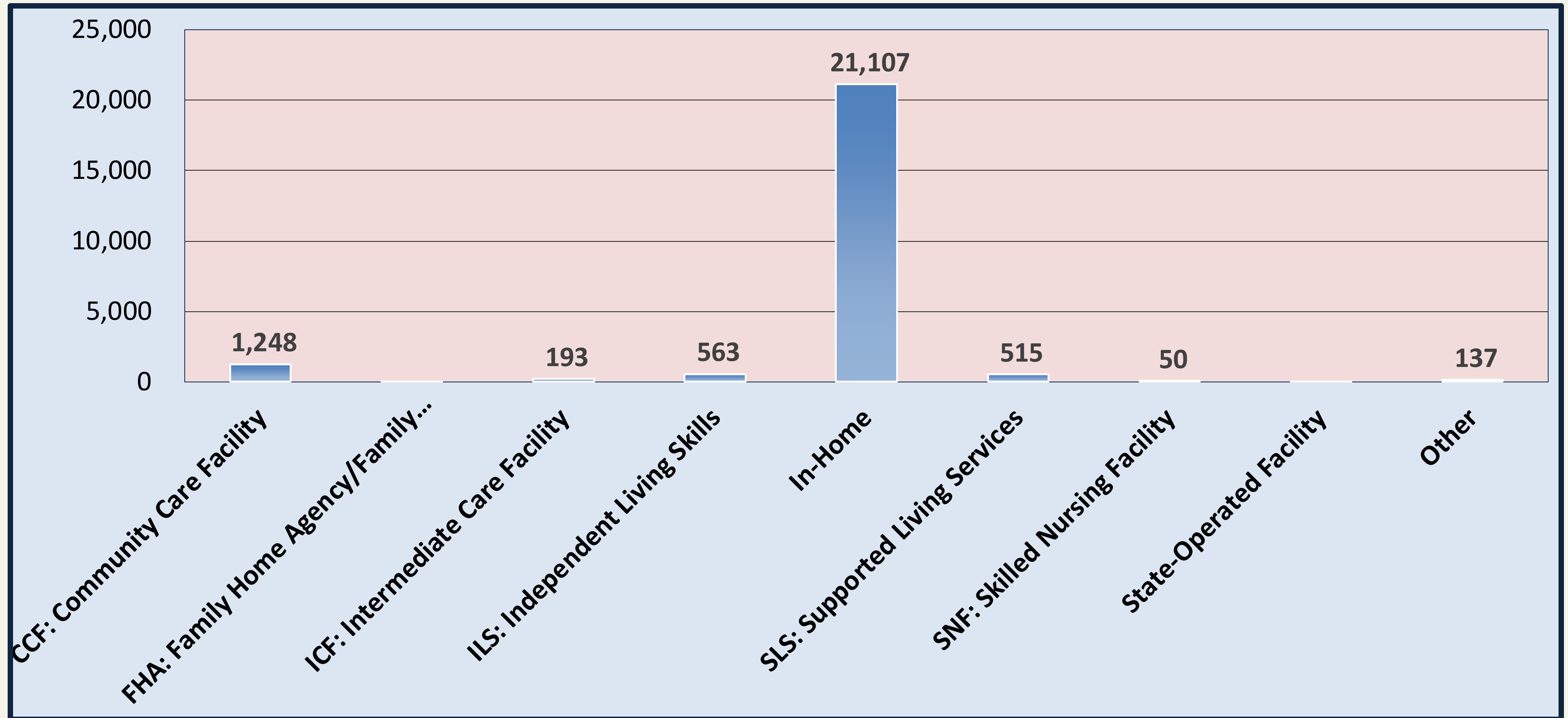
# People Served – by Disability

11



# Where Do People Live?

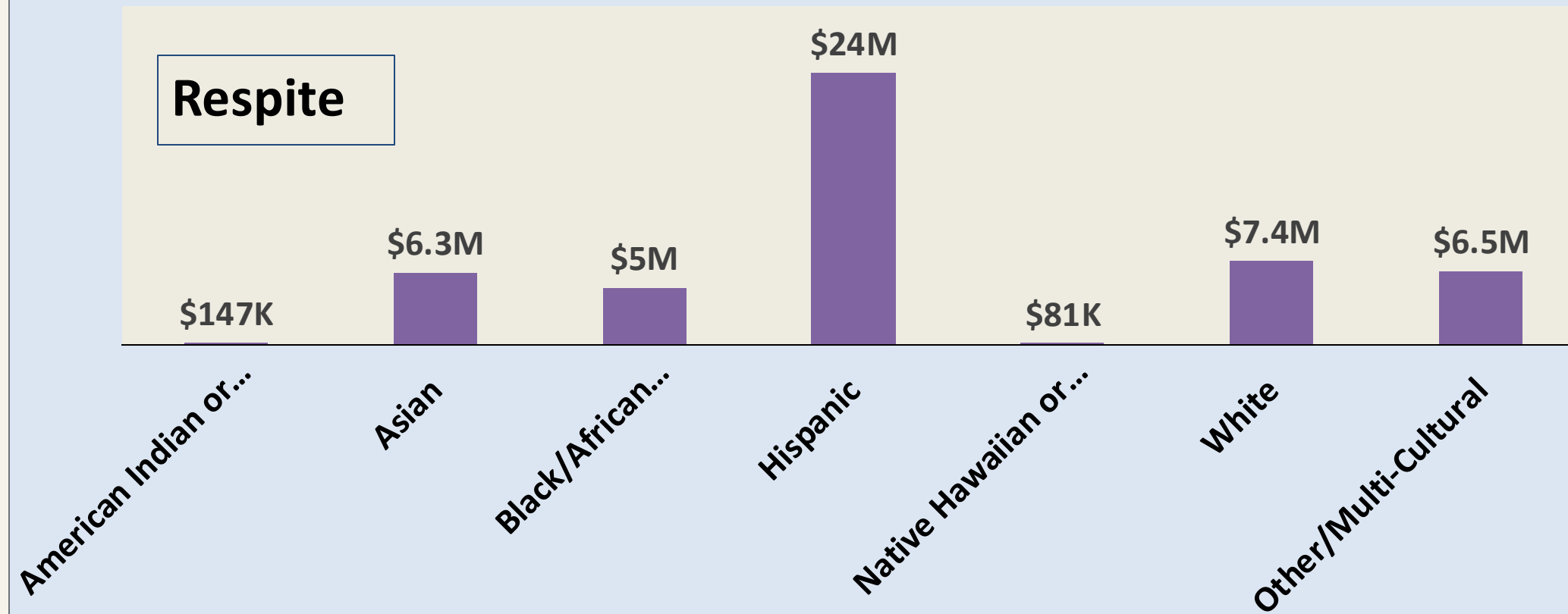
12



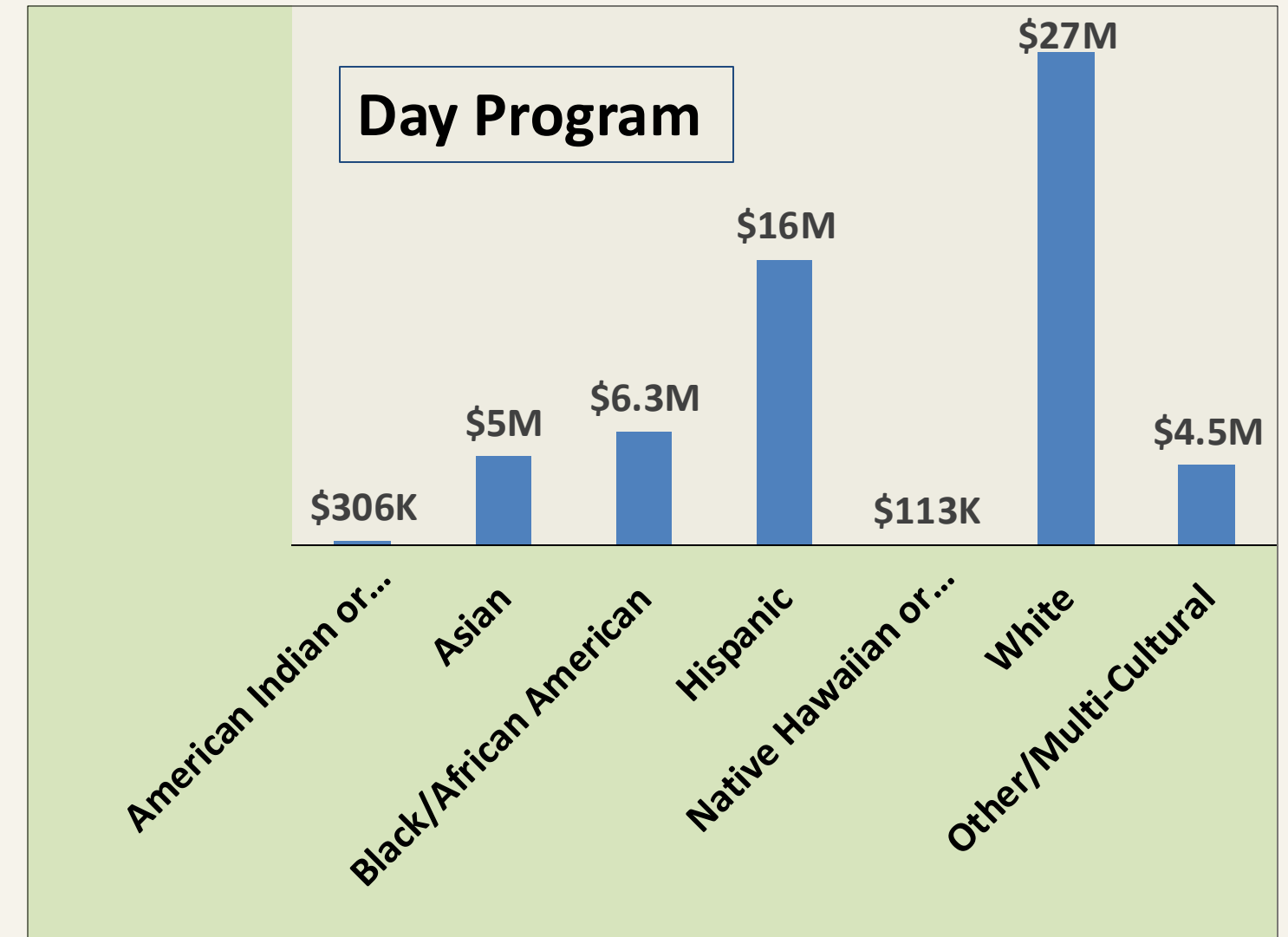
# Spending - by Service Type

13

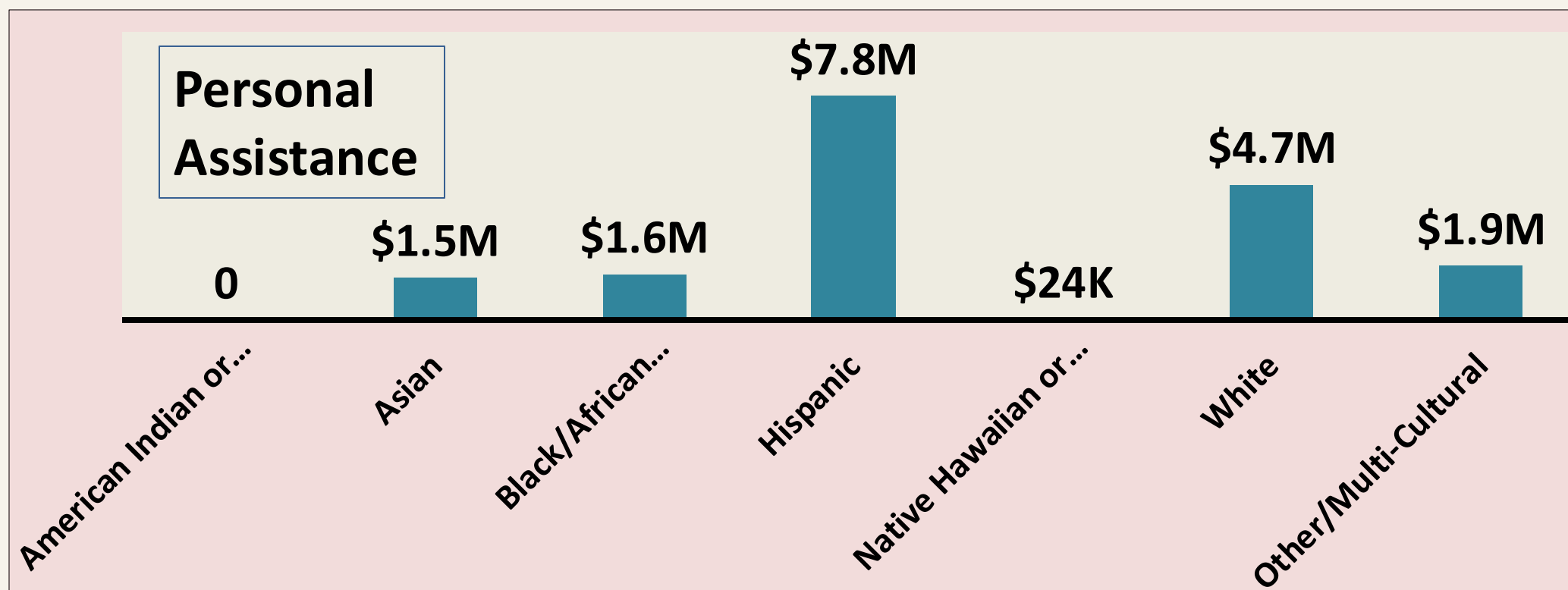
## Respite



## Day Program



## Personal Assistance



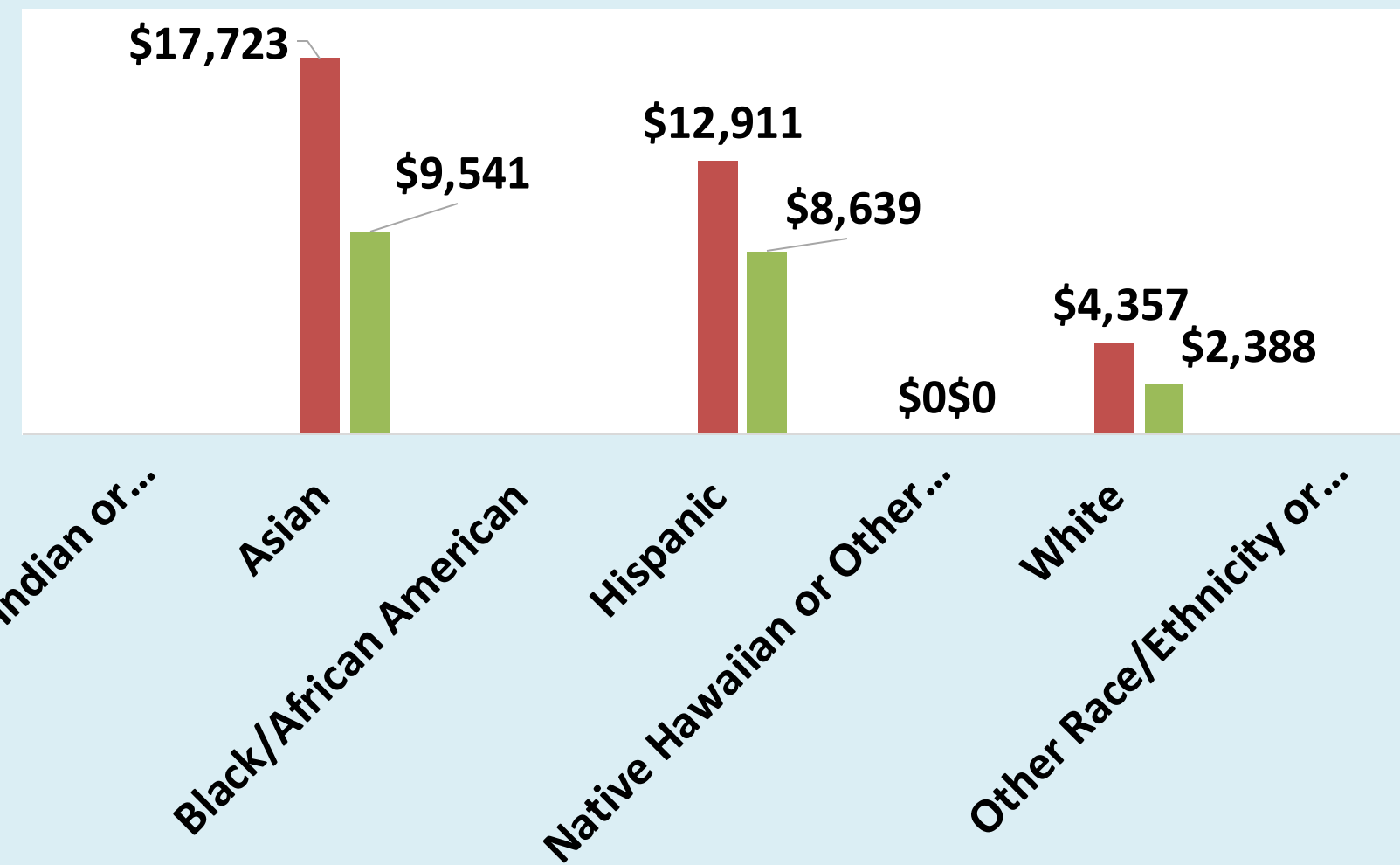


# Social Recreation & Camping Spending

14

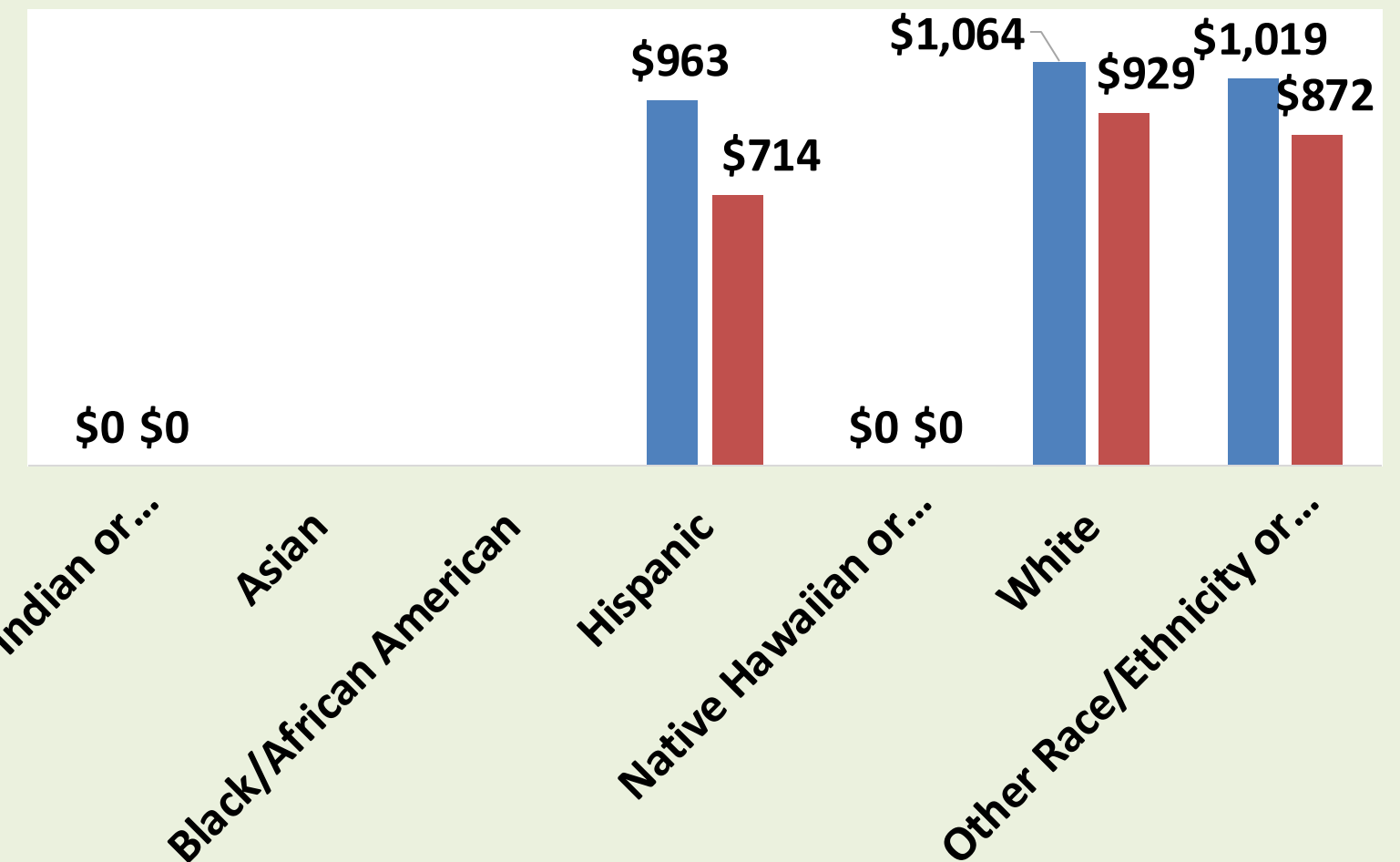
## Social Recreation

■ Per Person Authorized Services ■ Per Person Spending

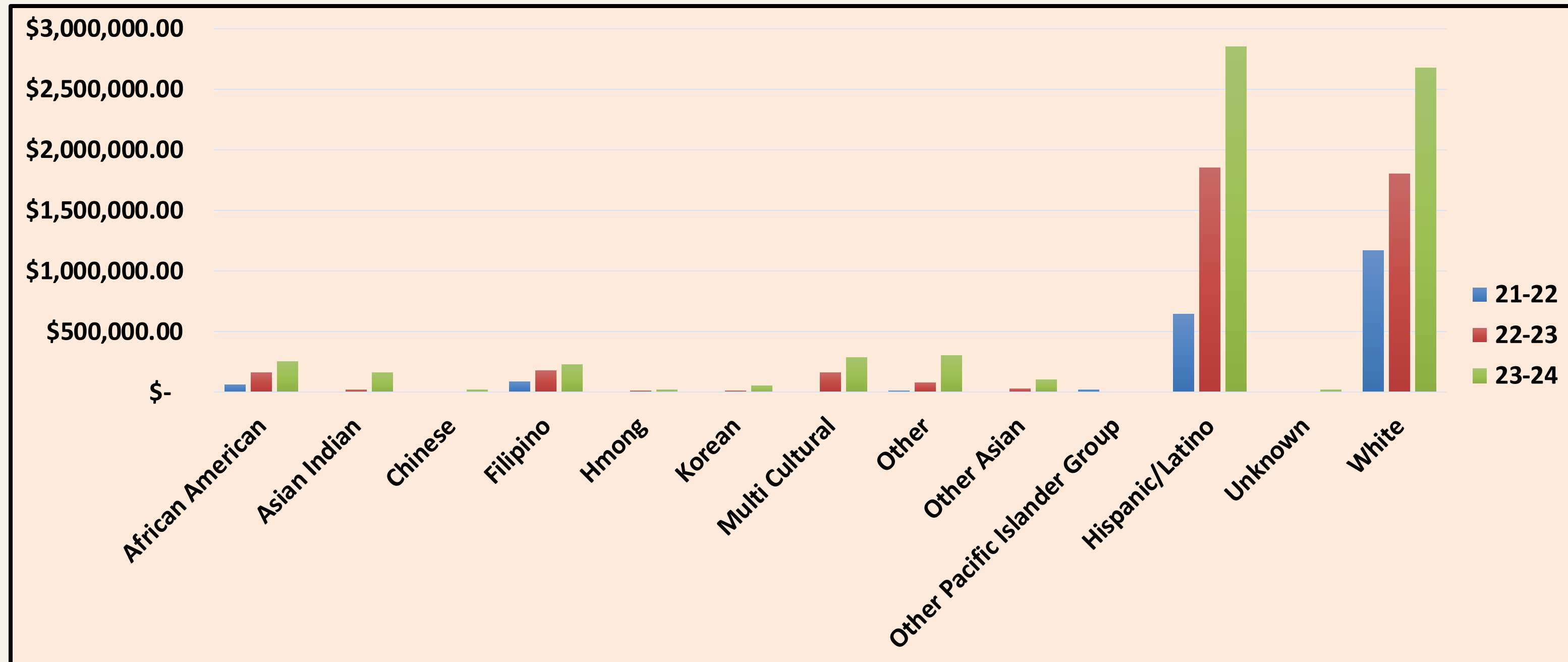


## Camping

■ Per Person Authorized ■ Per Person Spending



# Self Determination Program Spending



# Living in Residential Settings

Ethnicity	Number of People	Average Cost Per Person	Total Cost
African American	148	\$99,224	\$14.7 M
Alaskan Native & Native American	8	\$109,729	\$878 K
Asian	86	\$95,216	\$8.2 M
Hispanic	215	\$98,462	\$21.2 M
Native Hawaiian & Pacific Islander	4	\$74,829	\$300 K
White	757	\$83,587	\$63.3 M
Other / Multicultural	88	\$105,774	\$9.3 M
Total	1,306		\$117.8 M

# Living Independently

17


Ethnicity	Number of People	Average Cost Per Person	Total Cost
African American	119	\$39,130	\$4.7 M
Alaskan Native & Native American	3	\$5,899	\$18 K
Asian	28	\$34,238	\$959 K
Hispanic	157	\$26,467	\$4.2 M
Native Hawaiian & Pacific Islander	1	\$11,537	\$12 K
White	483	\$32,010	\$15.5 M
Other / Multicultural	44	\$52,222	\$2.3 M
Total	835		\$27.6 M

# Living in Family Home

Ethnicity	Number of People	Average Cost Per Person	Total Cost
African American	524	\$11,902	\$6.3 M
Alaskan Native & Native American	20	\$7,366	\$148 K
Asian	731	\$10,633	\$7.8 M
Hispanic	2,815	\$11,074	\$31.2 M
Native Hawaiian & Pacific Islander	19	\$5,540	\$106 K
White	1,130	\$9,386	\$10.6 M
Other / Multicultural	856	\$9,477	\$8.1 M
Total	6,095		\$64.1 M



# Equity Efforts



# Enhanced Service Coordination

- **5 Spanish speaking Enhanced Case Managers (ECMs) provide 1:1 support, education and navigation for community resources.**
- **Purpose: increase access and service use by individuals and families.**
- **Data indicate service use and spending increased for all families served by ECMs.**

# Language Access and Cultural Competency Program (LACC)

- Community Engagement
- Translation & Interpretation
- Multilingual Access Specialist
- Multicultural Benefits Counselor
- Bilingual Pay Differentials
- Deaf & Hard of Hearing Resources





# Family Wellness Program

- Counseling for parents & caregivers of children 0-21 years
- Parent/Peer Group counseling for families
- Various activities to promote mental well-being, positive parenting & support



# Implicit Bias Training

- **Training to raise awareness of unconscious biases and increase access to services**
- **Training staff and contractors involved in intake, assessment, and eligibility determinations**







# Tribal Engagement

- Partnership with Acorns to Oak Trees for outreach & assessments at Tuolumne Band of Me-Wuk Indian Reservation
- Presented at the 2024 Native American Developmental Disability Indian Symposium
- In 2025, planning engagement with Chicken Ranch Rancheria & Lone Band of Miwok Indians





# Community Navigator Program

- Navigators have lived experience and share a community, a language, and a culture with the people they serve
- Community navigators work 1:1 with individuals and families providing support in accessing and utilizing regional center and generic resources



## Family Resource Network

Serving Families Raising Children With Special Needs in These California Counties:

**Amador, Calaveras, San Joaquin, Stanislaus and Tuolumne**




# Community Connections

26

## Integrated Community Collaborative (ICC)



## Families United for Equity (FUE)





# VMRC Community Partners



# Share Your Input & Thank You!

Send additional ideas to: [contactus@vmrc.net](mailto:contactus@vmrc.net)

VALLEY  
MOUNTAIN  
REGIONAL  
CENTER

