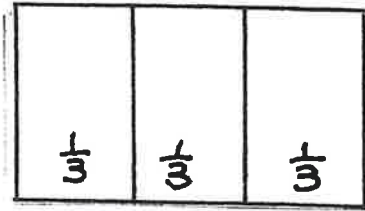




CROSS-STITCH CANVAS CARD 十字布咕

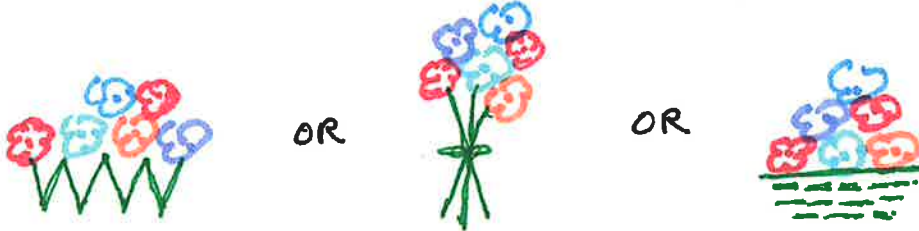
1. Fold card paper in thirds.



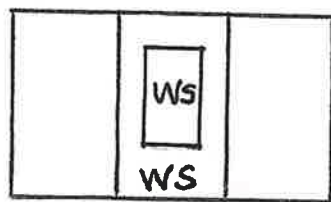
2. Using template, cut hole in middle section.



3. Work on canvas using flower buttons and thread.

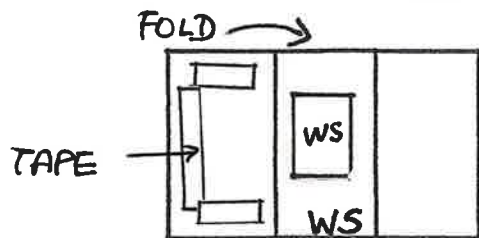


4. Tape canvas over hole in middle section.



WS = WRONG SIDE
背面

5. Put glue or tape on left section of card (wrong side) FOLD OVER.



6. Decorate card front with stickers etc.

7. Glue a piece of paper inside card for insert.