

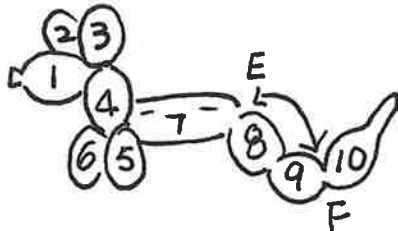
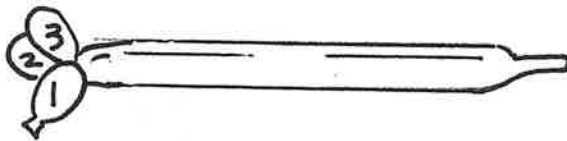
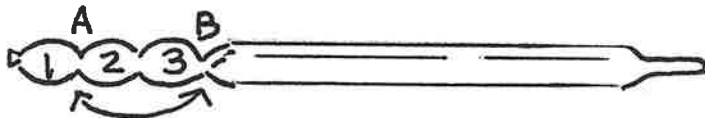



Balloon sculpting


Materials : long balloons, balloon pump




1. Stretch balloon by pulling it several times. 先把氣球拉鬆
2. Blow up balloon with hand or electric pump. DO NOT try to blow it by mouth. 不要用口吹起氣球
3. Leave a 4-5 inch tail. Tie balloon.
4. Twist balloon 4-5 times at points shown in picture. The twisting will lock the bubbles. Always twist in one direction.
5. When finished twisting, you can tie the tail and cut off 同一方向扭 excess or leave it as is.
6. Use marker to draw on eyes.




DOG



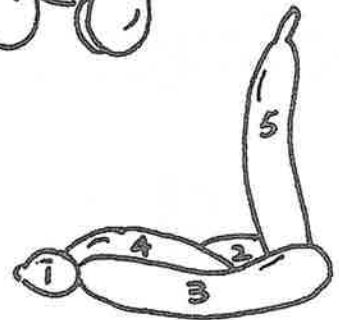
GIRAFFE



MOUSE



SWAN



HAT

