

FELT FINGER PUPPETS 毛氈手指玩偶

1. Cut body, arms and ears from felt.



2. Decorate body front.


For PIG, stitch on snout, eyes and necklace.

For MOUSE, stitch on eyes, glue on nose.

Make whiskers with thicker thread. Sew on.

Starch whiskers with white glue. (optional)

Stitch on belt.



鬍鬚可用白膠漿使它硬起來

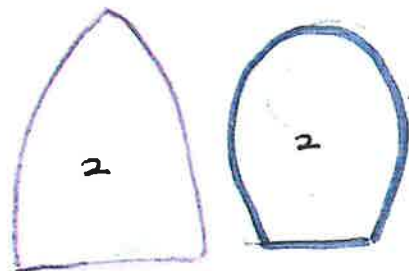



Place ears and arms between top and bottom

Pieces. For pig, add bead(s) for earring(s).

Stitch the 2 pieces together.

鬍鬚加了白膠漿 → 沒有加白膠漿



** Trim ears and arms if needed. Make the ears of the mouse longer and the puppet will be

A bunny. 把老鼠耳朵加長可以變成兔子

