

# WV Project ECHO HepC

## By the Numbers

Participating Clinics



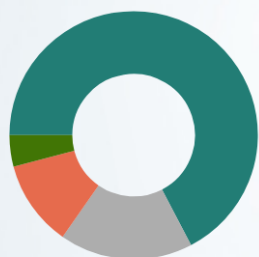
Total Presentations

98

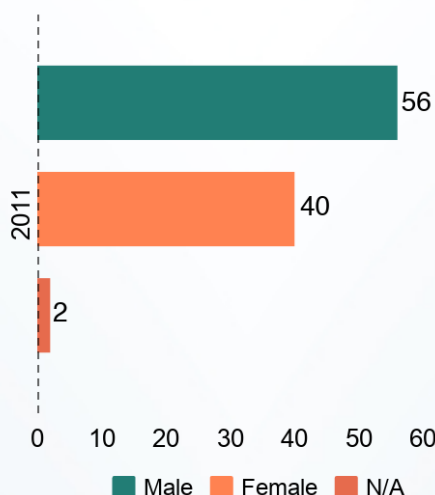
Individual Attendees



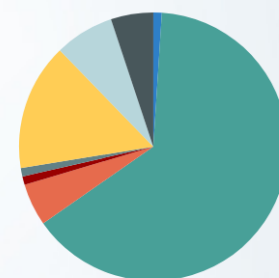
Insurance



Patient Gender




HepC Genotype



■ Medicaid (67.35%) ■ Medicare (17.35%)  
 ■ Commercial Health Insurance (11.22%)  
 ■ None (4.08%)

■ 1 (1.02%) ■ 1A (64.29%) ■ 1B (5.10%)  
 ■ 1A+B (1.02%) ■ 2 (1.02%) ■ 2B (15.31%)  
 ■ 3 (7.14%) ■ NA (5.10%)



For additional information, contact Jay Mason at: [jdmason@hsc.wvu.edu](mailto:jdmason@hsc.wvu.edu) or (304) 293-9786

Series supported by the West Virginia Clinical and Translational Science Institute