

Territory & Freely Associated States (T/FAS) Financial Performance Dashboard Update

Association of State and Territorial Health Officials

**Presented by: Robert Greathouse, PIHOA Regional Public Health
Advisor**

PIHOA Board Meeting – Spring 2019



Dashboard Indicators - Refresher

- Included indicators aim to address processes/activities that impact spend down of grant funds

Four areas of focus:



Human Resources (recruitment and staffing)



Grants Management (monitoring grant spending)



Contracting (purchasing services) ***{not included in this update}***

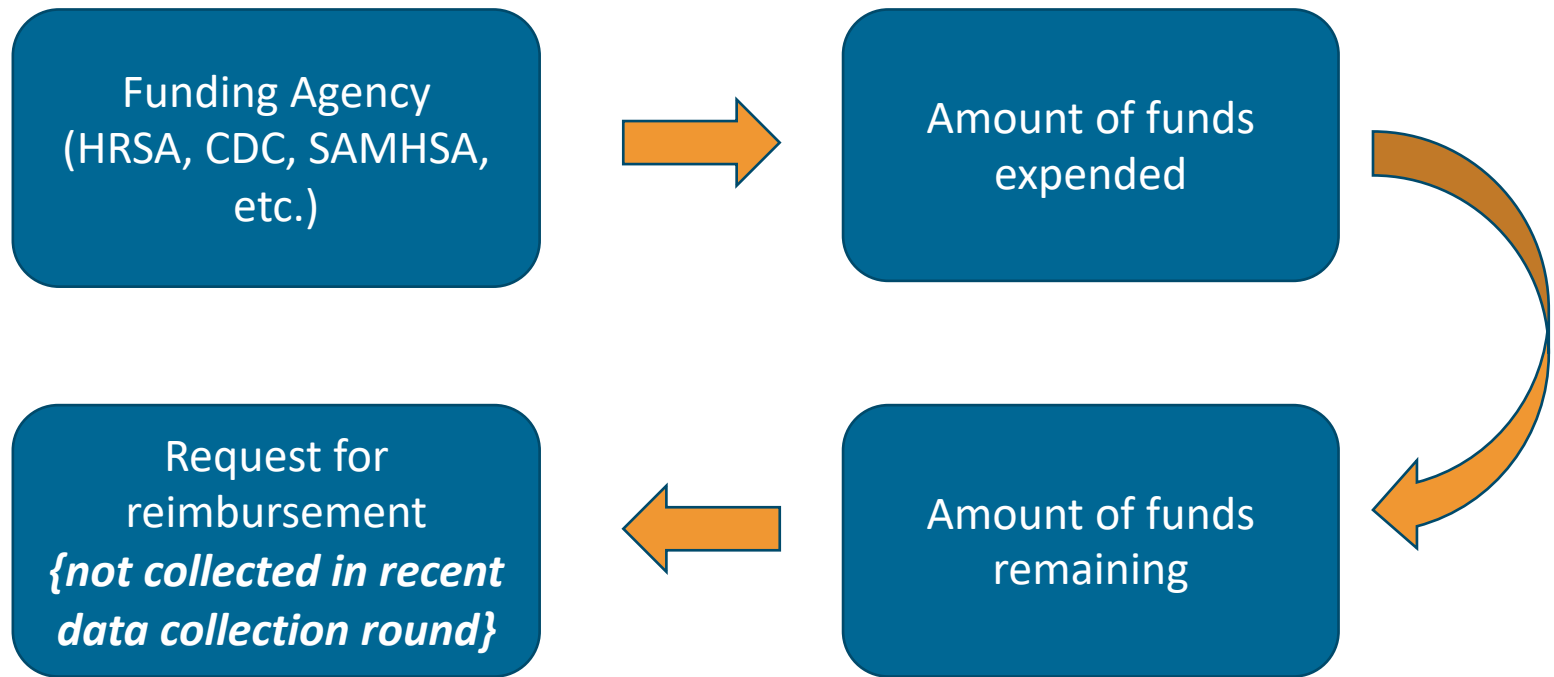


Procurement (purchasing goods)

- Indicators developed with “processes” in mind to account for actions **within/outside** the agency’s authority

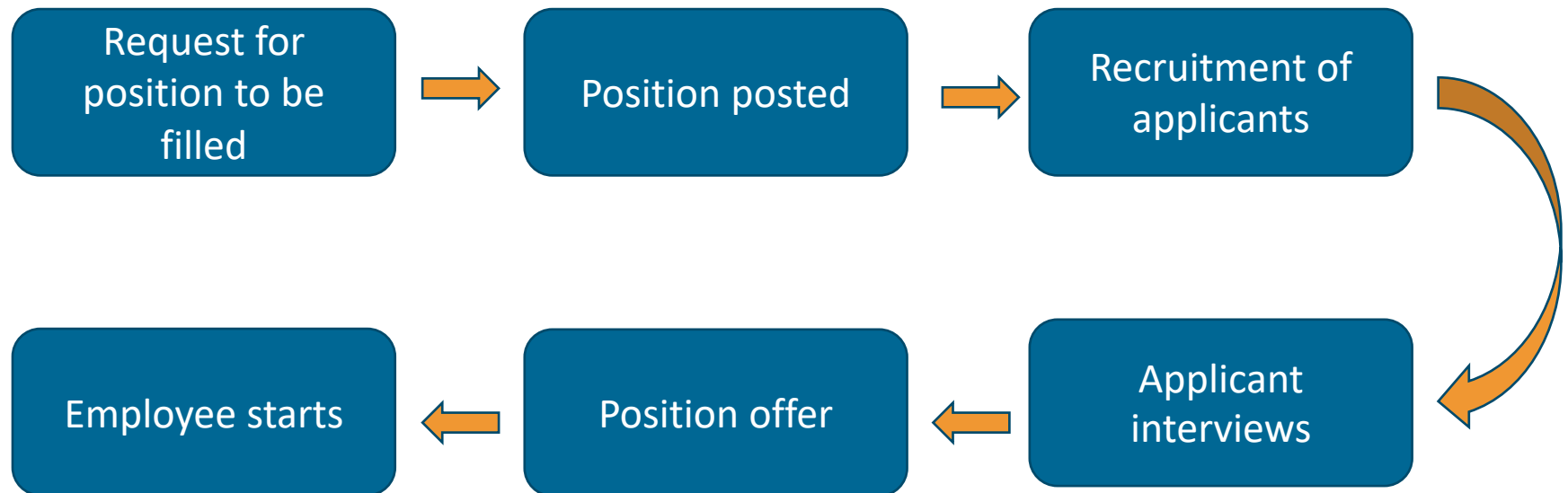
Grants Management

Proportion of grant funding spent down (Quarterly)



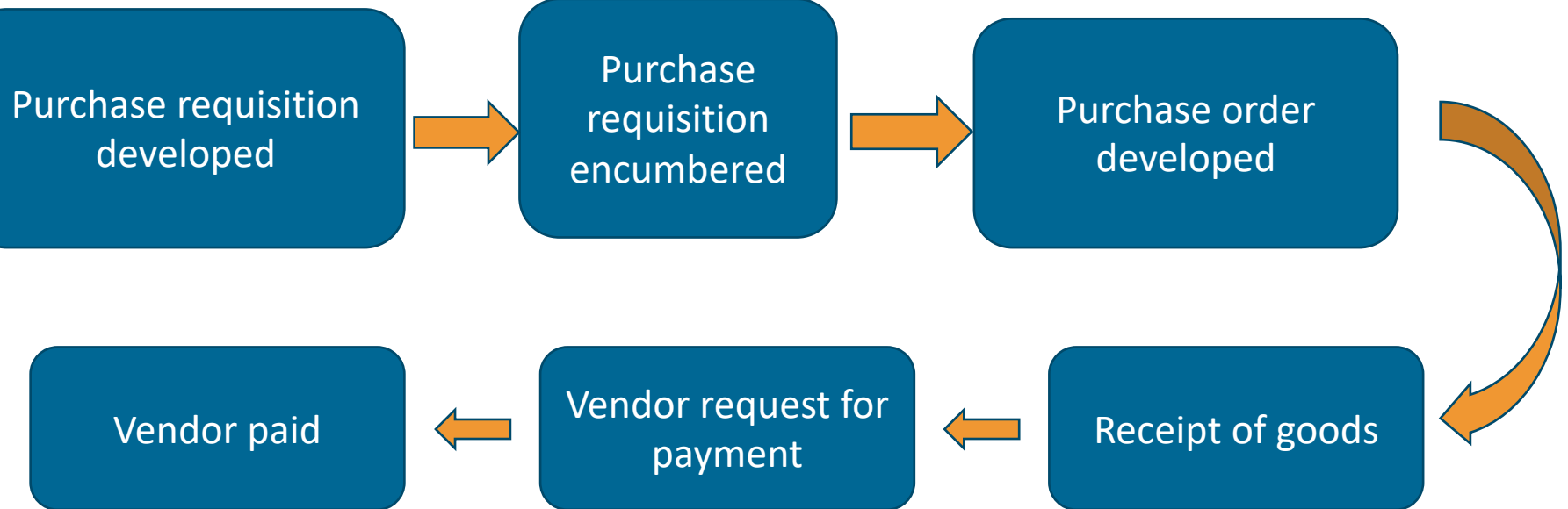
Human Resources

Average number of days from agency's request for a position to hired employee start date



Procurement

Average number of days to procure goods

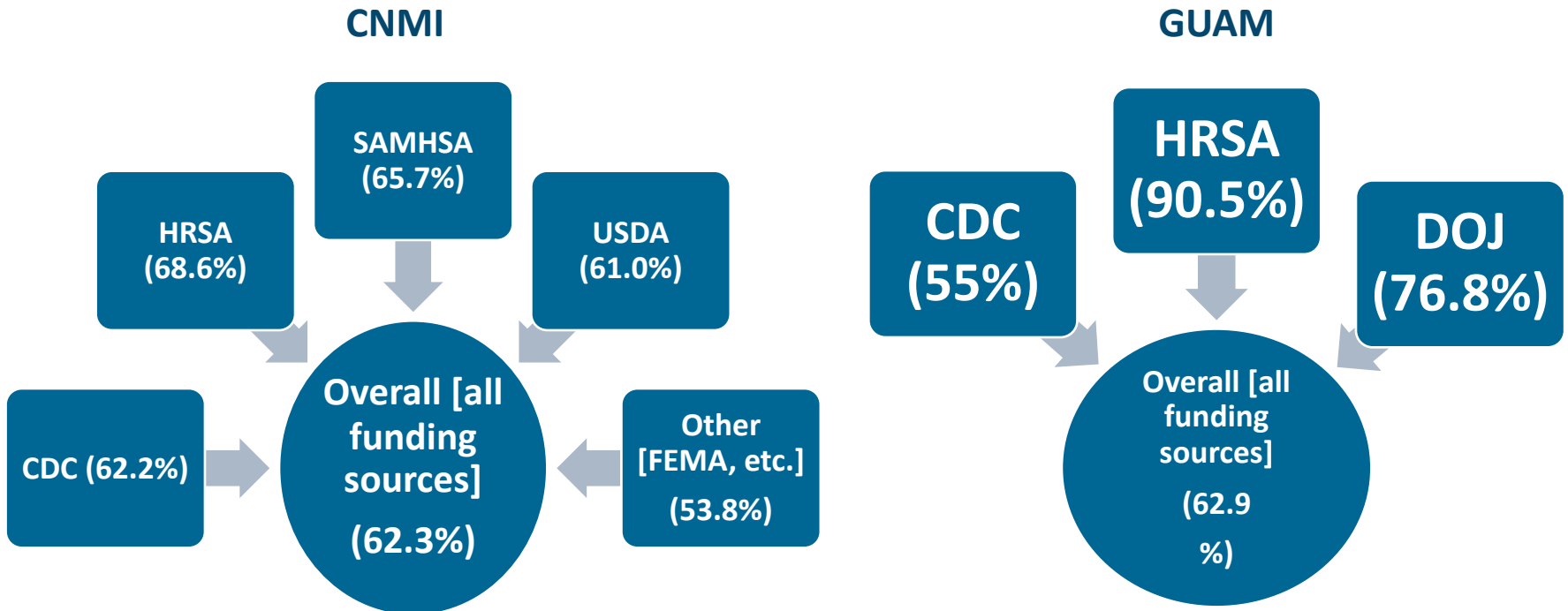


Since The Last Meeting...

- **Data collection: frequency, feasibility, staffing**
 - Jurisdiction-led data collection exercises in CNMI (Grants Management Unit) and Guam (Quality Improvement Council)
- **RMI Business Process Improvement Team (ASTHO, CDC, PIHOA) Site Visit Planning (April 15-19, 2019)**
 - Site visit planned to review the progress and plan next steps regarding the implementation of the Inter-Agency Process Improvement MOU, and Grants Management, Procurement, and Recruitment SOPs



Data Collection: Grants Management CNMI & Guam



*In a budget period of one year (2017-2018),
the average percent of funds drawn down
in PMS for all grants: **62.3% of
awarded funds***

*In a budget period of one year (2017-2018),
the average percent of funds drawn down
in PMS for all grants: **62.9% of
awarded funds***

Data Collection: Human Resources Guam

- Average number of days from position created to start date for the Guam DPHSS overall *(excluding the Division of General Administration)*
- **272 Days**



DEH

- Average number of days from position created to start date
- **199 Days**

DPH

- Average number of days from position created to start date
- **221 Days**

DPW

- Average number of days from position created to start date
- **231 Days**

DSC

- Average number of days from position created to start date
- **437 Days**

***34 positions were created but were not filled for a number of reasons listed*

Data Collection: Procurement Guam

Average number of days from requisition
created to requisition encumbered: **5 days**

DPHSS

Average number of days from requisition
encumbered to Purchase Order posted:
23 days

GSA

Average number of days from Purchase Order
posted to date first invoice received by vendor:
67 days

Vendor

DPHSS Supply
Office


Average number of days from date first invoice
processed for payment (AS400) to vendor payment:
17 days

• Average number of days from requisition created to
vendor payment for the Guam DPHSS overall: **28
Days**

Data Collection: Success Factors

- **Designation by health agency leadership of staff resources / organizational structures to oversee data collection processes**

- Quality Improvement Council in Guam, a cross-cutting body overseeing Public Health Accreditation efforts, and the ASTHO work, coordinated by Bertha Taijeron



- Grants Management Unit within the CNMI's Commonwealth Healthcare Corporation, coordinated by Vincent Camacho



The Future: Considerations for Discussion

- What are leadership's thoughts on the continuance of these activities?
 - Should the dashboard be scaled up to other USAPI jurisdictions?
- **Key Considerations:**
Dedicated Staff,
Organizational
Structures to
Oversee Dashboard
Implementation

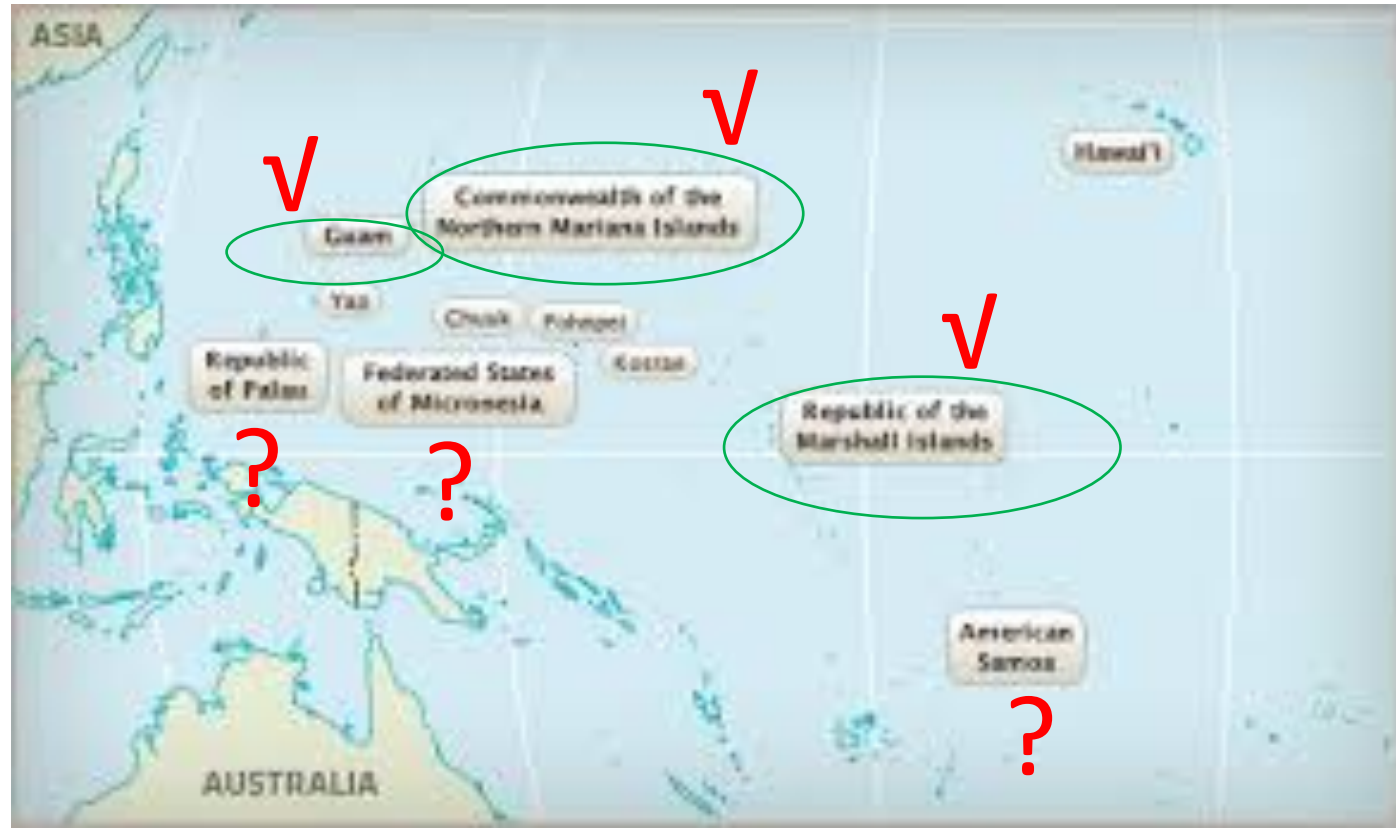


Photo Credit: PIHOA

Other Questions/Discussions



