

How to register on the MAC Message Board micounties.boards.net

Step 1

Point your Web browser to <http://micounties.boards.net/>. (Be sure to bookmark it while you are there, too.)

Step 2

Click on the Register button. (See image below)



Step 3

Enter your email address. (See image below)

Forum Registration


EMAIL

Enter your email here...

Continue >

Step 4

Fill out all of the required information on the registration page. (Be sure to save your password somewhere so that you can always access your account.)

pb ProBoards | secure login and registration system 

micounties.boards.net

Forum Registration

Email Change Email

Create Password

VERIFY PASSWORD

Password Strength

Your Name

BirthDay
--Month-- --Day-- --Year--

Gender
--Gender--


This is the email you will use to login to your account. Please verify that it is correct.


This is the password you will use to login to your account. All passwords must be a minimum of six characters long. We recommend passwords with both letters and numbers.

This name will be displayed on your ProBoards profile.

You must be at least 13 years old to register.

Please select your gender from the drop down list.

Continue 

 This forum is using the ProBoards Secure Login and Registration System. The system is designed to improve forum security and the member experience. This forum improved its software for the benefit of its users.

Need help with something?
Click for our helpful wizard!

Learn more about this system.
Click here to watch a short video.

Terms of Service | Privacy Policy | Notice | micounties.boards.net
This Forum Is Hosted For FREE By ProBoards, Inc.

Step 5

Create a "user name": This is the name you want to appear on the message board itself. It can be your name, a nickname or a pseudonym. Also, click to accept the terms of service. (See image below)


Forum Registration

Forum Username

Terms of Service Agreement
☐ I have read and agree to the ProBoards Terms of Service.

This is your unique username on the forum. You can change your name others see by updating the "display name" in your forum profile. **Note: usernames may only contain a-z and 0-9, and may be no longer than twenty characters.**

In order to register, you must agree to the ProBoards Terms of Service. [Click here to read the ProBoards Terms of Service.](#)

Continue 

Step 6

Security checkpoint: The system will ask you to prove you are not a “bot.” Follow the instructions as written. (See image below)



Step 7

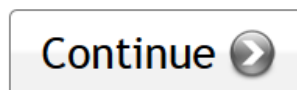
Email notifications: You will now see this page on your browser. It explains what you will need to do when an EMAIL arrives to your account to set up the notification system. You can then customize how you want to be notified when posts appear on the board.

Pending Registration

Your registration is pending approval from a forum staff member. Once approved, you will receive an email notification. Some providers may mark this email as spam, so make sure to check your spam folder.

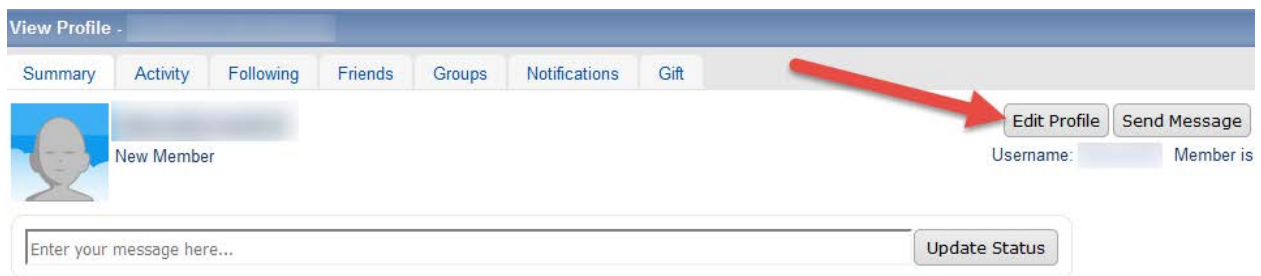
"Thank you for registering with the MAC County Commissioner Forum! In order to ensure a complete connection with other commissioners, we ask that you turn on email notifications. To do so, please follow the steps below: 1. From the home page, click “profile” along the top banner 2. Click “edit profile” on the right-hand side 3. Then, click the “notifications” tab 4. Here, you can set your preferences for email notifications. Preferred settings are an instant email for new threads."

-Forum Staff



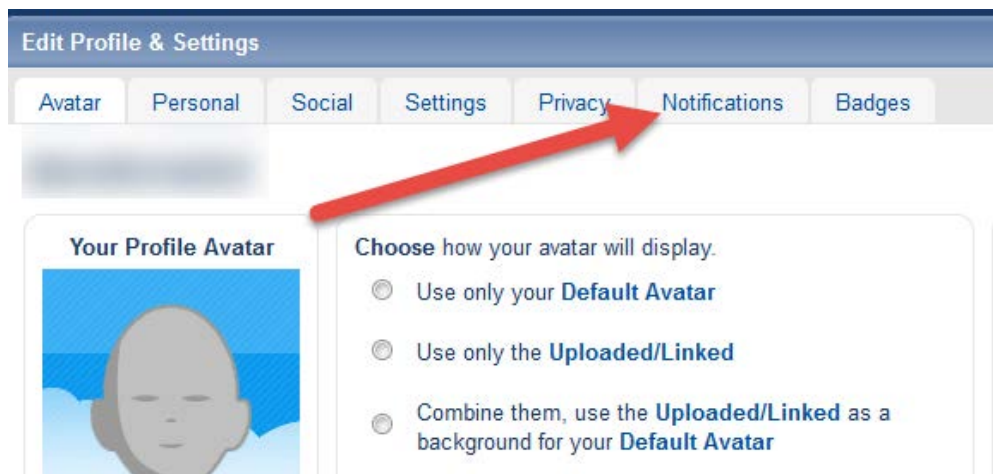
Step 8

Setting notifications: Click profile and then edit profile. (See images below)



Step 9

Click on notifications and use dropdown menus to customize your alerts. (see image below)



THAT'S IT. You are now equipped to post questions and participate in conversations with your fellow commissioners.