


D2L Brightspace

New Question Creation Experience

A background image of a wooden desk with a computer monitor, keyboard, mouse, and books. A red arrow points from the first text box to the second, and another red arrow points from the second to the third.

D2L has updated the Quiz question creation experience for instructors.

The workflow hasn't changed much, but the user interface has been streamlined and simplified.

In this handout, you'll find some screenshots to help guide you through the changes.

Content [Tasks](#) ▾ Communication ▾ Resources ▾ Edit Course

Attendance

Dropbox

Quizzes

Rubrics

Surveys

to display. Create a news item.

To access the question creation tool, first go to the **Tasks** menu and select **Quizzes**.

From Quizzes, you can get to the question creation tool a couple of different ways.

The first way is to click **New Quiz**.



Manage Quizzes Question Library Statistics

New Quiz

Edit Categories

More Actions ▼

You can also open the **Edit** menu for an existing Quiz.

Current Quizzes

Sample Quiz 1 ▼

Availability: always available

Edit

Preview

Delete

PropertiesRestrictionsAssessmentObjectivesSubmission ViewsReports Setup

General

Name *

Category

no category ▼[\[add category\]](#) ⓘ

Quiz Questions

This quiz is empty.

Add/Edit Questions

Next, you'll want to
click "Add/Edit
Questions."

Click "**New**" to create a new question. In this handout we'll cover the **Multiple Choice** type, but other question types work similarly.

Sample Quiz

New ▾

Import ▾

Section


Random Section

True or False Question (T/F)


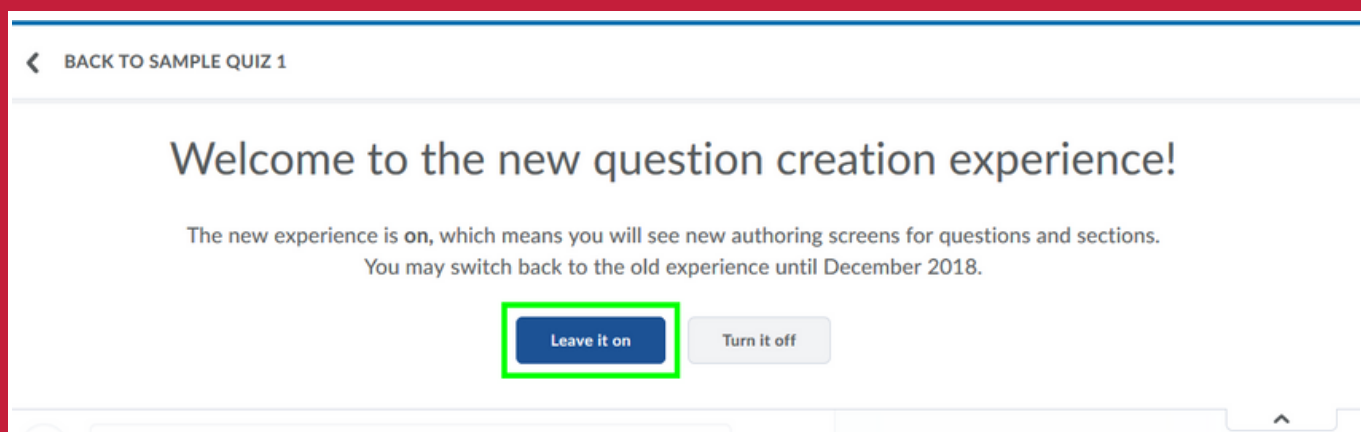
Multiple Choice Question (MC)

Multi-Select Question (M-S)

questions contained in this section.



When you first try to create a new question, you'll see a banner asking if you'd like to use the new question creation experience. You'll be able to opt-out (and use the current interface) until **December 21, 2018**.



Click "**Leave it on**" to use the new experience or "**Turn it off**" to use the current one.

This new question creation interface is designed to be **clean** and **user-friendly**.

← BACK TO SAMPLE QUIZ 1

Multiple Choice ▾

Options ▾

Question Text *

Who was the first person to walk on the moon?

Answers *

- ⋮ ☐ Han Solo ×
- ⋮ ☐ Homer Simpson ×
- ⋮ ☒ Neil Armstrong ×
- ⋮ ☐ James T. Kirk ×

Add Answer

☐ Randomize answers for each student

Points *

1

Save ▾

Cancel

Who was the first person to walk on the moon?

- ☐ Han Solo
- ☐ Homer Simpson
- ☐ Neil Armstrong
- ☐ James T. Kirk

Multiple Choice



Options

B

I

U




Σ



Question Text *

Who was the first person to walk on the moon?

When you click inside the **Question Text** box, the basic toolbar for the **HTML editor** will appear.

For more options, click the  button to expand the HTML editor to **full-screen**.

B

I

U



Σ



A

Formats



Lato



14pt



Who was the first person to walk on the moon?

Answers *

<input type="radio"/>	Han Solo	×
<input type="radio"/>	Homer Simpson	×
<input checked="" type="radio"/>	Neil Armstrong	×
<input type="radio"/>	James T. Kirk	×

To set the **correct answer**, click the **circle** next to the correct choice.

The **default weight** for the correct answer choice is **100%**. If you want to set a **custom weight**, you can do so in the **Options menu**.

Multiple Choice ▾

Question Text *

Who was the first person to walk on the moon?

Answers *

<input type="radio"/>	Han Solo	
<input type="radio"/>	Homer Simpson	
<input checked="" type="radio"/>	Neil Armstrong	×

Options ▾

- Add Feedback
- Add Hint
- Add Short Description
- Add Custom Weights
- Add Enumeration

Multiple Choice ▾ Options ▾

Question Text *

Who was the first person to walk on the moon?

Answers *

⋮	<input type="radio"/>	Han Solo	×
⋮	<input type="radio"/>	Homer Simpson	×
⋮	<input checked="" type="radio"/>	Neil Armstrong	×
⋮	<input type="radio"/>	James T. Kirk	×

Who was the first person to walk on the moon?

☐ Han Solo

☐ Homer Simpson

☐ Neil Armstrong

☐ James T. Kirk

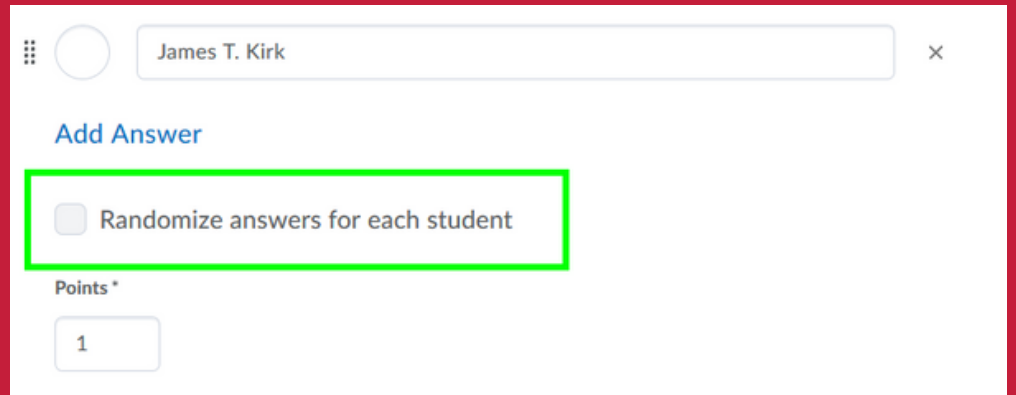
To the right of your question editor, you'll see a **preview** of how your question will look to **students**.

You can **drag and drop** your questions to **re-order** them using the **handles** beside each answer choice.

Answers *

⋮	<input type="radio"/>	Han Solo	×
⋮	<input type="radio"/>	Homer Simpson	×
⋮	<input checked="" type="radio"/>	Neil Armstrong	×
⋮	<input type="radio"/>	James T. Kirk	×

You can **randomize**
your **answer choices**
by checking the
“**Randomize answers**
for each student”
box.



James T. Kirk

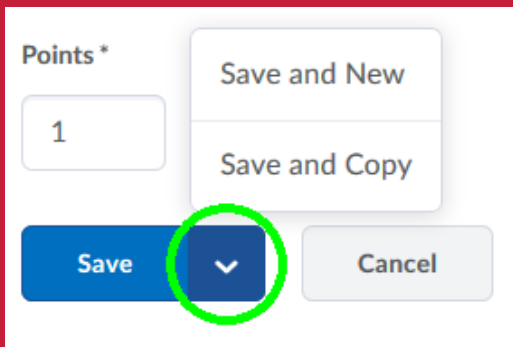
Add Answer

☐ Randomize answers for each student

Points *

1

To save your
question, click **Save**.
You can also click the
chevron on the Save
button for **more**
options.



Points *

1

Save and New

Save and Copy

Save

Cancel



For assistance with D2L, please contact the Distance
Education Support Desk

P: 931-221-6625

E: online@apsu.edu

AP **Austin Peay**
State University

Distance Education