

How to **zoom** with *Special Olympics Maine!*



*We are thinking of you and we hope you are thinking of us!
Join SO Maine athletes, teammates, & coaches
on an upcoming **zoom** fun party call!
Let's catch up, share SO Maine memories, & look forward to future events!*

Please join us on:

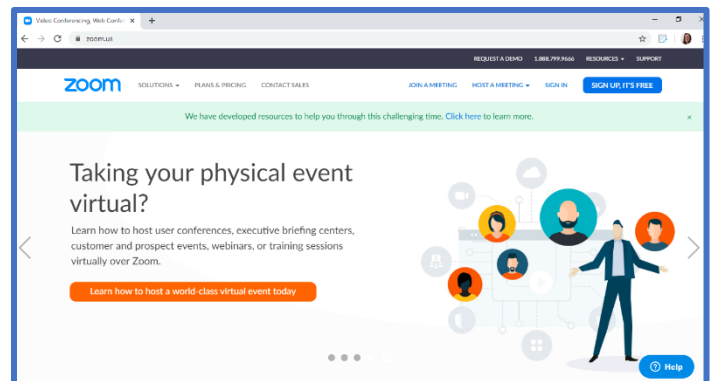
Friday, June 5th from 7:00pm – 8:00pm

Meeting ID: 871 8193 1182

Password: RAINBOW

Don't have a **zoom** account? Create one **TODAY!**

Step 1: Go to zoom.us
Click "**SIGN UP, IT'S FREE**"



Step 2: Create Login with Email

Sign Up Free


Your work email address


Zoom is protected by reCAPTCHA and the [Privacy Policy](#) and [Terms of Service](#) apply.

Sign Up

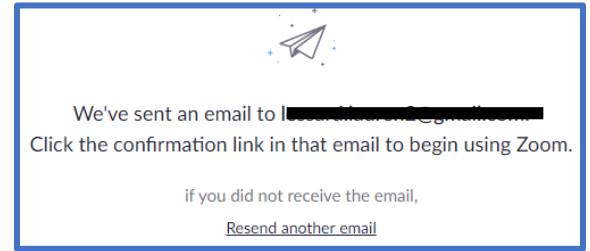
By signing up, I agree to the [Privacy Policy](#) and [Terms of Service](#).

or

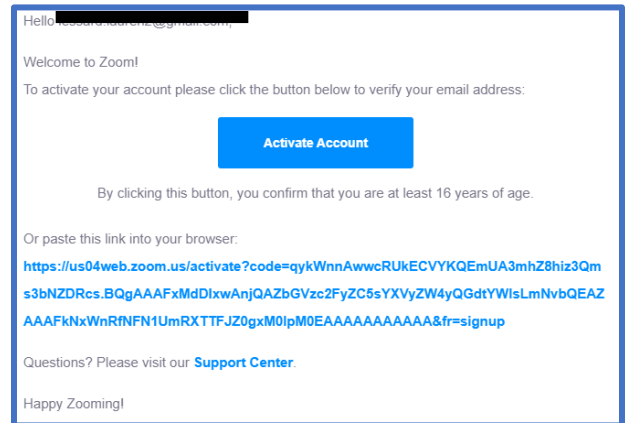




Step 3: Go to Email & Receive Confirmation Link



Step 4: Activate Account



Step 5: Type in Account info and Create Password

A screenshot of the Zoom account creation form. The title is "Welcome to Zoom". Below it, it says "Hi, [redacted] account has been successfully created. Please list your name and create a password to continue." There are four input fields: "First Name", "Last Name", "Password", and "Confirm Password". Below these fields, it says "By signing up, I agree to the Privacy Policy and Terms of Service." At the bottom is an orange button labeled "Continue".

Step 6: Click "I'm not a robot" and Click "Skip this Step"

A screenshot of the Zoom "Invite Your Colleagues" form. The title is "Invite Your Colleagues". Below it, it says "Invite your colleagues to create their own free Zoom account today! Why invite?". There are three input fields for email addresses, each containing "name@domain.com". Below these is a link "Add another email". Then there is a checkbox labeled "I'm not a robot" and a reCAPTCHA icon. At the bottom are two buttons: an orange "Invite" button and a "Skip this step" button.

Step 7: Click “Go to My Account”

Start your test meeting.

Excellent! Now it's time to start meeting.

Your personal meeting url:

<https://us04web.zoom.us/j/3333285304>

Start Meeting Now

Go to My Account

Step 8: Join a **FUN PARTY** Call (Highlighted)

zoom SOLUTIONS ▾ PLANS & PRICING CONTACT SALES SCHEDULE A MEETING **JOIN A MEETING** HOST A MEETING ▾

Important Notice: Due to increased demand, dial-in by phone audio conferencing capabilities may be temporarily removed from your free Basic account. During this time, we strongly recommend using our computer audio capabilities. If you require dial-in by phone audio conferencing, please see our other [package options](#).


PERSONAL

- Profile**
- Meetings
- Webinars
- Recordings
- Settings

ADMIN

- > User Management
- > Room Management
- > Account Management
- > Advanced

Profile

 **[Redacted Name]** [Edit](#)


[Change](#)

Personal Meeting ID 333-328-5304 [Edit](#)

<https://us04web.zoom.us/j/3333285304>

× Use this ID for instant meetings

Sign-In Email lessard.lauren2@gmail.com [Edit](#)

Linked accounts: 

User Type Basic [Upgrade](#)

Step 9: Join a **FUN PARTY Call! Please type in the Meeting ID for the party call! We can't wait to see you & hear what you have been up to!**

Friday, June 5th from 7:00pm – 8:00pm

Meeting ID: 871 8193 1182

Password: RAINBOW

Join a Meeting

Meeting ID or Personal Link Name

Join