


Online Scoring App Demo

Below are the steps to download and install the new APA Scorekeeper Electronic Scoring app as well as a link to the Facebook livestream where they quickly demonstrate how to score a 9 ball and a 8 ball match.

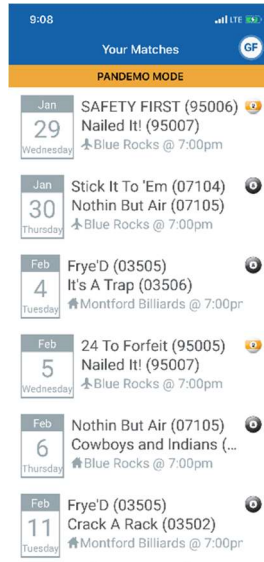
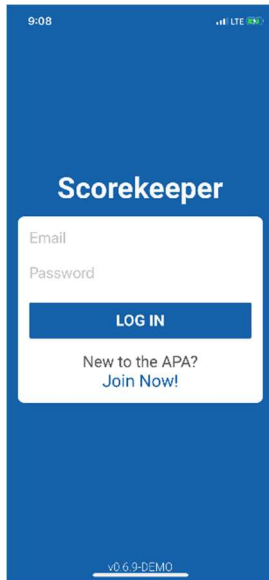
1. Go to either the Apple store or the Google store and search on APA SCOREKEEPER app.



2. Download and install and you should see following icon on your smartphone.



3. When you first open the APP, you will need to login with your same email and passcode that you log in to the current APA APP. Once you login, if your screen is blank you will need to scroll down to the bottom and there should be an option to DOWNLOAD DEMO or UPDATE TO DEMO. Click this and that should take you to all of your teams previous matches.



4. Now that you have the APP downloaded, installed and you are logged in, I'd recommend watching the Facebook Demo below so that you can play with the app on your own smart device (phone, ipad). This will allow you to pause, rewind and get a feel for it as you go. The link for the demo is below, simply click the Facebook demo and you should be taken straight to it.

https://www.facebook.com/poolplayers/videos/873792929803747/?_tn_=%2Cd%2CP-R&eid=ARBePWZuAyKcxVdDjgaKdid06v2jzTAWnZi1MdsFQq6oL6LECSzQSKC7wAKRrTJqeyQNBm4tJnVv9GuW

5. As you go through the demo, please be sure to write down any questions you have and email them to us at GFrye@apaleagues.com so that we can document and create a FAQ document that hopefully will help everyone.