



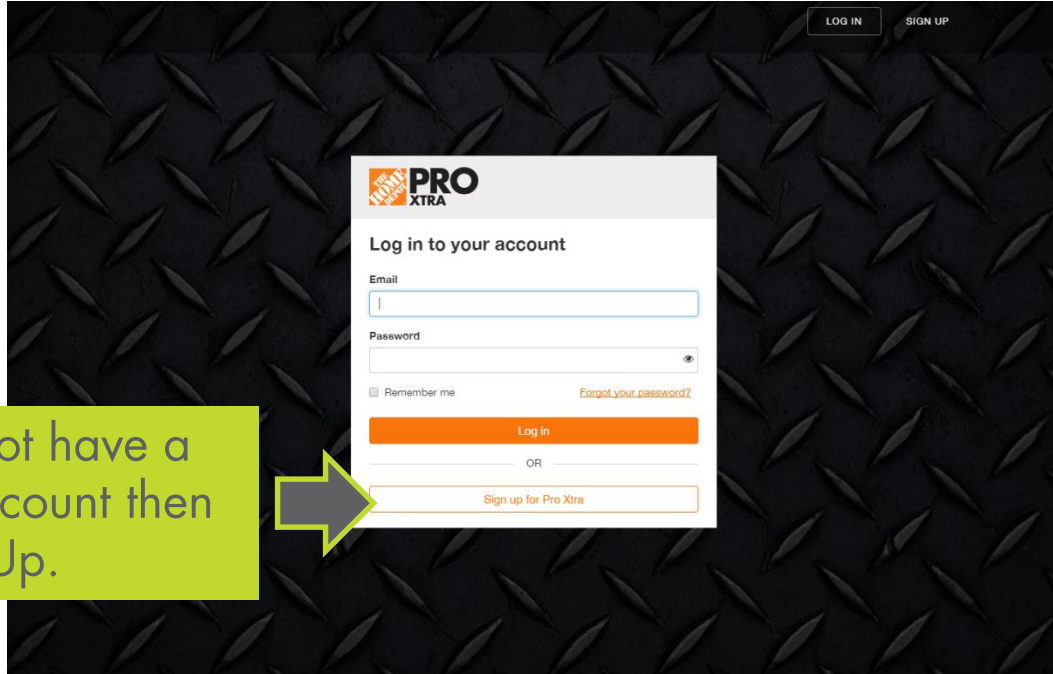
ACCOUNT REGISTRATION

[Click Here To Register](#)

IMPORTANT:
Know your
Agreement
Code.



Neighborhoodly® Brand	Agreement Code
Aire Serv®	AIRS
Five Star Painting®	FIVESTAR
Glass Doctor®/Portland Glass®	GLDOC
The Grounds Guys®	GRDGYS
Molly Maid®	MOLLY
Mosquito Joe®	MOJOE
Mr. Appliance®	MRAPP
Mr. Electric®	MRELC
Mr. Handyman®	SBRANDS
Mr. Rooter®	MRROOT
Rainbow International®	RAINI
Real Property Management®	RPM
Window Genie®	GENIE



If you do not have a Pro Xtra account then click Sign Up.

LOG IN SIGN UP

PRO XTRA Already have a Pro Xtra Account? [Sign in here](#)

Create Pro Xtra Account

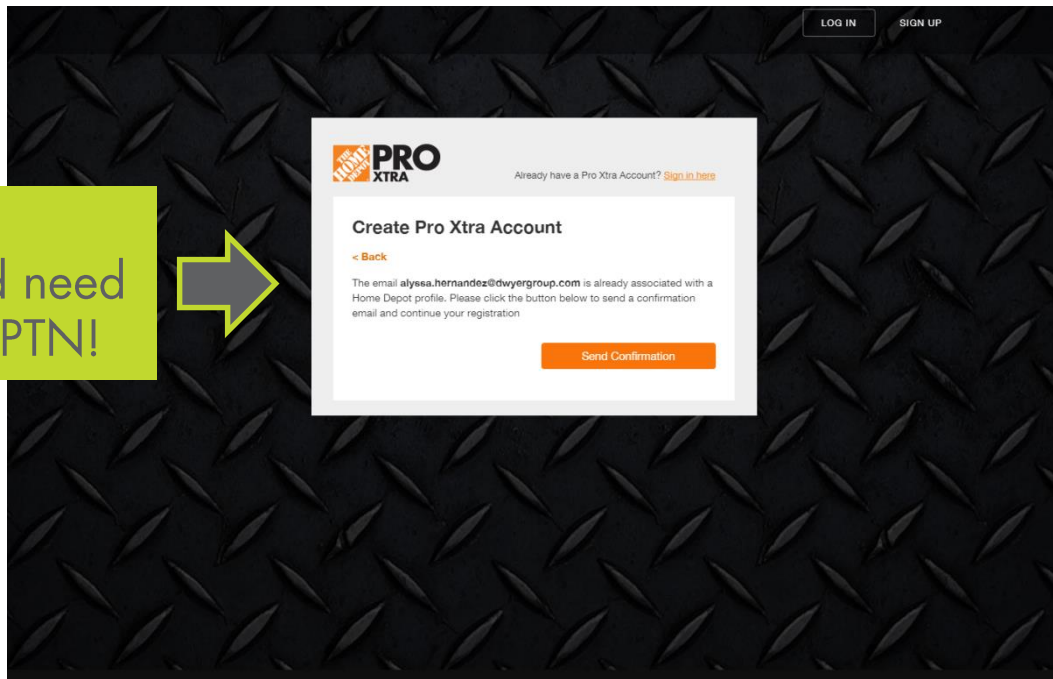
Email Address

e.g. john@yourcompany.com

Continue

Enter the email address you want this account to be under, and hit Continue.

If you get this message, and need help, contact PTN!




Enter your business information to finish setting up your account.



The screenshot shows the 'Create Pro Xtra Account' form on the Pro Xtra website. The form includes the following fields and options:

- Logo:** PRO XTRA
- Navigation:** LOG IN, SIGN UP
- Text:** Already have a Pro Xtra Account? [Sign in here](#)
- Title:** Create Pro Xtra Account
- Back Link:** < Back
- Email:** Input field with placeholder: allyssa.hernandez@protradenet.com
- Phone Number:** Input field with placeholder: (xxx) xxx-xxxx
- Company Name:** Input field with placeholder: e.g. John's Landscaping Co.
- Business Type:** Dropdown menu with placeholder: Select Business or Trade
- Address:** Input field with placeholder: e.g. 1034 Peachtree St.
- Address 2:** Input field with placeholder: e.g. Suite #1000
- City:** Input field with placeholder: e.g. Atlanta
- State:** Dropdown menu with placeholder: Select State
- Zip:** Input field with placeholder: e.g. 30033
- Password:** Input field with placeholder: Enter password
- Instructions:** Your password must:
 - Contain 8 - 70 characters in length (case sensitive)
 - Be different from your email address
- Confirm Password:** Input field with placeholder: Confirm Password


v2.0

Primary Phone: 254-746-2535
Member Since: 2017

PROTRADENET

- My Pro Xtra Workbench
- Purchase Tracking
- Exclusive Offers
- Business Tools
- Credit Cards & Accounts
- Account Management
- Users

Welcome, PROTRADENET!

Your most recent activity

2017 Total Pro Xtra Spend

\$0

Maximize your experience

- No more paper receipts
- Simplify your tax preparation
- See your last two years of purchases

Get Started

Pro Xtra Paint Rewards

2017 Total Pro Xtra Spend	Next Level
\$0	Bronze 10%
\$0	To Next Level
	\$2,000

[Terms and Conditions](#) [More Information](#)

New 💡 **Did you know?**

By being a Pro Xtra member you can take advantage of Paint Rewards. Get up to 20% off paints, stains and primers and free direct-to-job-site paint delivery.

View Pro Xtra Exclusive Offers

Click here to manage your credit cards.

PRO XTRA v2.0 Primary Phone: 254-745-2535
Member Since: 2017 PROTRADENET

My Pro Xtra Workbench / Credit Cards and Accounts

Credit Cards & Accounts

See and manage your accounts

0 Credit/Debit Cards	0 Pro Xtra Reloadable Cards	0 Gift Cards	1 Phone Numbers	0 THD Keyfobs	0 Checking Accounts
-------------------------	--------------------------------	-----------------	--------------------	------------------	------------------------

Add a Credit/Debit Card

Credit / Debit Cards

Search By: Keywords

Card Type	Nickname	Exp. Date	Card Number	Status	Authorized	Text2Confirm	Agreement Code	Actions
No Credit Cards Added.								

Need Help? Call 1-866-333-3551

[Privacy Policy](#) [Site Terms](#) [Home Depot/Pro](#) [Pro Xtra Terms and Conditions](#)

The screenshot shows the ProTradeNet user interface. At the top left is the logo for PRO XTRA. The top right corner displays contact information: Primary Phone 254-745-2535, Member Since 2017, and a PROTRADENET dropdown menu. A dark sidebar on the left contains navigation links: My Pro Xtra Workbench, Purchase Tracking, Exclusive Offers, and Business Tools. The main content area is titled 'Credit Cards and Accounts' and features a 'Credit Card' section with a sub-header 'See and manage your accounts'. A prominent orange button labeled 'Add a Credit/Debit Card' is visible. A white modal window titled 'Add Credit/Debit Card' is open in the center, containing the following fields: 'Credit Card Number' (highlighted with a green oval and a yellow arrow), 'Nickname (optional)' (with a placeholder 'Enter an easy way to reference your card (66 character limit)'), 'Name on Card', 'Expiration Date' (with a placeholder 'MM / YY'), 'Security Code (optional)' (with a placeholder 'XXX'), and 'Billing Address' (with the address '1010 N. UNIVERSITY PARKS DR. WACO, TX 76717'). In the background, there are statistics for 'THD Keytags' and 'Checking Accounts', both showing '0'. At the bottom of the page, there is a footer with the text 'Need Help? Call 1-866-333-3551' and several links: Privacy Policy, Site Terms, Home Depot/Pro, and Pro Xtra Terms and Conditions.

Enter credit card info.

IMPORTANT:

Make sure you click YES, and **ADD YOUR AGREEMENT CODE!**

Then, click Submit & you're done!

Primary Phone: 254-745-2535
Member Since: 2017
PROTRADENET

My Pro Xtra Workbench / Credit Cards and Accounts

Credit Card
See and manage your account.

0 Credit/Debit Cards

Add a Credit/Debit Card

Credit / Debit Cards

Search By Key

Card Type

0 THD Keystags

Text2Confirm

Expiration Date
MM / YY

Security Code (optional)
XXX

Billing Address
1010 N. UNIVERSITY PARKS DR.
WACO, TX 76707

Change Address

Do you have an Agreement Code?
 Yes, I have one. [What is this?](#)

Agreement Code

Cancel Submit

Neighborly® Brand	Agreement Code
Aire Serv®	AIRS
Five Star Painting®	FIVESTAR
Glass Doctor®/Portland Glass®	GLDOC
The Grounds Guys®	GRDGYS
Molly Maid®	MOLLY
Mosquito Joe®	MOJOE
Mr. Appliance®	MRAPP
Mr. Electric®	MRELC
Mr. Handyman®	SBRANDS
Mr. Rooter®	MRROOT
Rainbow International®	RAINI
Real Property Management®	RPM
Window Genie®	GENIE

Without the your AGREEMENT CODE, purchases on this credit card will not be tracked! If you add multiple credit cards to your account, you must enter the agreement card for each card.