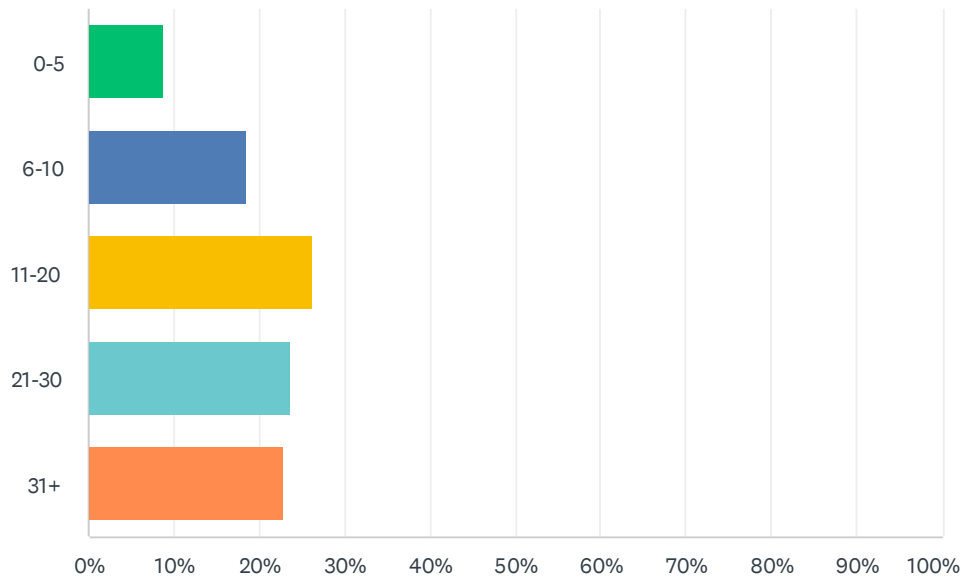


## Q1 How many years have you lived in University Hills?

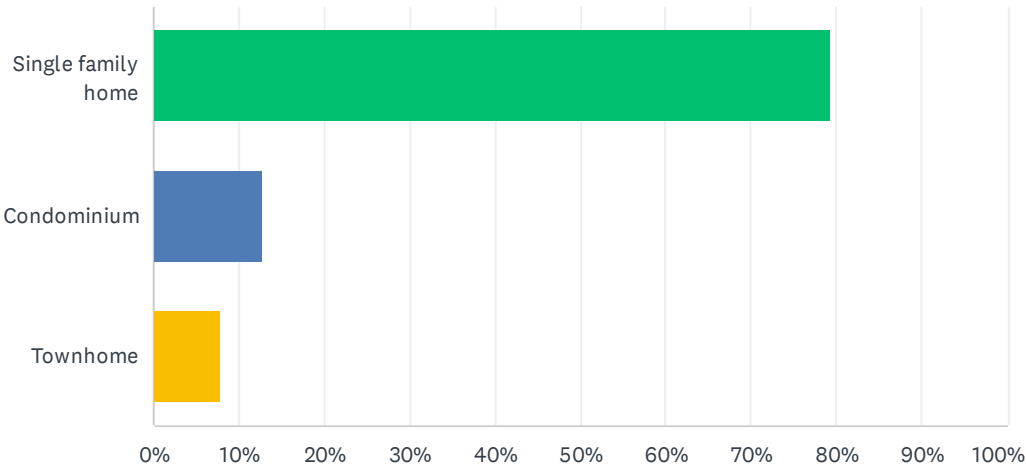
Answered: 422 Skipped: 5



ANSWER CHOICES	RESPONSES	
0-5	8.77%	37
6-10	18.48%	78
11-20	26.30%	111
21-30	23.70%	100
31+	22.75%	96
TOTAL		422

## Q2 What kind of home do you live in?

Answered: 420    Skipped: 7



ANSWER CHOICES	RESPONSES	
Single family home	79.29%	333
Condominium	12.86%	54
Townhome	7.86%	33
TOTAL		420

### Q3 Please provide your street name:

Answered: 427 Skipped: 0

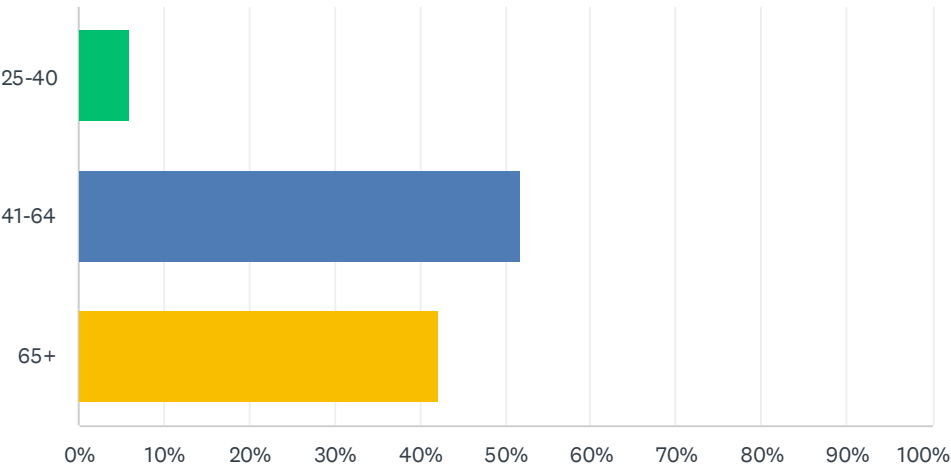
## Q4 Including yourself, please indicate the number of persons in each age group living in your housing unit.

Answered: 412   Skipped: 15

ANSWER CHOICES	RESPONSES	
<5 years old	17.96%	74
6-18	34.71%	143
19-25	18.45%	76
25-40	23.06%	95
40-65	64.81%	267
65+	46.60%	192

Q5 Please indicate your age group.

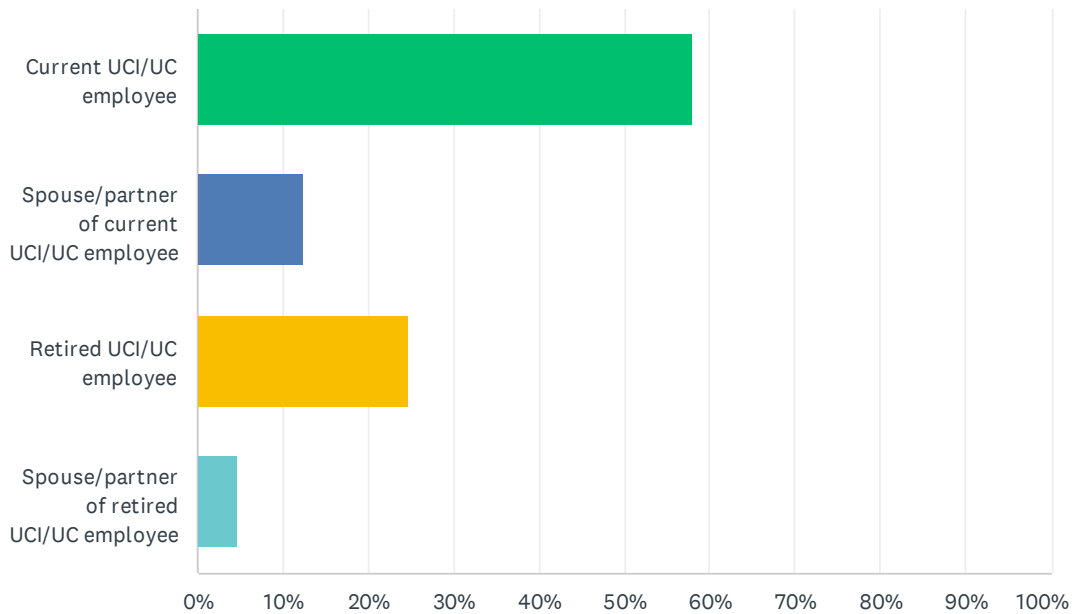
Answered: 417    Skipped: 10



ANSWER CHOICES	RESPONSES	
25-40	6.00%	25
41-64	51.80%	216
65+	42.21%	176
TOTAL		417

## Q6 What is your affiliation with UCI/UC?

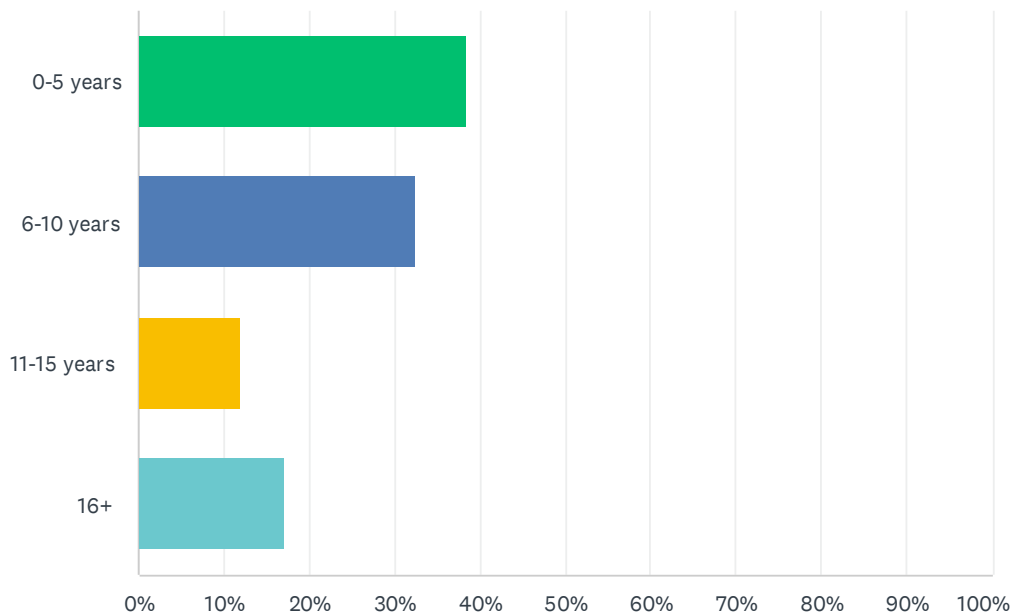
Answered: 427 Skipped: 0



ANSWER CHOICES	RESPONSES	
Current UCI/UC employee	58.08%	248
Spouse/partner of current UCI/UC employee	12.41%	53
Retired UCI/UC employee	24.82%	106
Spouse/partner of retired UCI/UC employee	4.68%	20
TOTAL		427

## Q7 How many years have you or your spouse/partner been retired from UCI?

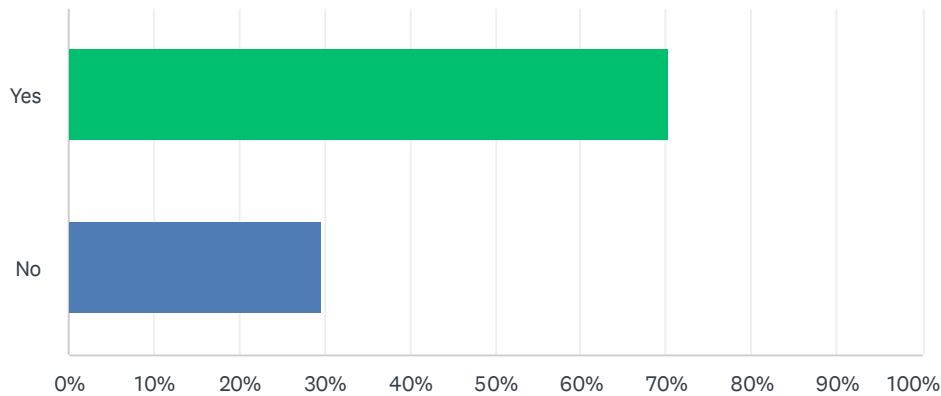
Answered: 117 Skipped: 310



ANSWER CHOICES	RESPONSES	
0-5 years	38.46%	45
6-10 years	32.48%	38
11-15 years	11.97%	14
16+	17.09%	20
TOTAL		117

Q8 Do you have a spouse or partner living with you?

Answered: 118    Skipped: 309

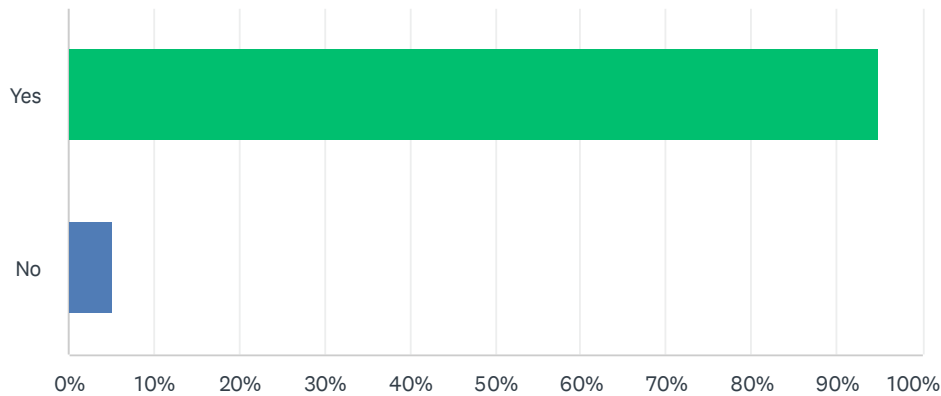


ANSWER CHOICES	RESPONSES	
Yes	70.34%	83
No	29.66%	35
TOTAL		118



# Q9 Does the physical design of your home work well for your current lifestyle?

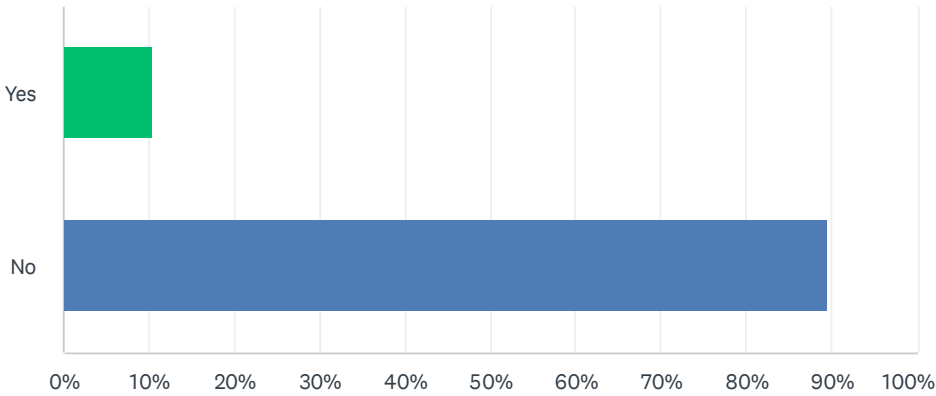
Answered: 116    Skipped: 311



ANSWER CHOICES	RESPONSES	
Yes	94.83%	110
No	5.17%	6
TOTAL		116

Q10 Do you have trouble caring for your home?

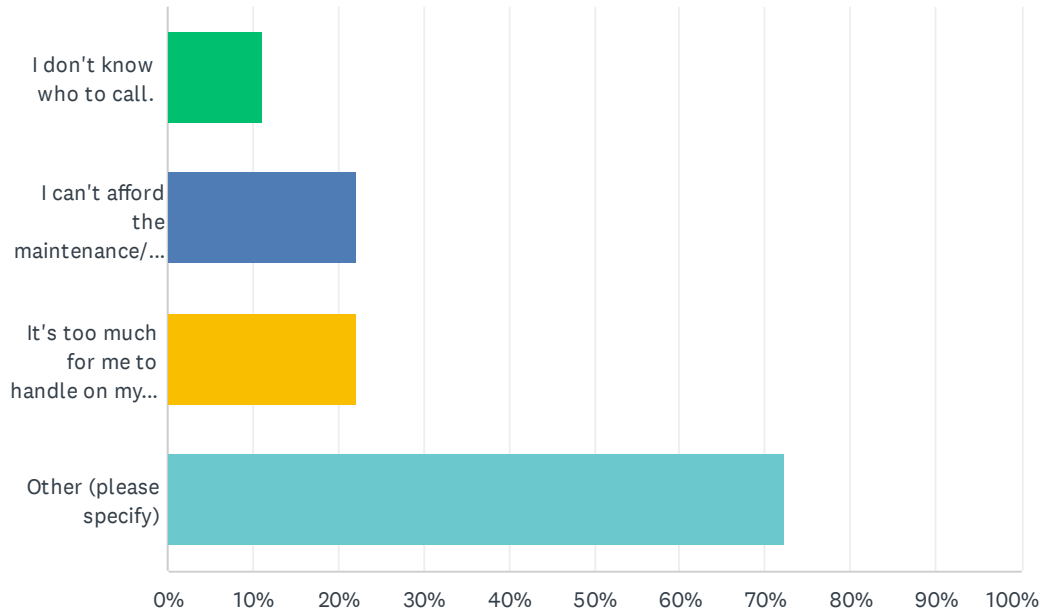
Answered: 115    Skipped: 312



ANSWER CHOICES	RESPONSES	
Yes	10.43%	12
No	89.57%	103
TOTAL		115

## Q11 If yes, what are the challenges of caring for your home? (please select all that apply)

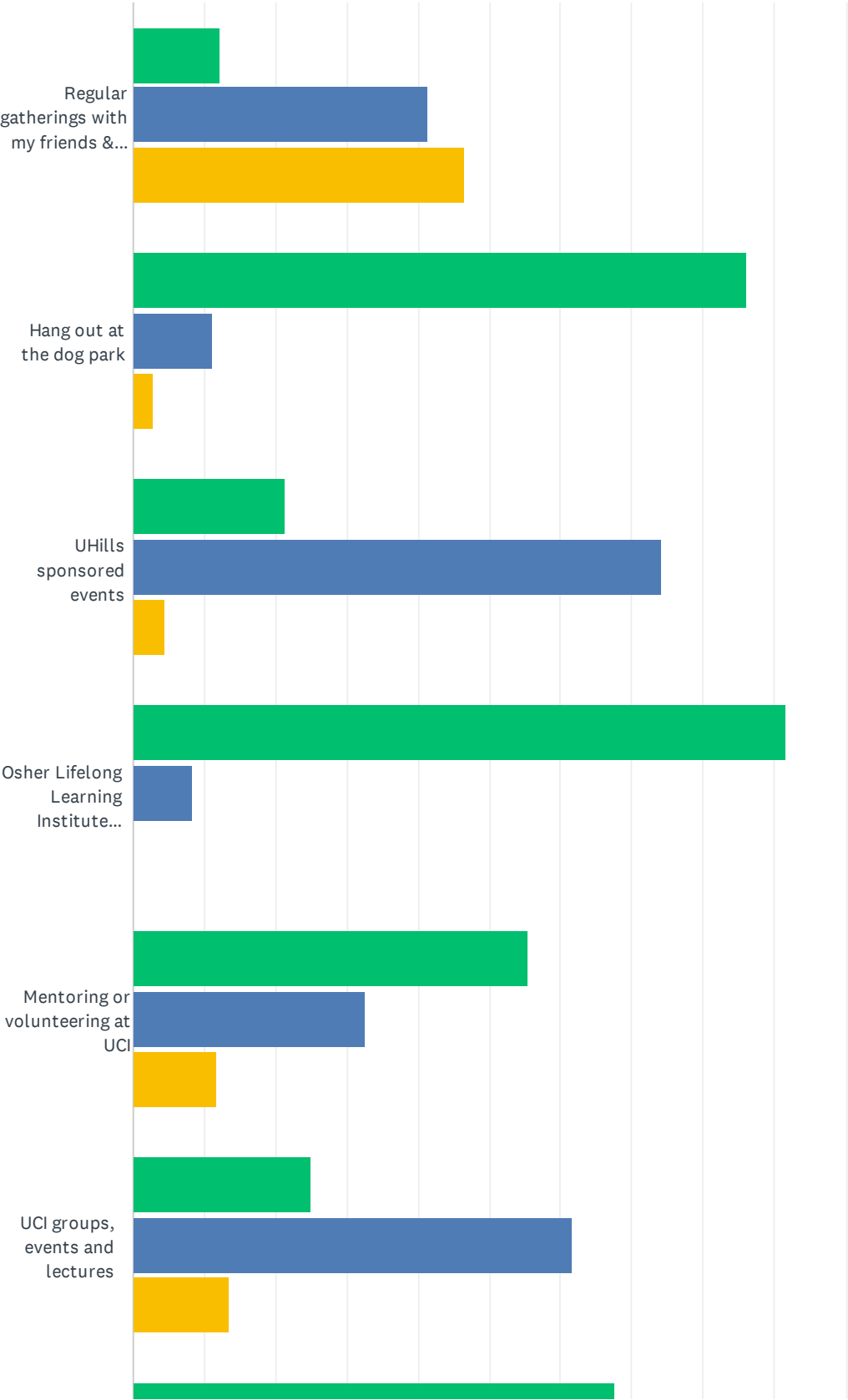
Answered: 18 Skipped: 409



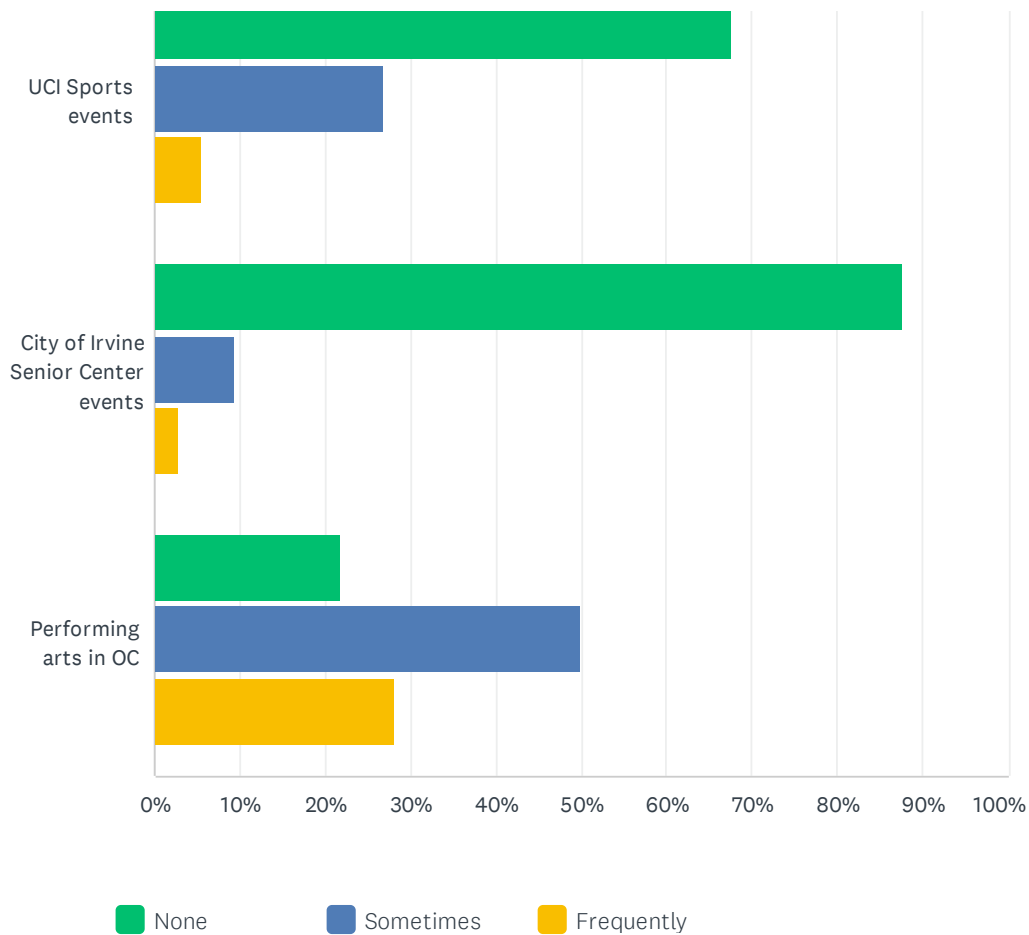
ANSWER CHOICES	RESPONSES	
I don't know who to call.	11.11%	2
I can't afford the maintenance/work.	22.22%	4
It's too much for me to handle on my own.	22.22%	4
Other (please specify)	72.22%	13
Total Respondents: 18		

Q12 Indicate your involvement in the following activities:

Answered: 117    Skipped: 310



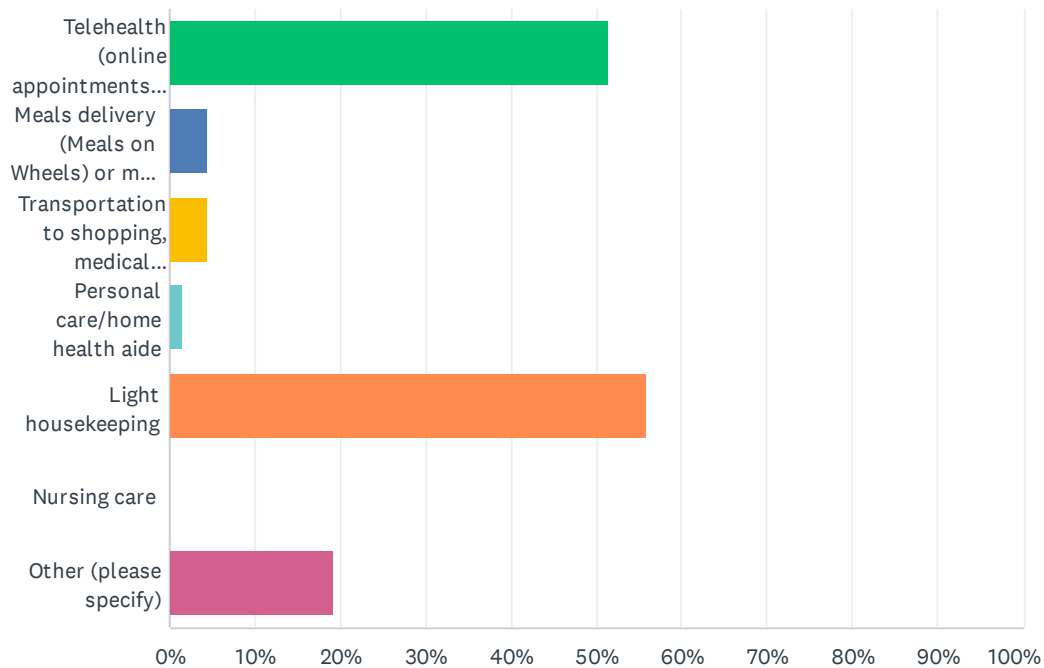
## 2025 University Hills Community Survey - Homeowner Version



	NONE	SOMETIMES	FREQUENTLY	TOTAL	WEIGHTED AVERAGE
Regular gatherings with my friends & neighbors	12.07% 14	41.38% 48	46.55% 54	116	2.34
Hang out at the dog park	86.11% 93	11.11% 12	2.78% 3	108	1.17
UHills sponsored events	21.43% 24	74.11% 83	4.46% 5	112	1.83
Osher Lifelong Learning Institute (OLLI)	91.67% 99	8.33% 9	0.00% 0	108	1.08
Mentoring or volunteering at UCI	55.45% 61	32.73% 36	11.82% 13	110	1.56
UCI groups, events and lectures	25.00% 28	61.61% 69	13.39% 15	112	1.88
UCI Sports events	67.59% 73	26.85% 29	5.56% 6	108	1.38
City of Irvine Senior Center events	87.74% 93	9.43% 10	2.83% 3	106	1.15
Performing arts in OC	21.82% 24	50.00% 55	28.18% 31	110	2.06

## Q13 Do you use any of the following services? (check all that apply)

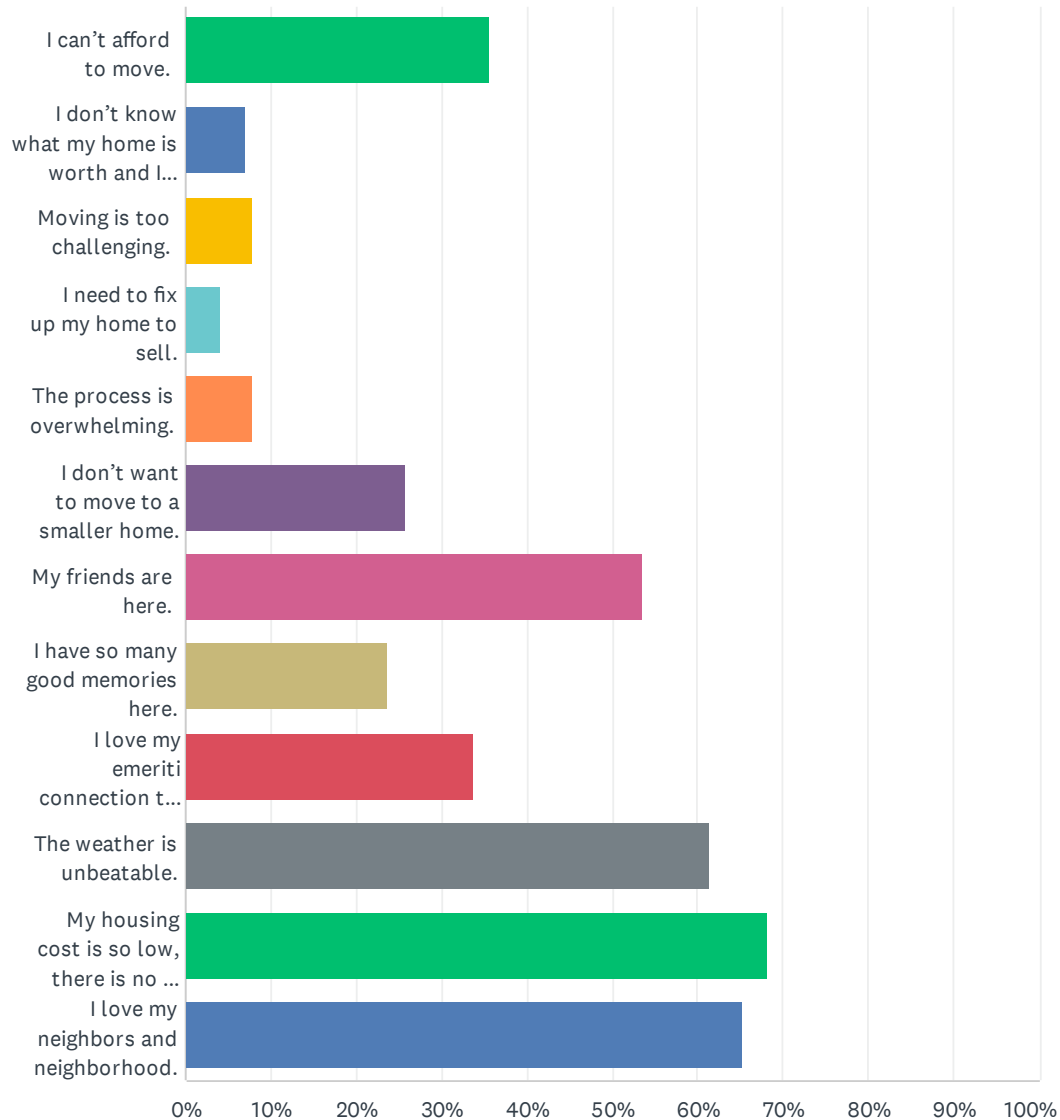
Answered: 68   Skipped: 359



ANSWER CHOICES	RESPONSES	
Telehealth (online appointments with a medical professional)	51.47%	35
Meals delivery (Meals on Wheels) or meal preparation	4.41%	3
Transportation to shopping, medical appointments	4.41%	3
Personal care/home health aide	1.47%	1
Light housekeeping	55.88%	38
Nursing care	0.00%	0
Other (please specify)	19.12%	13
Total Respondents: 68		

## Q14 If you have ever considered moving out of UHills but decided to stay, what are the reasons? (check all that apply)

Answered: 101 Skipped: 326



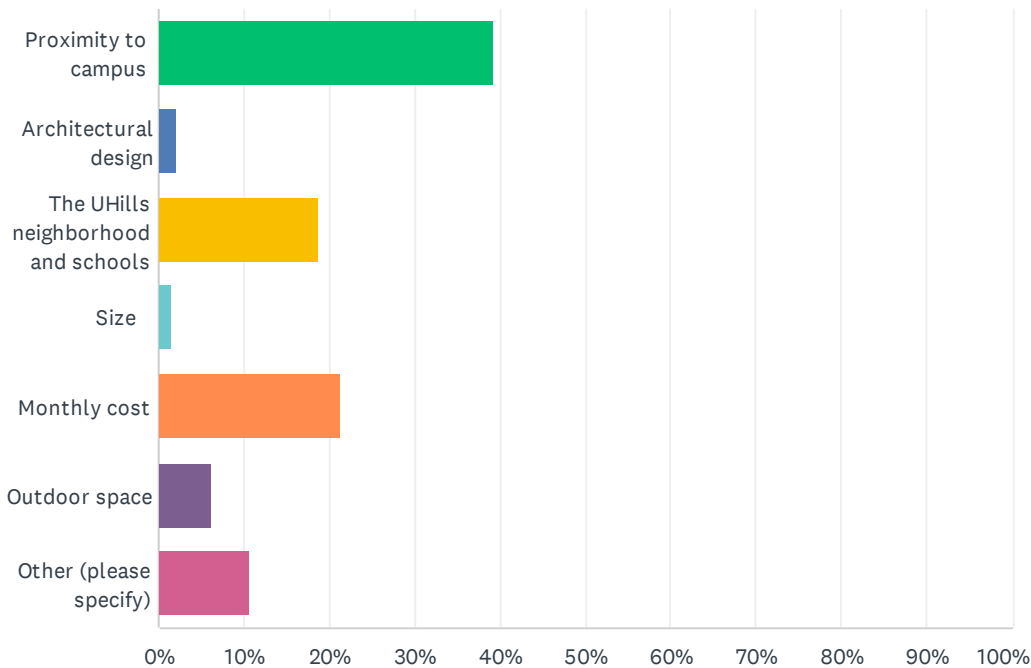
# 2025 University Hills Community Survey - Homeowner Version

ANSWER CHOICES	RESPONSES	
I can't afford to move.	35.64%	36
I don't know what my home is worth and I haven't explored the process.	6.93%	7
Moving is too challenging.	7.92%	8
I need to fix up my home to sell.	3.96%	4
The process is overwhelming.	7.92%	8
I don't want to move to a smaller home.	25.74%	26
My friends are here.	53.47%	54
I have so many good memories here.	23.76%	24
I love my emeriti connection to UCI.	33.66%	34
The weather is unbeatable.	61.39%	62
My housing cost is so low, there is no way I could live in a better place for the same amount.	68.32%	69
I love my neighbors and neighborhood.	65.35%	66
Total Respondents: 101		



# Q15 What do you most like about your home?

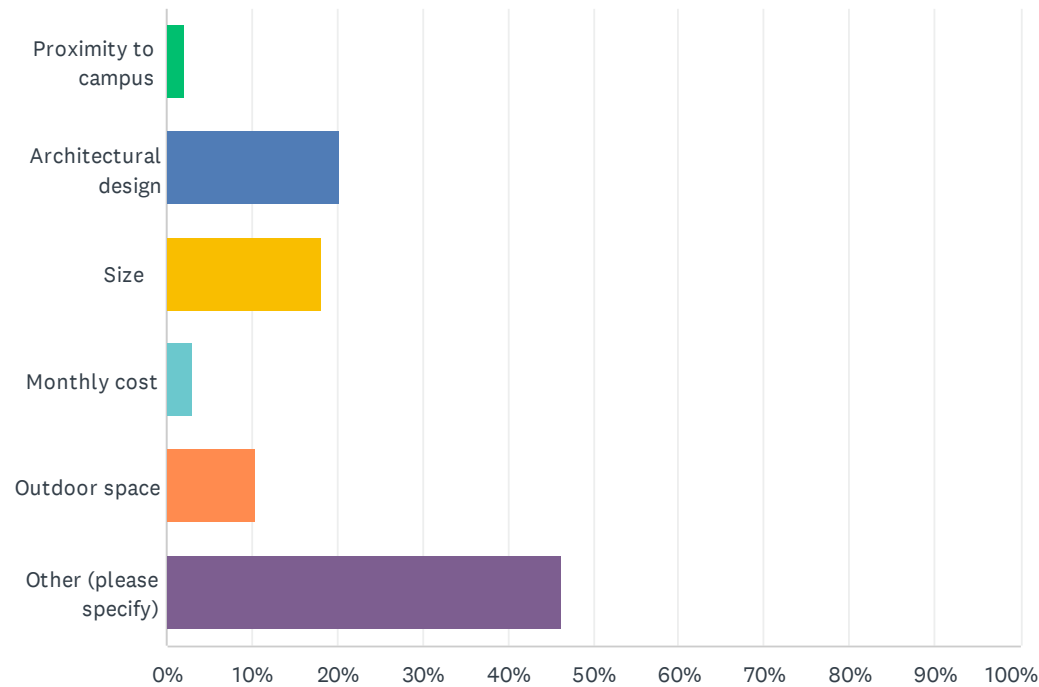
Answered: 384    Skipped: 43



ANSWER CHOICES	RESPONSES	
Proximity to campus	39.32%	151
Architectural design	2.08%	8
The UHills neighborhood and schools	18.75%	72
Size	1.56%	6
Monthly cost	21.35%	82
Outdoor space	6.25%	24
Other (please specify)	10.68%	41
TOTAL		384

Q16 What do you least like about your home?

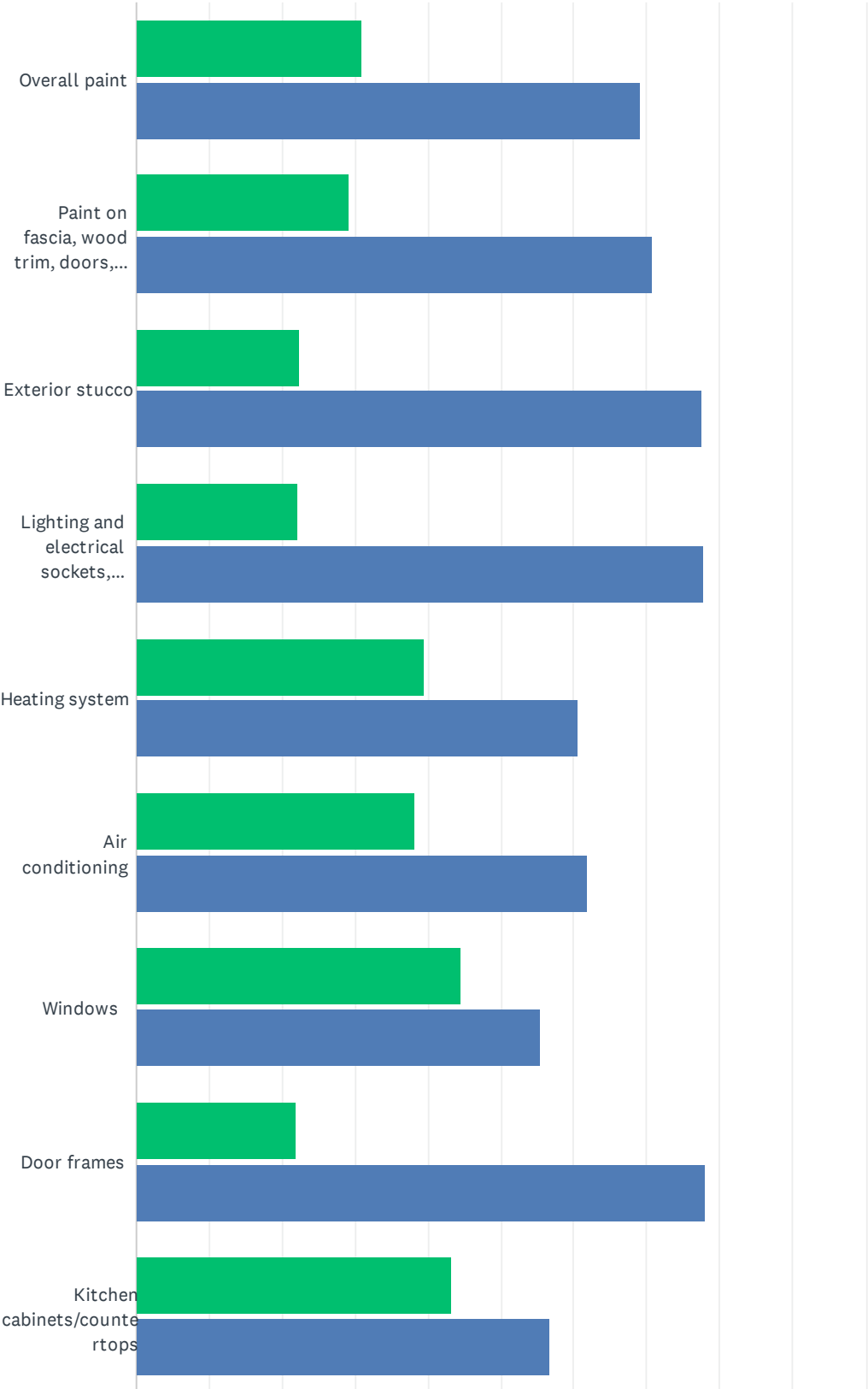
Answered: 327    Skipped: 100



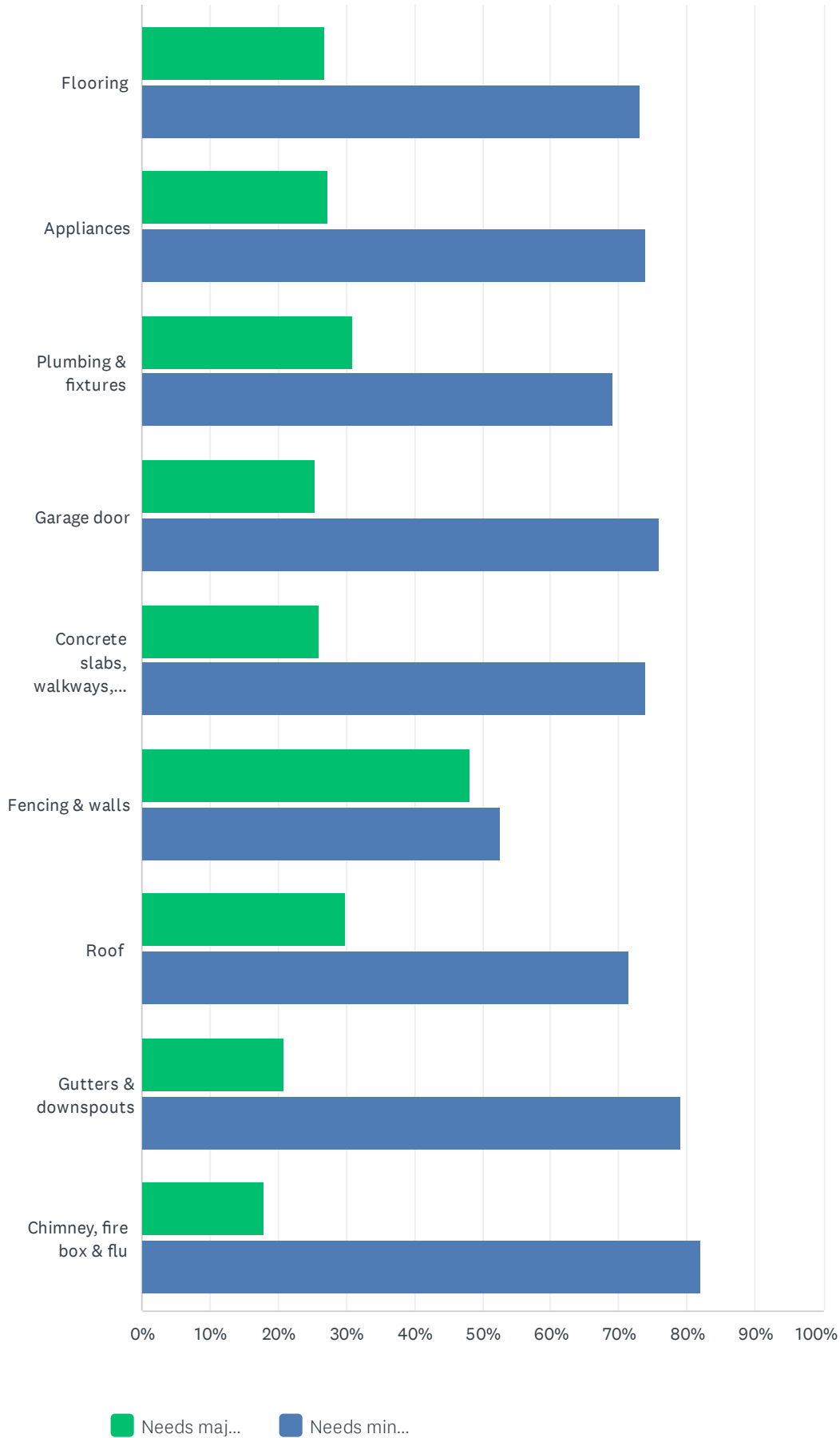
ANSWER CHOICES	RESPONSES	
Proximity to campus	2.14%	7
Architectural design	20.18%	66
Size	18.04%	59
Monthly cost	3.06%	10
Outdoor space	10.40%	34
Other (please specify)	46.18%	151
TOTAL		327

Q17 What about your home could use some care/maintenance? (check all that apply)

Answered: 316    Skipped: 111



2025 University Hills Community Survey - Homeowner Version

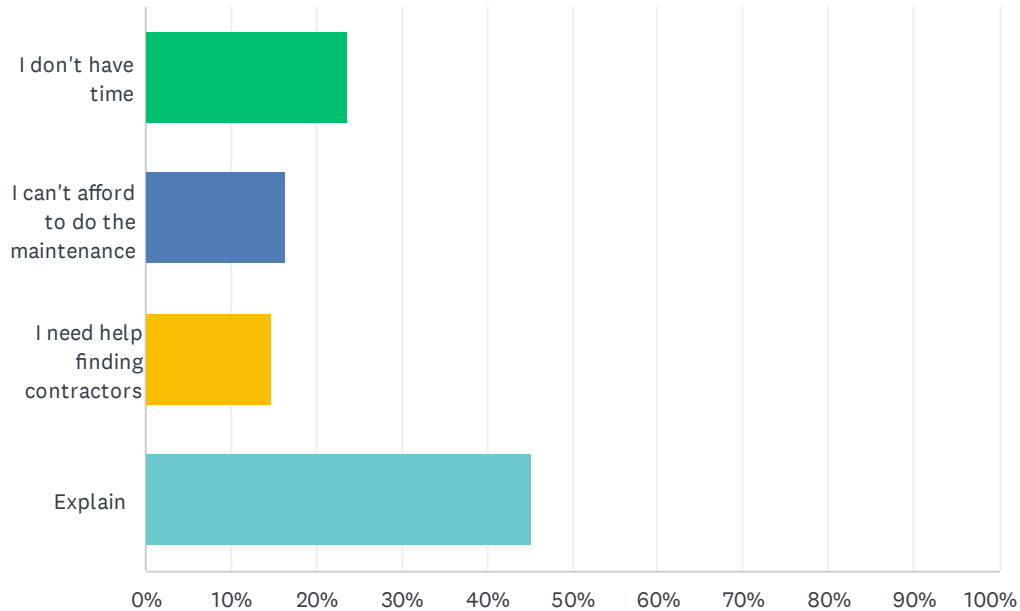


# 2025 University Hills Community Survey - Homeowner Version

	NEEDS MAJOR WORK	NEEDS MINOR ATTENTION	TOTAL RESPONDENTS
Overall paint	30.86% 50	69.14% 112	162
Paint on fascia, wood trim, doors, drywall	29.27% 48	70.73% 116	164
Exterior stucco	22.30% 31	77.70% 108	139
Lighting and electrical sockets, switches	22.12% 23	77.88% 81	104
Heating system	39.47% 30	60.53% 46	76
Air conditioning	38.27% 31	61.73% 50	81
Windows	44.59% 66	55.41% 82	148
Door frames	21.88% 14	78.13% 50	64
Kitchen cabinets/countertops	43.33% 52	56.67% 68	120
Flooring	26.88% 25	73.12% 68	93
Appliances	27.27% 21	74.03% 57	77
Plumbing & fixtures	31.00% 31	69.00% 69	100
Garage door	25.29% 22	75.86% 66	87
Concrete slabs, walkways, patios, driveway	25.97% 20	74.03% 57	77
Fencing & walls	48.18% 53	52.73% 58	110
Roof	29.87% 23	71.43% 55	77
Gutters & downspouts	20.88% 19	79.12% 72	91
Chimney, fire box & flu	18.00% 9	82.00% 41	50

## Q18 If you chose "needs work," what is the main reason for the deferred maintenance?

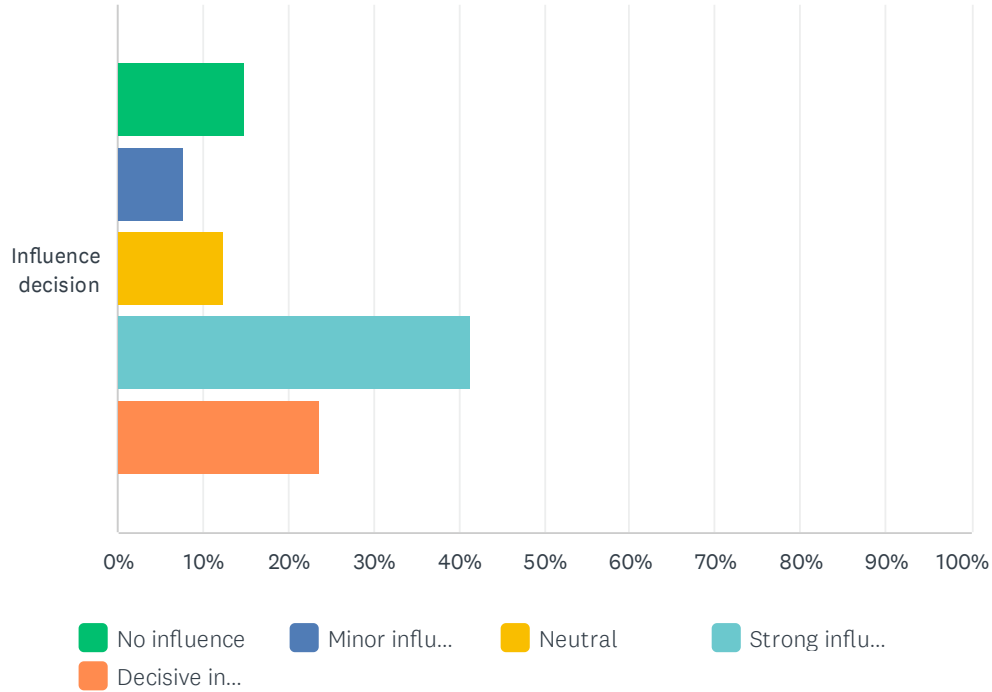
Answered: 279 Skipped: 148



ANSWER CHOICES	RESPONSES	
I don't have time	23.66%	66
I can't afford to do the maintenance	16.49%	46
I need help finding contractors	14.70%	41
Explain	45.16%	126
TOTAL		279

## Q19 To what degree did the availability of housing in University Hills influence your decision to accept employment at UCI?

Answered: 377 Skipped: 50



	NO INFLUENCE	MINOR INFLUENCE	NEUTRAL	STRONG INFLUENCE	DECISIVE INFLUENCE	TOTAL	WEIGHTED AVERAGE
Influence decision	14.85% 56	7.69% 29	12.47% 47	41.38% 156	23.61% 89	377	3.51

## Q20 Landscaping

Answered: 275 Skipped: 152

(Responses have been shortened for readability. To view the full 22 page response report, please contact [barbara.correa@icha.uci.edu](mailto:barbara.correa@icha.uci.edu))

ANSWER CHOICES	RESPONSES	
(a) What landscaping do you like the most, and why?	78.55%	216
(b) Least favorite, and why?	68.36%	188
(c) What landscaping would you like to add or modify?	55.64%	153
(d) Are you interested in seeing more drought-tolerant landscaping? What specifically?	70.91%	195

#	(A) WHAT LANDSCAPING DO YOU LIKE THE MOST, AND WHY?	
1	The native plants in abundance	
2	walkable areas	
3	Common areas behind my house and paths on outskirts of he community	
4	general areas	
5	Things generally look nice	
6	the pocket garden at end of vista and the wispy trees along story walk	
7	Green Grass	
8	common area upkeep is good	
9	Open spaces	
10	Trees	
11	near the community center - it's very nice	
12	Green grass and some shrubs that use less water.	
13	Plants that fit with the home exteriors; community center area	
14	native plants	
15	Pleasing to look at.	
16	Looks nice	
17	Well planned out. I love variety of plants.	
18	what do you mean "what landscaping." I like Japanese and British gardens.	
19	We really like our backyard vs	
20	Open parks	
21	simple and uncluttered	
22	all	
23	In the newer areas the mix of drought tolerant plants is good	
24	Mixed of green with colors	
25	trees (except Eucalyptus)	
26	More color in front of condo properties.	
27	trees and plants	



## 2025 University Hills Community Survey - Homeowner Version

28	I love the native plants like sage
29	Remaining open space
30	Native plants, but there are none
31	The larger greenspaces
32	Landscaping done with succulents and native plants
33	Tree canopies. Landscape tunes my concentration for research.
34	Succulents
35	Trees/grass around the Schubert Ct
36	The natural looking ones
37	plenty of shade.
38	Flowers
39	parks
40	Dog park, which was recently improved (thanks!)
41	Shared facilities
42	Proximity to parks and interesting walking trails
43	Landscaping with lots of trees, shrubs, planting, and flowering bushes/plants. Green is good for human health, and eyes, besides providing cleaner air. This area forms a habitat for many animals, birds, butterflies, bees, etc. It is wonderful to have birds (e.g. crows, owls, humming birds, doves, etc.) squirrels, occasional raccoons, bobcats, coyotes visit. Additionally, migrating birds, monarch butterflies, and others also stop over. Long ago, there were horses, and foxes here.
44	wonderful large trees
45	I think it all is nice - no complaints.
46	shade trees and native plants - more sustainable, better habitat, matches the local landscape in ecological preserve better
47	Open Grass Areas
48	Low maintenance
49	Parks, pool landscaping, trees
50	I enjoy walking my dogs on lower Harvey due to the shade trees overhanging the sidewalk.
51	Trees to provide shade
52	drought tolerant landscaping
53	The flowers are my favorite, the trumpet vines along the fence, butterfly bushes, those little purple lily flowers.
54	Like low maintenance, ecological landscaping
55	Greenbelts with trees, benches, walkways.
56	walk path
57	drought-tolerant flowers, bring color and fauna (birds, butterflies) to the area.
58	succulents, low water needed
59	open space
60	The many parks around the neighborhood, because we like to walk around and be in green areas
61	Trees that provide shades

## Q21 Amenities & Facilities (pools, community buildings, walking paths)

Answered: 302 Skipped: 125

(Individual responses have been shortened for readability. For the full 24-page response report, contact [barbara.correa@icha.uci.edu](mailto:barbara.correa@icha.uci.edu))

ANSWER CHOICES	RESPONSES	
(a) Favorite amenity or facility, and why?	94.37%	285
(b) Least favorite, and why?	42.72%	129
(c) What kind of amenity or facility would you like to add or modify?	56.62%	171
(d) What is your favorite park in University Hills and why?	66.56%	201

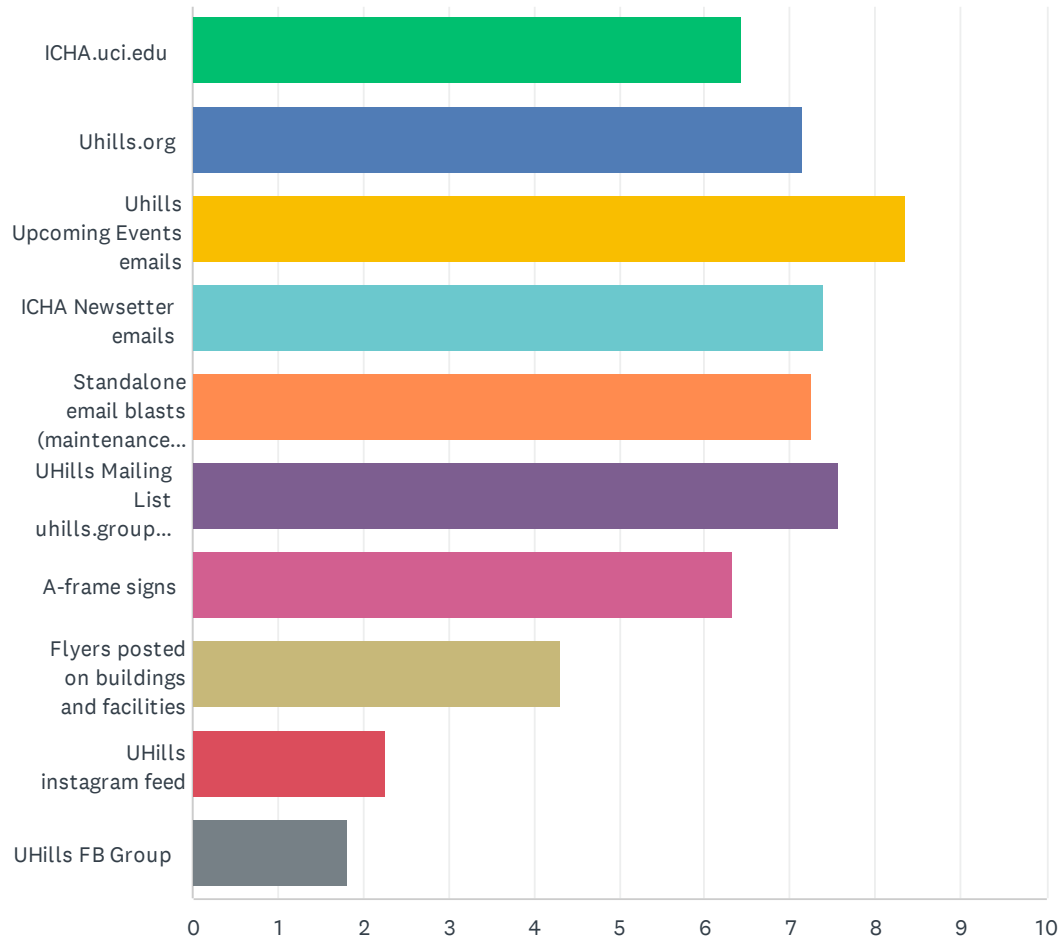
#	(A) FAVORITE AMENITY OR FACILITY, AND WHY?	
1	Walking paths because it is great to be able to go on long walks with the wide sidewalks	
2	Walking paths, dog parks, pools - exercise and daily connection to nature	
3	tennis and pools	
4	Walking paths	
5	swimming pool and jacuzzi	
6	Pool	
7	walking paths because they're well maintained and enjoyable to use	
8	walking paths	
9	Community Center, our multi-purpose gathering space	
10	The Community Center and the picnic area near the tennis courts and Mira MONTSE. I also love Vista Bonita Park	
11	walking paths since that is really the only amenity I use	
12	Walking paths and the pools.	
13	Community center bc of easy access and multi use facilities	
14	Pool, walking paths, playgrounds for kids	
15	lap pools	
16	pools tennis courts	
17	Jacuzzi. Sore muscles and relaxation.	
18	The pool, community center	
19	walkways	
20	ARC. Frequent use.	
21	Walking paths	
22	Pool, well maintained	
23	all	
24	Walking paths	
25	pools	
26	Pools!	

## 2025 University Hills Community Survey - Homeowner Version

27	pools, especially for families with kids
28	Pools, and the Narwahls, and the playgrounds.
29	Pools
30	Pool , dog park before dog passed.
31	community center garden
32	pools - like the multiple options
33	Pools
34	Walking paths
35	Walking pathways, heated pools
36	pools
37	walking paths
38	The small dog park on Gabrielino.
39	walking path; parks; pools
40	Pool; maintain physical fitness.
41	pickleball courts
42	Many, hard to choose a favorite
43	Pickleball court
44	Urey Pool - it is quiet and the bathrooms and showers are updated
45	pools!
46	Tennis court
47	Los Trancos pool
48	Coltrane pool. It has the better amenities.
49	Dog park
50	Swimming pools, well maintained
51	Parks, community center, events
52	community buildings, pathways and paseos.
53	Walking paths and open spaces
54	Nature Preserve, outdoor gym in park at Anteater and Bonita Canyon; walking paths in general, esp the one from Los Trancos pool up to Vista Bonita and the one continuing up to the little knoll overlook, though that one is overgrown
55	pools and tennis courts
56	Picnic areas
57	paseos, vista points
58	Coltrane pool, BLM park, Gabrielino Park
59	Pools, Fields and Sand Volleyball Court
60	Pool
61	walking paths - Beautiful to walk to get exercise for myself & dog
62	Landscaped walking paths facilitate a neighborhood feel.
63	don't use many facilities; do walk on paths, don't know their names

## Q22 What's your favorite channel for finding out what is happening in the community?

Answered: 308 Skipped: 119

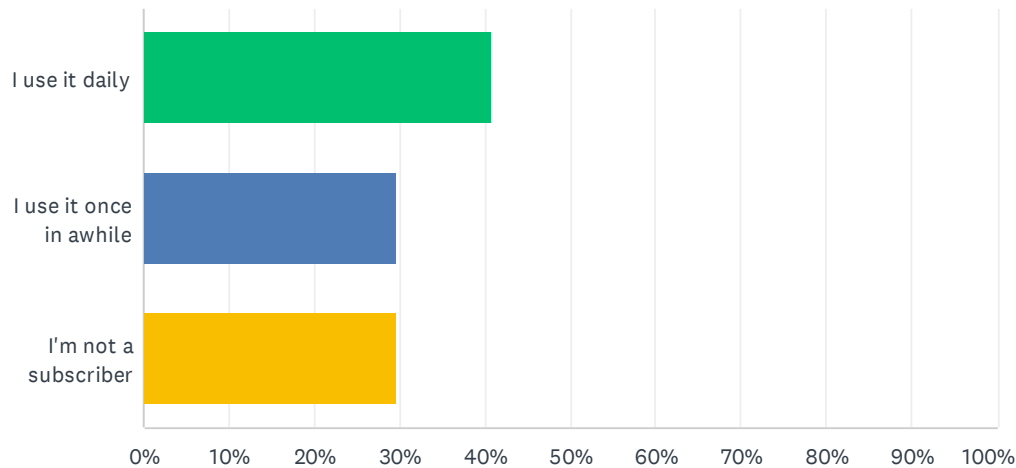


# 2025 University Hills Community Survey - Homeowner Version

	1	2	3	4	5	6	7	8	9	10	T
ICHA.uci.edu	18.75% 30	12.50% 20	7.50% 12	14.37% 23	9.38% 15	10.00% 16	8.75% 14	11.25% 18	0.63% 1	6.88% 11	
Uhills.org	16.32% 31	20.53% 39	18.42% 35	10.00% 19	8.95% 17	8.42% 16	7.89% 15	3.68% 7	4.21% 8	1.58% 3	
Uhills Upcoming Events emails	31.48% 68	23.61% 51	21.30% 46	11.11% 24	6.02% 13	2.31% 5	1.39% 3	1.39% 3	0.46% 1	0.93% 2	
ICHA Newsletter emails	14.57% 29	21.11% 42	15.08% 30	18.59% 37	15.58% 31	7.04% 14	3.52% 7	2.01% 4	1.01% 2	1.51% 3	
Standalone email blasts (maintenance notices, management notices, budget information, etc.)	12.24% 24	18.37% 36	17.86% 35	18.37% 36	14.80% 29	11.22% 22	3.57% 7	1.02% 2	1.02% 2	1.53% 3	
UHills Mailing List uhills.groups.io/g/main	36.16% 81	11.61% 26	11.61% 26	6.70% 15	7.59% 17	14.73% 33	3.57% 8	4.02% 9	1.79% 4	2.23% 5	
A-frame signs	10.78% 22	15.20% 31	8.33% 17	12.25% 25	13.24% 27	9.31% 19	22.06% 45	6.37% 13	1.47% 3	0.98% 2	
Flyers posted on buildings and facilities	1.91% 3	2.55% 4	6.37% 10	4.46% 7	8.28% 13	9.55% 15	20.38% 32	36.94% 58	6.37% 10	3.18% 5	
UHills instagram feed	0.00% 0	0.70% 1	0.70% 1	0.70% 1	0.70% 1	2.82% 4	1.41% 2	16.90% 24	57.04% 81	19.01% 27	
UHills FB Group	1.40% 2	0.00% 0	1.40% 2	0.70% 1	0.70% 1	1.40% 2	4.20% 6	4.90% 7	23.08% 33	62.24% 89	

Q23 About the UHills Mailing List [uhills.groups.io/g/main](https://uhills.groups.io/g/main)

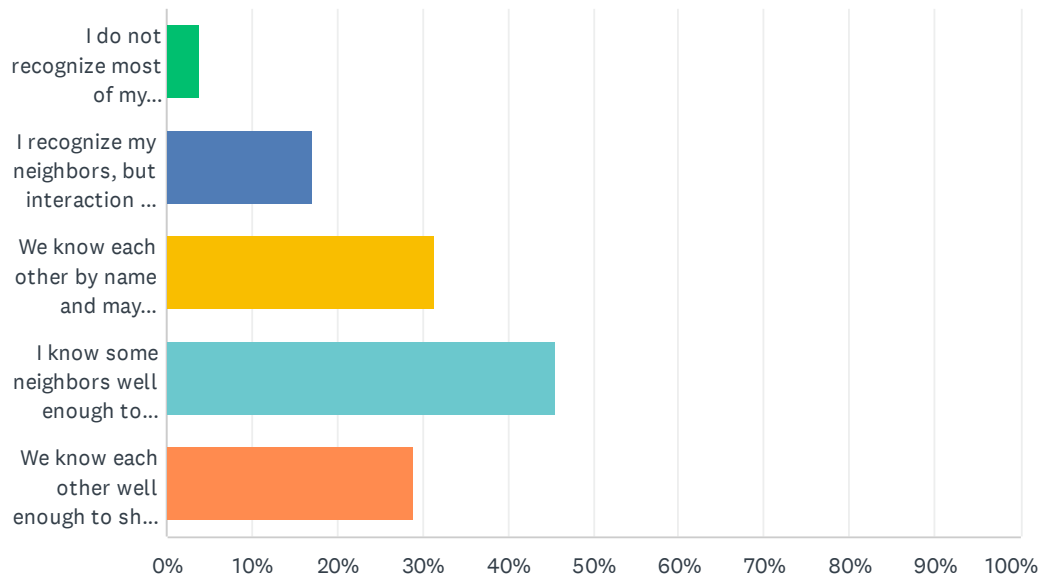
Answered: 341    Skipped: 86



ANSWER CHOICES		RESPONSES	
I use it daily		40.76%	139
I use it once in awhile		29.62%	101
I'm not a subscriber		29.62%	101
TOTAL			341

## Q24 How well do you know your neighbors?

Answered: 348    Skipped: 79



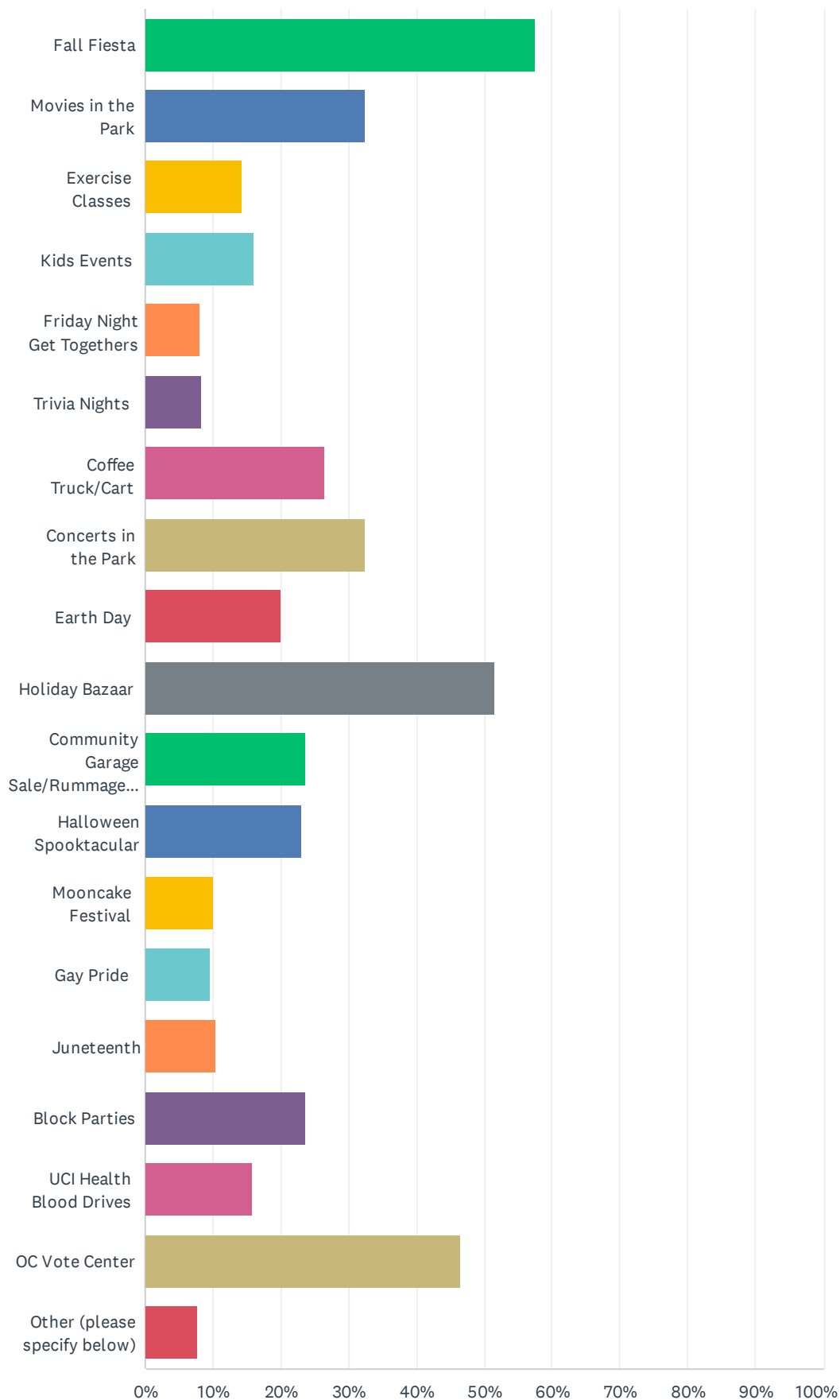
ANSWER CHOICES	RESPONSES	
I do not recognize most of my neighbors.	3.74%	13
I recognize my neighbors, but interaction is limited.	16.95%	59
We know each other by name and may converse.	31.32%	109
I know some neighbors well enough to converse but others not at all.	45.69%	159
We know each other well enough to share a meal.	29.02%	101
Total Respondents: 348		

Q25 What types of community events have you or any member of your household attended in the past three years? Check all that apply.

Answered: 299   Skipped: 128



# 2025 University Hills Community Survey - Homeowner Version

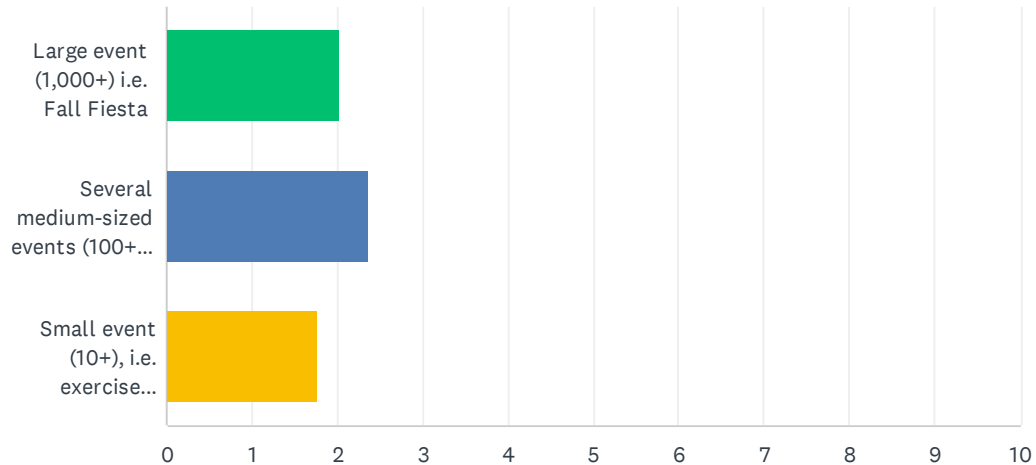


# 2025 University Hills Community Survey - Homeowner Version

ANSWER CHOICES	RESPONSES	
Fall Fiesta	57.53%	172
Movies in the Park	32.44%	97
Exercise Classes	14.38%	43
Kids Events	16.05%	48
Friday Night Get Togethers	8.03%	24
Trivia Nights	8.36%	25
Coffee Truck/Cart	26.42%	79
Concerts in the Park	32.44%	97
Earth Day	20.07%	60
Holiday Bazaar	51.51%	154
Community Garage Sale/Rummage Sale	23.75%	71
Halloween Spooktacular	23.08%	69
Mooncake Festival	10.03%	30
Gay Pride	9.70%	29
Juneteenth	10.37%	31
Block Parties	23.75%	71
UCI Health Blood Drives	15.72%	47
OC Vote Center	46.49%	139
Other (please specify below)	7.69%	23
Total Respondents: 299		

## Q26 Regarding community gatherings, which would you or other members of your household prefer? Please rank in order of preference.

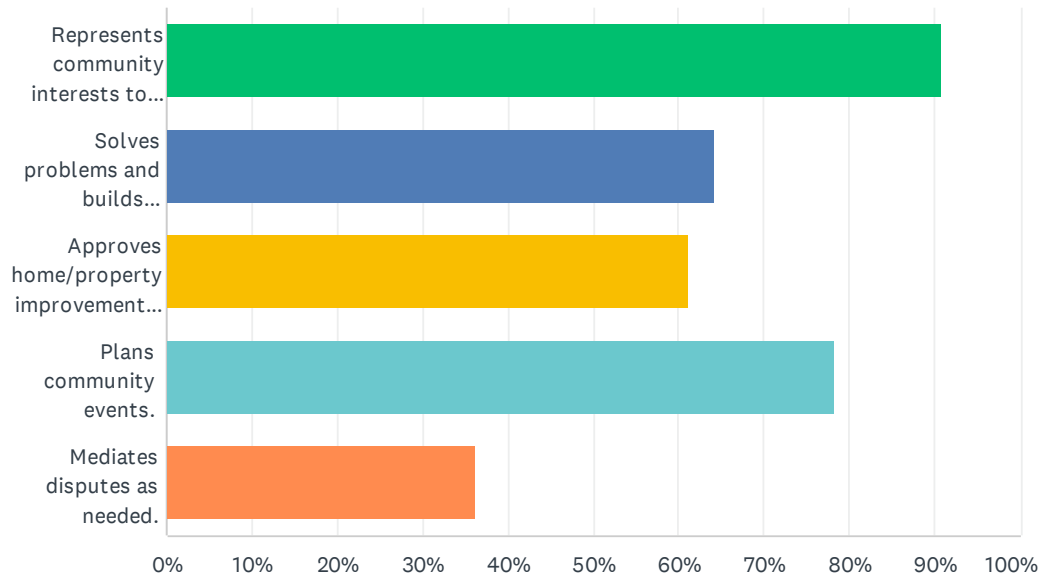
Answered: 249 Skipped: 178



	1	2	3	TOTAL	SCORE
Large event (1,000+) i.e. Fall Fiesta	34.84% 77	32.58% 72	32.58% 72	221	2.02
Several medium-sized events (100+) throughout the year, i.e. Spooktacular	44.89% 101	46.22% 104	8.89% 20	225	2.36
Small event (10+), i.e. exercise classes	29.68% 65	17.81% 39	52.51% 115	219	1.77

**Q27 Are you aware of the Homeowners' Representative Board, and what it does? If yes, please check HRB responsibilities you are familiar with (check all that apply). The HRB:**

Answered: 270 Skipped: 157

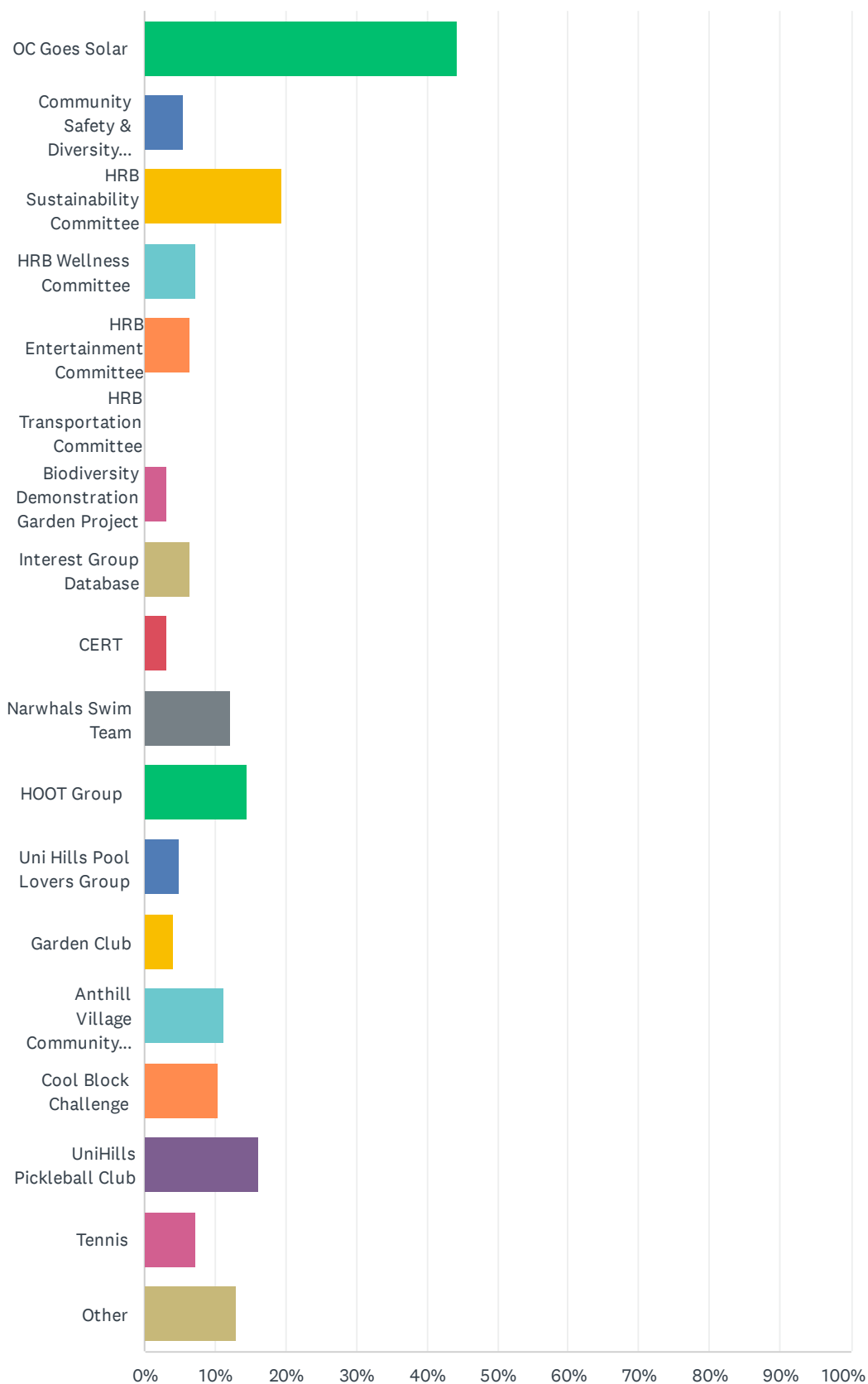


ANSWER CHOICES	RESPONSES	
Represents community interests to ICHA.	90.74%	245
Solves problems and builds community.	64.07%	173
Approves home/property improvement requests.	61.11%	165
Plans community events.	78.15%	211
Mediates disputes as needed.	36.30%	98
Total Respondents: 270		

Q28 What HRB committees or community groups have you or members of your household been involved with in the past year, either as a volunteer or participant? (All that apply)

Answered: 124   Skipped: 303

# 2025 University Hills Community Survey - Homeowner Version

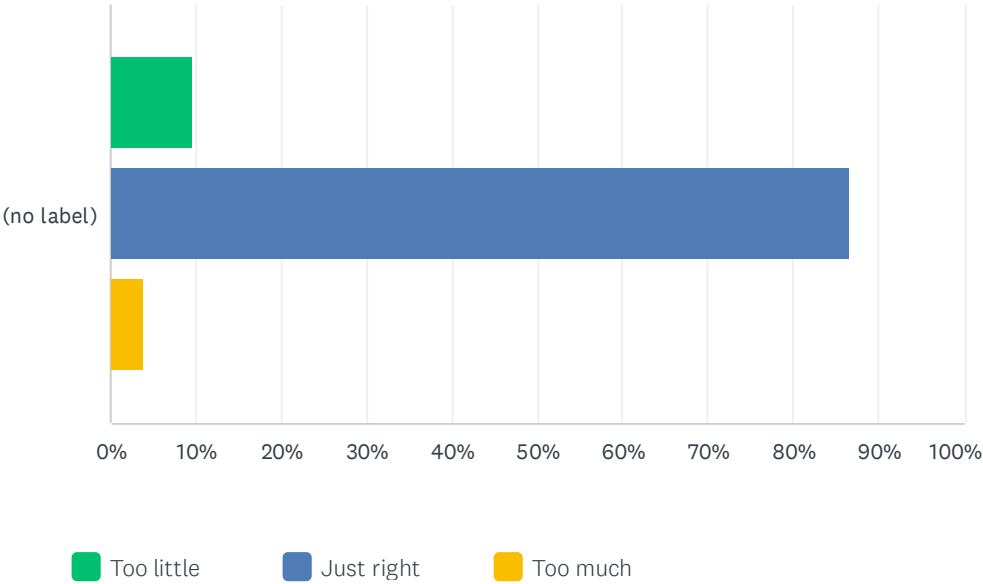


# 2025 University Hills Community Survey - Homeowner Version

ANSWER CHOICES	RESPONSES	
OC Goes Solar	44.35%	55
Community Safety & Diversity Working Group	5.65%	7
HRB Sustainability Committee	19.35%	24
HRB Wellness Committee	7.26%	9
HRB Entertainment Committee	6.45%	8
HRB Transportation Committee	0.00%	0
Biodiversity Demonstration Garden Project	3.23%	4
Interest Group Database	6.45%	8
CERT	3.23%	4
Narwhals Swim Team	12.10%	15
HOOT Group	14.52%	18
Uni Hills Pool Lovers Group	4.84%	6
Garden Club	4.03%	5
Anthill Village Community Garden	11.29%	14
Cool Block Challenge	10.48%	13
UniHills Pickleball Club	16.13%	20
Tennis	7.26%	9
Other	12.90%	16
Total Respondents: 124		

Q29 How would you rate the amount of community events in University Hills?

Answered: 282    Skipped: 145

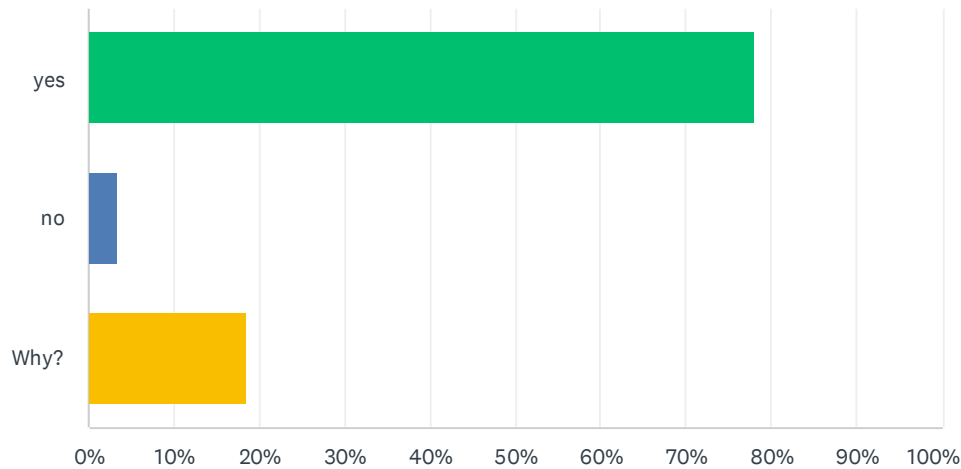


	TOO LITTLE	JUST RIGHT	TOO MUCH	TOTAL	WEIGHTED AVERAGE
(no label)	9.57% 27	86.52% 244	3.90% 11	282	1.00



Q30 Based on your experience, is University Hills a welcoming community?

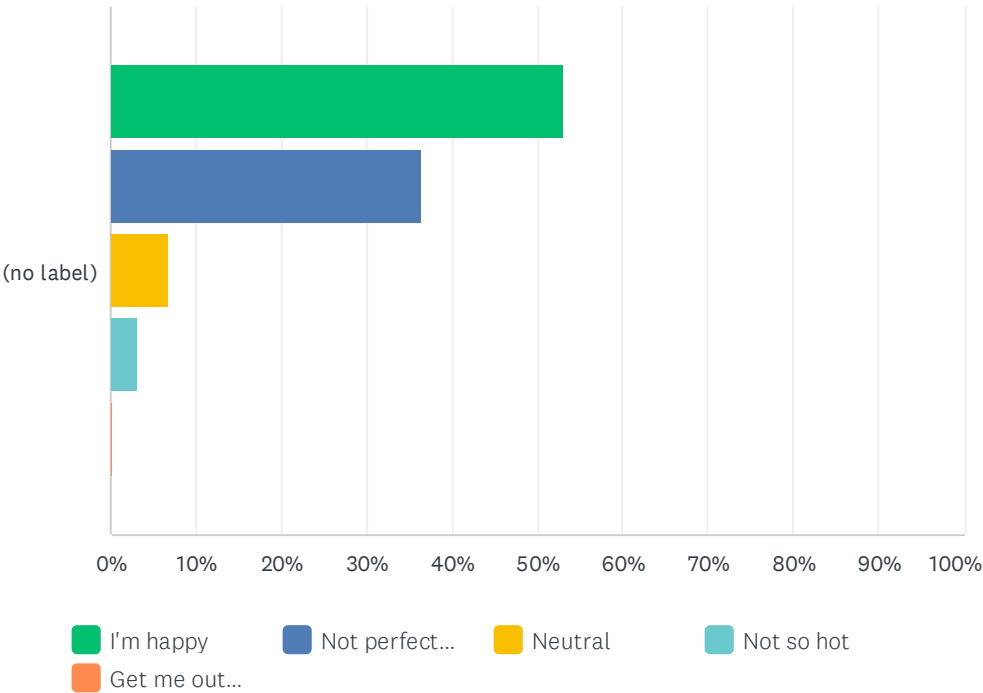
Answered: 324    Skipped: 103



ANSWER CHOICES		RESPONSES	
yes		78.09%	253
no		3.40%	11
Why?		18.52%	60
TOTAL			324

Q31 All things considered, how is your life in University Hills?

Answered: 348    Skipped: 79



	I'M HAPPY	NOT PERFECT BUT PRETTY GOOD	NEUTRAL	NOT SO HOT	GET ME OUT OF HERE	TOTAL	WEIGHTED AVERAGE
(no label)	53.16% 185	36.49% 127	6.90% 24	3.16% 11	0.29% 1	348	1.61