Associate a Research Participant to a Clinical Trial Alert (CIS Alert)

Associating patients to the Clinical Trial Alert (CIS alert) can be accomplished in 2 ways. Through Discern 2.0 (DA 2.0) or the CIS patient electronic record via Discern 2.0. DA 2.0 allows the user to add the participant(s) while outside of the clinical record. Discern 2.0 allows the user to add the participant to the CIS Alert while in the electronic medical record. The instructions below will assist the user through either process.

CIS

From the Cerner application select CIS to add a patient through the EMR or DA 2.0

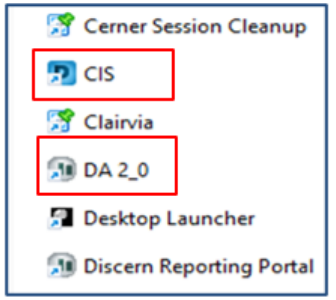

Accessing Clinical Trial Build through Discern Analytics 2.0

1. Open "Discern Analytics 2.0" within the participant record

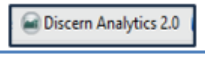

OR

2. Open "DA 2.0" from the Application Menu.

3. Select "Published Reports".
4. From the Folders, Select "Clinical Trials" and "Clinical Trial Build". Select the "Launch" feature if it appears. The form will open, and you will proceed with the instructions below.

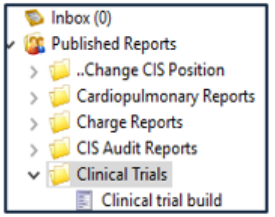

Clinical Trial Build: Associate Patients to a Trial

1

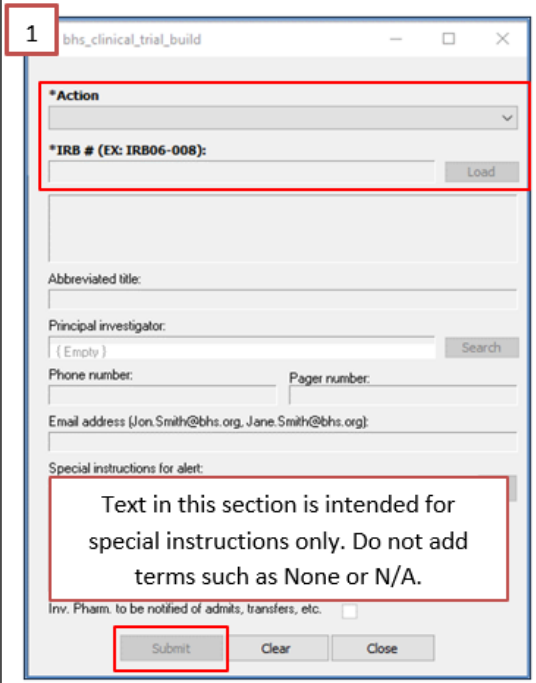

1.*Action: From the dropdown select "Associate Patients to a Trial".
2. *IRB # (EX: IRB06-008): Enter BH##-###
3. "Load" and "Submit"

2

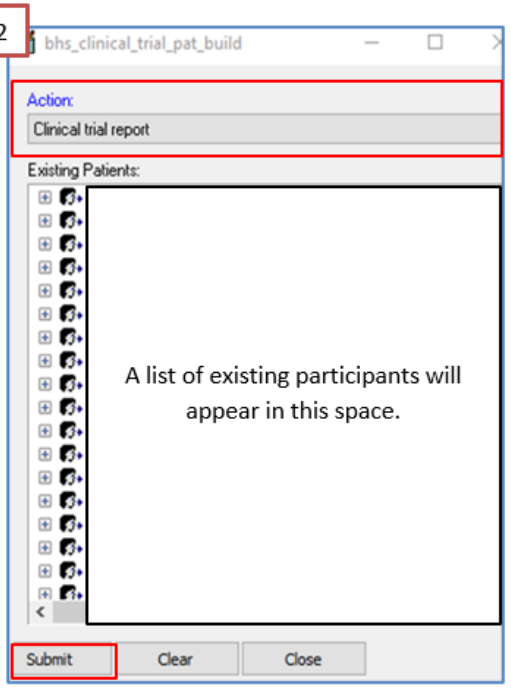

4. Action: From the dropdown select "Add New Patient" and "Submit"

3

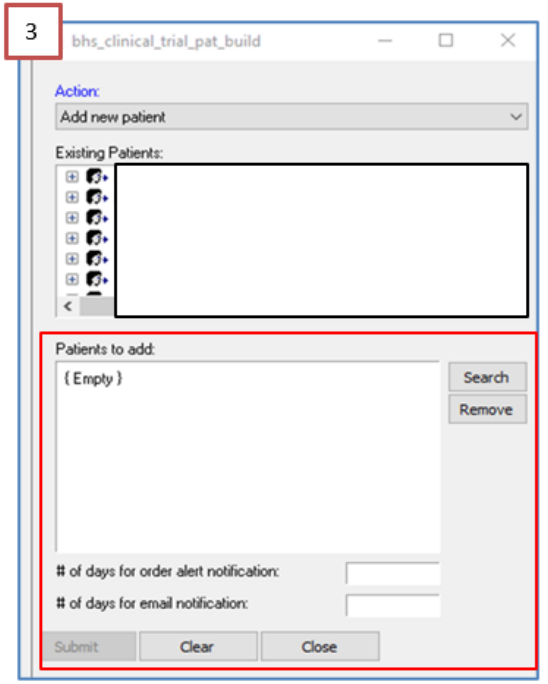

5. From "Patients to add" select "Search". The CIS patient search screen will open.
6. Enter the Patient Name and DOB or the MRN and select the correct patient.
7. Select "OK".
8. Enter the number of days for the "order alert" and "email" notification; Select Submit and Close.
9. Remove Participants in the same manner.

Baystate Health | ADVANCING CARE. ENHANCING LIVES.

Open Chart and the Clinical Trial Alert

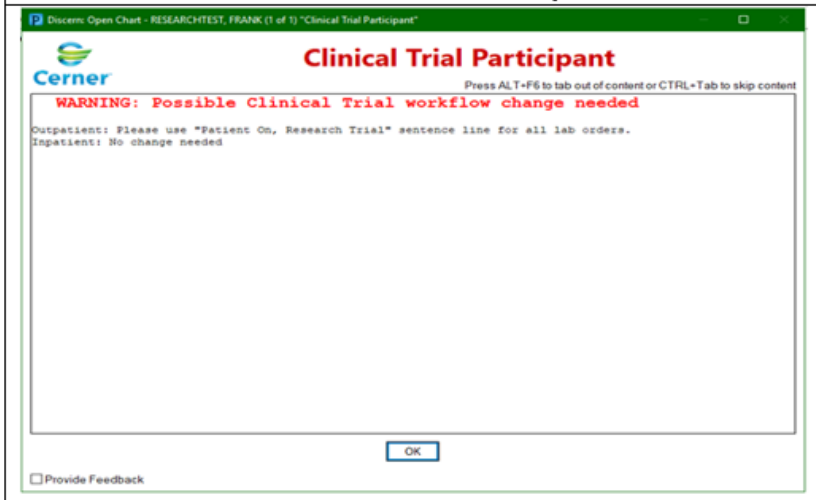

Open Chart is feature that has been added to CIS Alerts. When the chart is opened at any Baystate office or facility, the Clinical Trial Participant pop up is triggered.

Special Instructions within the Clinical Trial Alert request form completed at the time of the Initial Submission must be clear and succinct. Do not add None or N/A to this section.

Quick Tips to Associate Participant to a Clinical Trial via the Cerner App

1.From the Cerner app menu open DA 2.0 **or** in CIS open Discern Analytics 2.0 within the patient EMR
2. Select Published Reports
3. Select Clinical Trials
4. Select Clinical Trial Build
5. Open the form, in the Action box select “Associate patients to a trial” from the dropdown
6. Enter the IRB# as BH##-###
7. Select “Load” and “Submit”
8. Patient list will appear. Select Action and from the drop down “Add new patient”
9. In “Patients to add “select “search” and enter the patients name and DOB or MRN
10. Select the correct patient and select “OK”
11. Add the number of days for the “order alert” and “email”
12. Select “Submit” and “Close”.