

## About Paper

Paper has for centuries been the substrate of choice for much of the art world. The most popular is made by “Arches”. These papers are produced at paper mill of Moulin du Roy (Ardèche, France) since 1492 (Year of Columbus). That mill is still a major player in the production of papers used by artists today. If you are interested in the present day position of “Arches” in the world of commerce

<http://www.wetcanvas.com/forums/archive/index.php/t-1337443.html>

As you have already surmised, these papers have special requirements for archival purposes. They must be all natural without acid or any other kind of chemicals. Good paper will preserve colour and remain intact for centuries.

The paper’s life begins when the cotton pulp is mixed with cotton linters . These are fibers from the cotton seed. The most important additive is the sizing agent which is added internally and to the surface the paper. Sizing agents are commonly used to prevent paper from blurring with water or ink and to provide water resistance to paper. It possible to control the degree of water resistance and ink absorption to get the desired paper quality. “Arches” has for centuries used a natural gelatinous substance for sizing.

<https://www.seikopmc.co.jp/english/products/paper/ws.html>

The pulp mixture is then poured into a cylinder mold that emulates handmade papers. The finished paper will have 2 natural deckles edges and 2 tear edges. The texture will be even. Handmade papers, on the other hand, have 4 deckles edges and an unsmooth lay to the fibers. The terms “Hot Press” smoother paper which gives a smoother paper surface and “Cold Press” rougher paper are self descriptive at this stage of the paper making process. The short term .gsm you will see when you look up papers means grams per square meter. This refers to the weight of a ream of papers.

“Arches” Printmaking papers, which is what I use, come in 3 types “Arches 88”, “Arches Cover,” and “BfK Rives.”

<https://www.arches-papers.com/our-papers/>

Perform these tests on the above papers yourself for water absorbency – a sizing test.

Use a cobalt blue and the rest of the primaries to test colour. You can see 3 variations in sizing. The “88” is very absorbent with almost no sizing. This is called “waterleaf” paper. Other quality determinations are for papers that are durable and archival.



My Giclees use different papers <https://www.hahnemuehle.com>

To buy my “Works on Paper” <https://carolefinnartist.com/product-category/artwork/>



1:The Pear  
Acrylic/Touche  
27"x24" (F)  
\$650



2:Delphinium/Iris  
Impasto on Paper  
20"x17"  
\$250



3:Delphiniums/ Iris 4/6  
Impasto on Paper  
20"x17"  
\$250



4:Evening Garden  
Impasto on Paper  
17"x21"  
\$250



5: Fall Hydrangea  
Silkscreen on Paper  
24"x29"(f)  
\$495



6:Passion Vine 1  
Silkscreen on Paper  
24"x29"(f)  
\$495



7:Passion Vine 2  
Silkscreen on Paper  
24"x29"(f)  
\$495



8-Swirls in Blue  
Impasto On Paper  
17"x20"  
\$195



9-Swirls in Yellow  
Impasto On Paper  
17"x20"  
\$195















10- The Apple  
Impasto On Paper  
17"x20"(F)  
\$250



11-Woodland Cluster  
Impasto on Paper  
20"x17"  
\$195



12-A Moment Repeating  
Litho Stone On Paper  
29"x36"(F)  
\$495

			
<p>13:FadingFromMemory Litho Stone On Paper 30"x28"(F) \$495</p>	<p>14-Primal Growth 4/4 Litho Stone On Paper 36"x30"(F) \$495</p>	<p>15-The Struggle WaterlessLitho Paper 29"x23" \$395</p>	<p>16-Uncertain Future 2/5 Litho Stone On Paper 50"x22"(F) \$495</p>
			
<p>17- Yoga Serenity Litho Stone On Paper 30"x28"(F) \$495</p>	<p>18:Study3withLine/Wash Mixed Media On Paper 38"x32" \$550</p>	<p>19:Study4Line/Wash Mixed Media On Paper 38"x32" \$550</p>	<p>20:InteractionWithPack Woodcut/PlateOn Paper 34'X28" \$550</p>
			
<p>21:Azalea 2 Woodcut/SilkscreenPaper 24"x29"(f) \$495</p>	<p>22:Coneflowers Silkscreen on Paper 24"x29"(f) \$495</p>	<p>23:Perennialhibiscus Silkscreen on Paper 24"x29"(f) \$495</p>	<p>24:Trees In Sunset Silkscreen on Paper 24"x29" \$350</p>



25:StrollthroughForest  
Silkscreen on Paper  
24"x29"  
\$350

26:Azalea 1  
Silkscreen on Paper  
24"x29"(f)  
\$495

27:Cana Lilyies1  
Silkscreen on Paper  
24"x29"(f)  
\$495

28-Cana Lillies 2-  
Silkscreen on Paper  
24"x29"(f)  
\$495



29:After SummerStorm  
Silkscreen on Paper  
24"x29"  
\$350

30:Spring Meadow  
Silkscreen on Paper  
24"x29"  
\$350

31:Spring Fantasy  
Silkscreen on Paper  
24"x29"  
\$350

32:Sunny Autumn  
Silkscreen on Paper  
24"x29"  
\$350



33-Fall Asters  
Silkscreen on Paper  
24"x29"(f)  
\$495

34:Frogs are aHiding  
Litho Stone On Paper  
30"x28"(F)  
\$495

35- Nasturtiums 1  
Silkscreen on Paper  
24"x29"(f)  
\$495

36- Nasturtiums2  
Silkscreen on Paper  
24"x29"(f)  
\$495