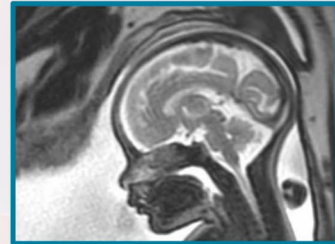
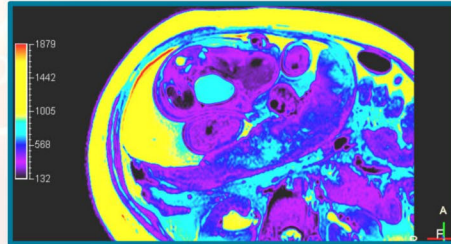

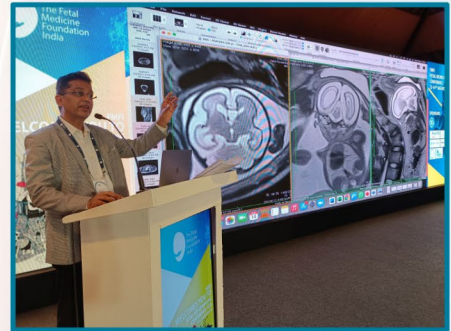
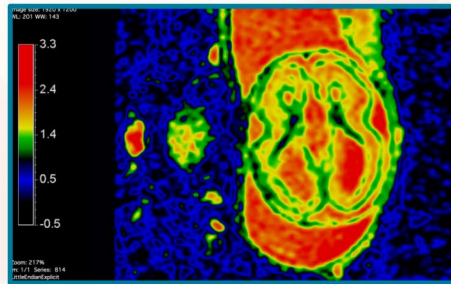


# Fetal MRI Community

FMRC Founded-April 2024, New Delhi.





## Background

With rapid advancements in **Imaging Technology**, **Fetal MRI** has now emerged as an important modality for Imaging of the Fetus. **Fetal MRI is a key ‘problem-solving’ Imaging** option after the initial Ultrasound assessment. Fetal MRI offers an **additional dimension for the comprehensive fetal evaluation**. The incremental value of Fetal MRI offers additional information for **better prognostication, parental counselling and evidence-based clinical decision-making**.

As per **Medical Termination of Pregnancy (Amendment) Act, 2021**, the gestational limit for termination of a pregnancy in India has been increased from 20 to 24 weeks, in special cases. This allows an **additional window period of 4 weeks when MRI** may be optimally performed for detailed assessment of the fetal structures and to rule out the possibility of an underlying structural abnormality. This is likely to have positive impact on Fetal MRI in India in terms of its use in clinical practice.

**Fetal MRI Community (FMRC)** is an initiative to collectively embark on this journey towards advanced ‘**Multi-Modality Fetal Imaging**’ where **Ultrasound is offered as the First-Line Imaging option and Fetal MRI as a Robust ‘Problem-Solving’ Imaging Modality**.

## Vision & Objectives:

1. To serve as the common platform for the Radiologists and other experts who utilize Fetal MR Imaging in clinical and academic practice.
2. To establish & continually improve acquisition technique and protocols for fetal MRI studies.
3. To understand & implement the learning points for optimal image interpretation in Fetal MRI.
4. To set highest standards of fetal MRI practice in India with positive impact on patient care.
5. To create greater awareness among clinicians and patients regarding the role of Fetal MRI.
6. To work towards the growth and advancement of the clinical fetal MRI practice in India.
7. To promote the practice of advanced ‘multi-modality fetal imaging’ where ultrasound is offered as the first-line imaging option and fetal MRI as a robust ‘problem-solving’ imaging modality.

<b>Academic Activities</b>	Conference	<b>FMRC Annual Conference</b>
	Venue	<b>ONSITE</b>
	Duration	<b>Saturday &amp; Sunday, April 1<sup>st</sup> / 2<sup>nd</sup> week.</b>
	Conference	<b>Short CME's &amp; Research Collaboration Meetings</b>
	Venue	<b>ONLINE</b>
	Duration	<b>1 meeting in every 3 Months (2-3 hours).</b>
<b>Forthcoming Event</b>	Conference	<b>3rd Fetal MRI Course</b>
	Date	<b>19<sup>th</sup>-20<sup>th</sup> April 2025</b>
	Venue	<b>Auditorium Indraprastha Apollo Hospitals, New Delhi</b>
<b>Quarterly Event</b>	Newsletter	<b>FMRC Newsletter</b>
	Duration	<b>Quarterly</b>

## FMRC - *Office Bearers*



**Dr. Nitin P Ghonge**  
Founder President



**Dr. Rijo Mathew**  
Founder Vice-President



**Dr. Nidhi Goyal**  
Founder Secretary-Treasurer

## *Executive Committee Members*



**Dr. R. Rajeswaran**



**Dr. Priscila Joshi**



**Dr. Bavaharan Rajalingam**



**Dr. Smita Manchanda**



**Dr. Sumathi Natarajan**



**Dr. Venu Singla**



**Dr. Anjali Prakash**





## Membership Fee Structure

Founder Membership	Life Membership	Honorary Membership	Overseas Membership	Associate Membership
₹5,000/-	₹7,000/-	Complimentary	₹10,000/-	₹3,000/-

## Type of Membership

### **PRIMARY MEMBERSHIP**

Radiologists-MD / DMRD/ DNB Degree in Radiology / Radio-diagnosis (MCI/NBE Accredited).

- Founder Member** Members who joined FMRC at its inception (6<sup>th</sup> April-30<sup>th</sup> April 2024).
- Life Member** Members who joined FMRC after paying Life Membership fee.
- Honorary Member** A person considered suitable and desirable by the General Body may be enrolled as a Honorary member (National / International).
- Overseas Member** Medical practitioner registered outside India and practicing Fetal MRI shall be eligible for membership of this category.

### **ASSOCIATE MEMBERSHIP (LIMITED PRIVILEGES AND RIGHTS)**

- Fetal Medicine Specialist-Fellowship Training [FMF or NBE in Fetal Medicine].
- Bio-medical Researchers or MRI Physicists with work experience in Fetal MRI.
- Post-Graduate Student-MD / DMRD/ DNB Degree Course in Radiology / Radio-diagnosis.

## Membership Application Process

The **membership form is available online [www.fetalmricommunity.org](http://www.fetalmricommunity.org)** which should be filled and submitted. The applicable membership fee should be paid online as per the instructions. The payment details along with degree certificates and registration certificates should be mailed.

## Get in Touch

**Address** CT/MRI Room, Dept of Radiology,  
Indraprastha Apollo Hospital, New Delhi

**Phone** +91-11-7179-2065

**Mobile** +919811135957

**Email** [fetalmricommunity@gmail.com](mailto:fetalmricommunity@gmail.com)

**Website** [www.fetalmricommunity.org](http://www.fetalmricommunity.org)



Follow us  
[@fetal.mri.community.fmrc](https://www.facebook.com/fetal.mri.community.fmrc)