

# Downloading the **NOW** Mobile App

Stay connected to the information you need anywhere you go. Allow push notifications to make sure you never miss an important update.

## INSTALLING THE APP

### First things, first:


You need to have the Intelligent Hub installed on your mobile device.

If you use Outlook or other organizational apps, you should already have the hub installed and can skip to the instructions below.

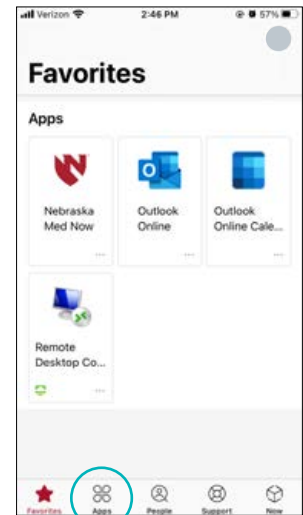
If you do not have the Intelligent Hub, install (or re-install) the app on your Apple or Android device by visiting this [intranet link](#) and following the step-by-step guide that applies to you.

If you're not already logged into the network, you will be prompted for your network ID and password in order to access the site.

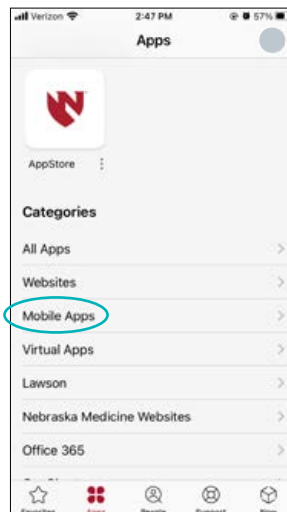
### Now, let's get started:



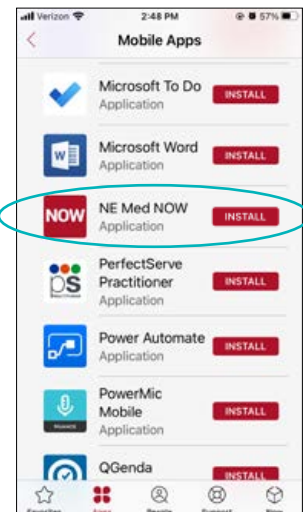
1. Open the **Intelligent Hub** app on your mobile device



2. Select **"Apps"** at the bottom of your screen



3. Select **"Mobile Apps"** within the categories



4. Locate the **"NE Med NOW"** app
5. Click **"Install"**



6. Once installed, open the app and log in
7. Allow push notifications when prompted