



## The Arc of California – Community Impact Survey (*Topline Outcomes*)

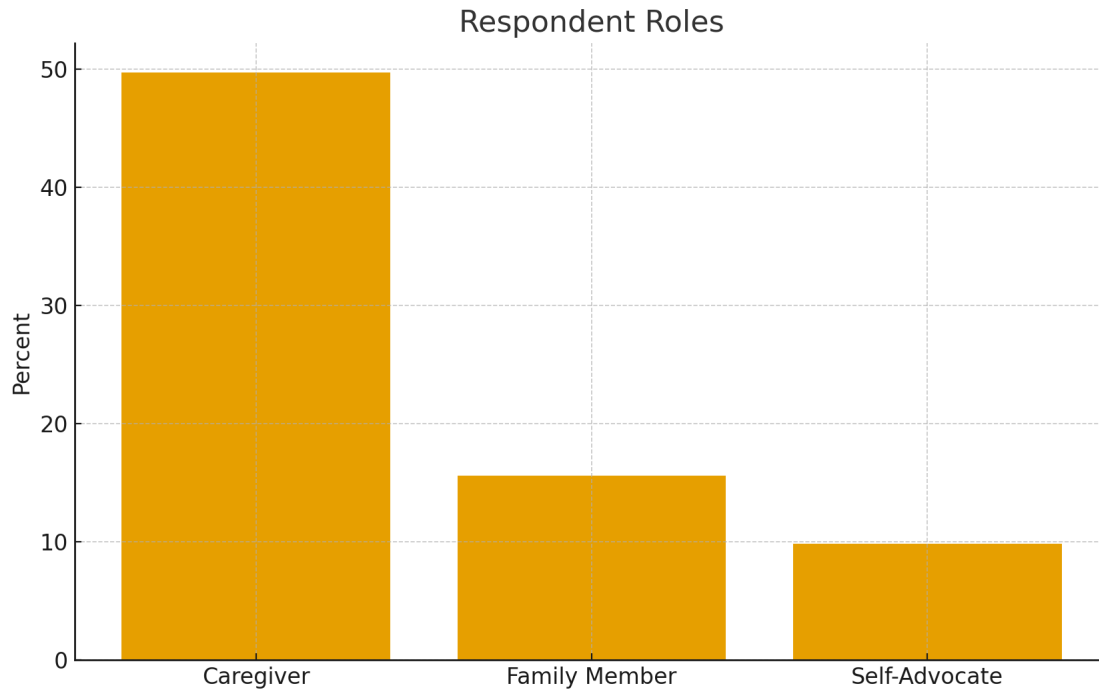
This executive summary highlights key findings from The Arc of California's Community Impact Survey. The survey gathered more than 800 responses, primarily from parents, caregivers, and family members of individuals with disabilities.

### Key Takeaways

- **Medicaid/Medi-Cal remains the top advocacy concern** of respondents. Majority of respondents commented that they don't understand how the cuts will directly impact their work, or services and supports, causing stress and anxiety.
- **Housing Shortage Crisis:** Affordable and accessible housing is a secondary but critical priority.
- **Immigration Impact:** While more than half (53%) reported being unsure of how immigration enforcement or policy changes are impacting the larger community, 13% have reported support staff, individuals with disabilities and caregivers withdrawing from services or employment due to safety concerns. Additionally, there were some comments that suggested confusion on this topic, signaling a need for further public education.
- **Ageing Caregiver Base:** Respondents skew older than in previous surveys. Future planning resources and supports for aging parents and their adult family member with disabilities is needed.
- **Caregiver Audience Segment:** The majority of respondents are serving as primary caregivers.
- **Social media use: Facebook (73%), YouTube (45%)** continue to be the most widely used social media platforms among respondents, while X (Twitter) has the least amount of users at **6%**.

## Who Responded

- 58.6% responded on behalf of a person with a disability
- 41.4% responded for themselves
- 49.7% were primary parents/caregivers
- Respondents skewed older: 42.7% age 65+, 41.9% age 45–64



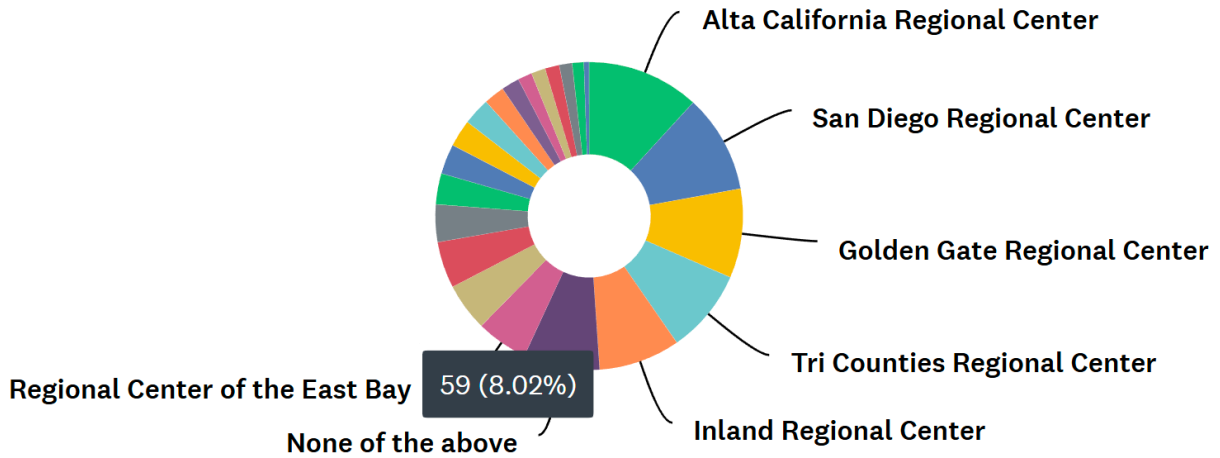
## Top 10 Cities (by # of responses)

1. **San Diego**
2. **San Francisco**
3. **Los Angeles**
4. **Sacramento**
5. **Roseville**
6. **Long Beach**
7. **Santa Barbara**
8. **San Jose**
9. **Northridge**
10. **Santa Rosa**

These clusters suggest that responses came heavily from **major metro areas and regional hubs**.

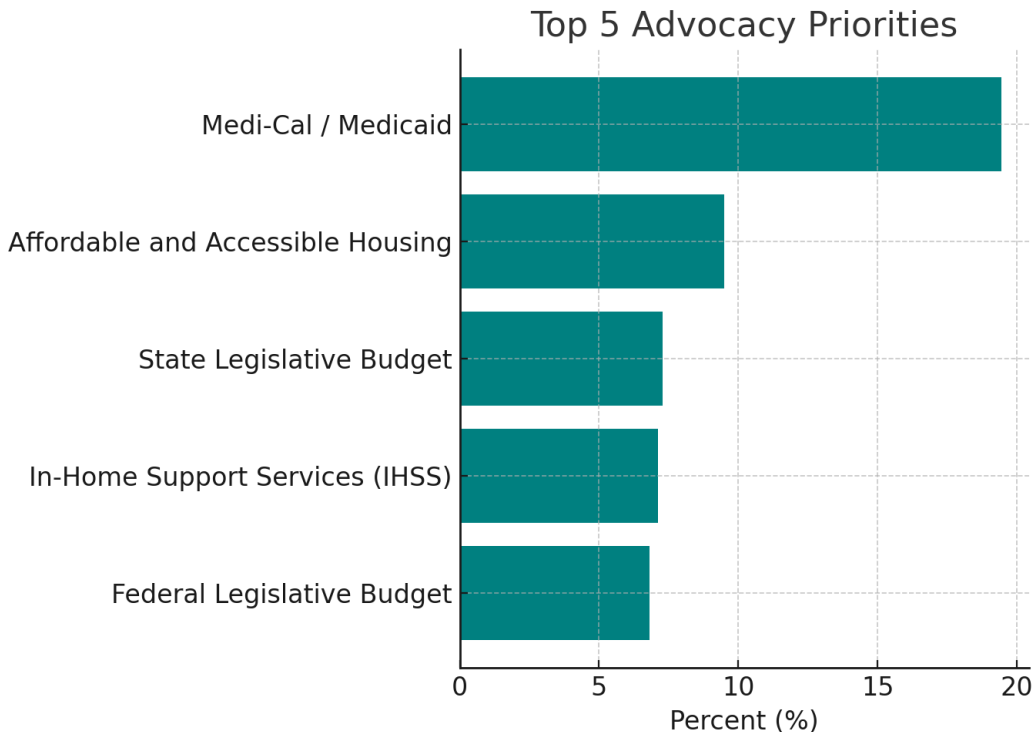
## Regional Center Affiliation

- Largest service provider connections: **Alta California Regional Center (87 / 11.8%)** and **San Diego RC (76 / 10.3%)**.



## Top 5 Advocacy Priorities (through 2026)

1. Medi-Cal / Medicaid – 19.5%
2. Affordable and Accessible Housing – 9.5%
3. State Legislative Budget – 7.3%
4. In-Home Support Services (IHSS) – 7.1%
5. Federal Legislative Budget – 6.8%



## Concerns About Federal Budget Cuts

- **76%** are very concerned about Medicaid/Medi-Cal cuts
- **3%** of respondents said they were NOT concerned.
- **53%** are very concerned about SNAP/food assistance cuts

### COMMUNITY VOICES ~ SOME RESPONDENT COMMENTS:

- *“I still don't feel that we know exactly what cuts are proposed.”*
- *“The not knowing is the hardest part.”*
- *“My daughter relies on this program for about 35% of her groceries. Without SNAP she will experience a significant decrease in her food budget.”*
- *“I'm very worried about the financial sustainability of the entire care system with proposed cuts.”*
- *“The Federal cuts are deep and will be very disruptive and possibly life threatening. It is impacting people with disabilities and their families but it is making the workforce challenges worse as staff are losing their access to medical care.”*
- *“I don't feel like the state or federal governments care about people with disabilities. They treat us like second class citizens.”*

## Immigration & Workforce Issues

- **13% reported withdrawing from services** due to immigration-related fears.
- **53% were unsure** if immigration-targeted policies worsened DSP shortages;
- **25% said No.** they weren't affected.

### COMMUNITY VOICES ~ SOME RESPONDENT COMMENTS:

- *“ICE has made individuals and participants frightened to leave the house!”*
- *“Individuals have dropped out of support programs in fear that their parents will be deported and NO ONE will be there to take care of them.”*
- *“We have staff who are fearful for their relatives. We have participants whose families are worried about sending them to program. All due to the fear of people being taken illegally from their homes and workplaces.”*

- *“Many parents are placing services on hold for their children, to avoid been detained by immigration.”*
- *“Yes, as an organization, we're seeing clients are not going to the clinics due to fear of being targeted for deportation.”*
- *“As a direct support professional, I'm working less because I feel unsafe in the community.”*
- *“I believe the State should not rely on illegal immigrants to fill staffing shortages for the disabled. Also, money should NOT be going to insure illegals. We need it for our kiddos who need services”*

## **Engagement with The Arc and Communications**

- **77%** are involved with advocacy campaign and have signed an action alert
- **59%** benefited from information on disability rights and policy changes
- **57%** get information by reading the Monday Memo.
- **95%** prefer email updates versus 16% text
- **Social Media:** 73% use Facebook, 45% use YouTube, 35% use Instagram, and only 6% use X (Twitter).