100% MASSACHUSETTS

A vision for the transition to 100% wind, water & solar energy

2050
PROJECTED ENERGY MIX



- Residential rooftop solar **3.9%**
- Solar plants **22.3%**
- Concentrating solar plants **0%**
- Onshore wind **13%**
- Offshore wind **55%**
- Commercial & government rooftop solar **3.3%**
- Wave devices **1%**
- Geothermal **0%**
- Hydroelectric **1.4%**
- Tidal Turbines **0.1%**

40-Year Jobs Created
Number of jobs where a person is employed for 40 consecutive years

- Construction jobs: **53,490**
- Operation jobs: **37,950**

Reducing Energy Demand

Improving energy efficiency and powering the grid with electricity from the wind water and sun positively reduces the overall energy demand.



Health Cost Savings

Avoided health costs per year:





1.26% of state GDP

Lives lost to air pollution that we could save each year:

1,033

The transition pays for itself in as little as **4.7 years** from air pollution and climate cost savings alone

Land Usage

Percentage of Massachusetts Land Needed for All New Wind, Water & Solar Generators

1.02%
Footprint Area

6.99%
Spacing Area

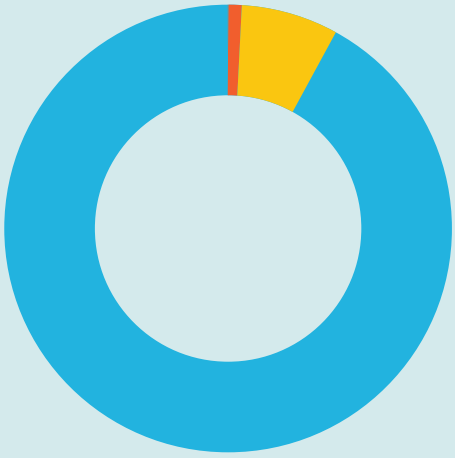

Average Energy Costs in 2050





- Fossil Fuels & Nuclear Energy
- Wind, Water & Solar

*Health and climate externality costs of fossil feuls are another 5.7C/kWh

Money in your Pocket



