2023 SONOMA COUNTY CROP REPORT

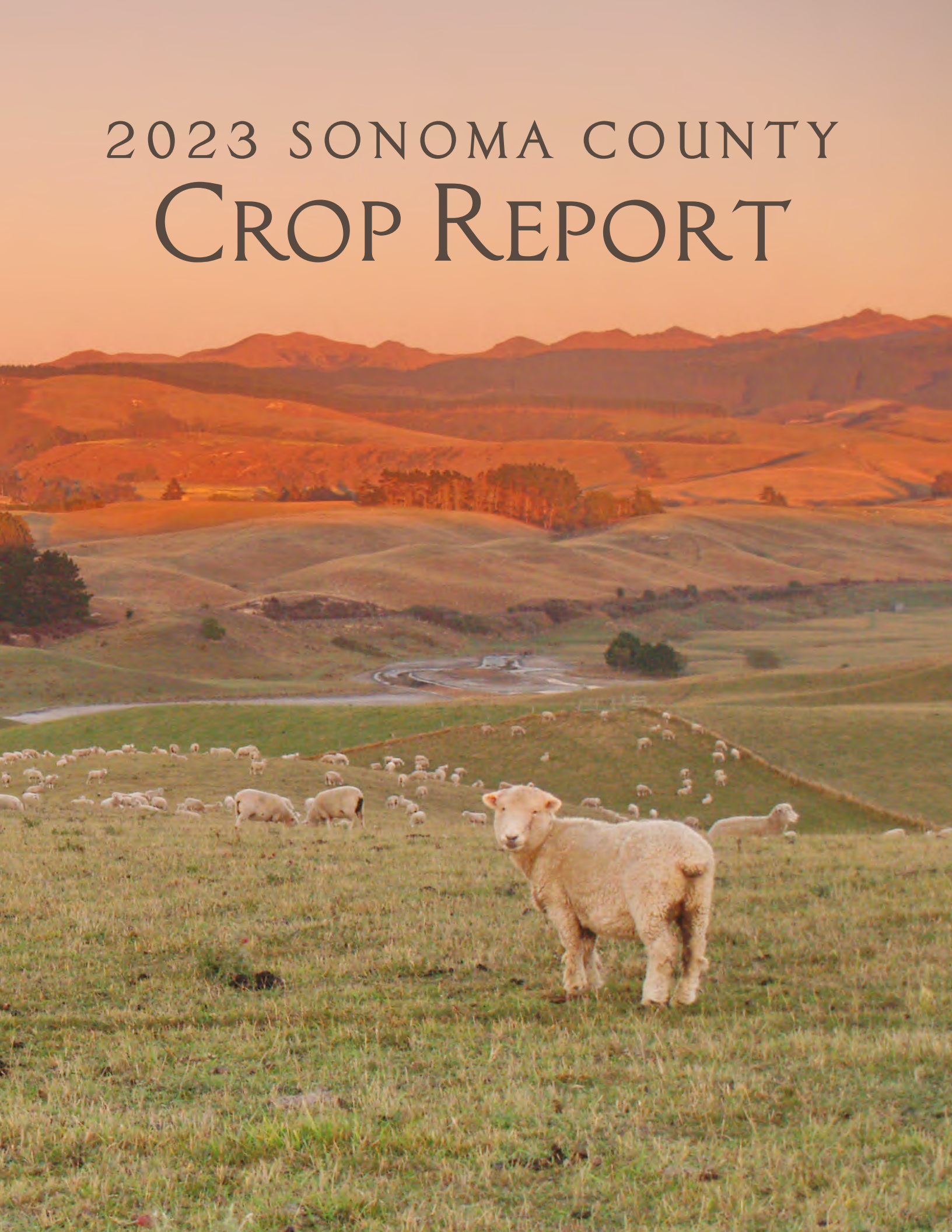

DEPARTMENT OF AGRICULTURE/WEIGHTS & MEASURES

Andrew F. Smith

Agricultural Commissioner
Sealer of Weights & Measures

133 Aviation Blvd., Suite 110
Santa Rosa, CA 95403-8279

(707) 565-2371 Fax (707) 565-3850

sonomacounty.ca.gov/AWM

Karen Ross, Secretary
California Department of Food and Agriculture

and

The Honorable Board of Supervisors of Sonoma County:
Susan Gorin – First District
David Rabbitt – Second District, Chair
Chris Coursey – Third District
James Gore – Fourth District
Lynda Hopkins – Fifth District, Vice Chair

It is my privilege to present the 2023 Sonoma County Crop Report as prepared pursuant to Section 2279 of the California Food and Agricultural Code. The reported total value for 2023 was $945,722,700 which represents an 18.8% increase from our 2022 value of $796,024,800. This report reflects the gross production values, not the net income or costs of production.

Above average rainfall pulled Sonoma County out of a multi-year drought, filling reservoirs and replenishing groundwater supplies. The much-needed rain, combined with a long cool growing season impacted farms, nurseries, and the cost of feed, and those impacts are reflected throughout this report. In 2023 winegrape growers saw a bloom met with cool, misty weather and slow maturation. The growing season was abnormally cold and triggered one of the latest starts to harvest in recent memory. Tonnage was up from recent years with an increase of 26.23% from 2022 to 240,937.7 tons, while average value per ton for winegrapes increased to $2,975.12 per ton. As a result, total winegrape value increased 30.88% compared to 2022 at $716,818,600.

Apples saw a bump in value from last year. 2023 saw an increase in apple tonnage brought to market by 18.7% from 2022 in part due to improved chill hours and soil water recharge. Gravenstein prices per ton decreased by 5.61%, while the price per ton for late apples also decreased due to a lack of demand for processed apples. Overall, the value of apples increased by 11.1% compared to 2022.

In November of 2023, Highly Pathogenic Avian Influenza was detected in commercial poultry farms in Sonoma County. The disease would eventually spread to eleven commercial flocks and result in the depopulation of 1.2 million birds. The Department worked in cooperation with California Department of Food and Agriculture and the United States Department of Agriculture to ensure that the disease was eradicated and to keep processors working during the outbreak. This event had a large impact on our producers, their employees and producer support industries countywide. Due to differences in the reporting dates for poultry populations and values, a 91.3% reduction in population is seen in this year's report and the value changes will show in next year's report.

The value of livestock and poultry products decreased 7.26% compared to 2022, despite a 162% increase in wool production and 3.19% increase in miscellaneous poultry products. This decrease is largely due to a 11.6% decrease in organic and conventional milk production with a 15.1% decrease in organic and a 4.5% decrease in conventional milk value.

Nursery products dipped down 2.0% from 2022. While the value of bedding plants and ornamentals continued to rise, cut flowers decreased 12.4% and miscellaneous products such as grapevines, fruit and nut trees, and succulents declined 20.6%. Christmas trees saw another decrease in 2023 of 6.4%.

This year's crop report highlights Climate-Smart Agriculture in Sonoma and Marin Counties and the partnerships between growers, conservation organizations, and government agencies to combat climate change and enhance food security. In 2023, growers faced climate challenges that included flooding, crop damage, and increased intensity of rainfall events. We want to recognize the commitment of our producers in building resilience and contributing to a diverse agricultural industry and heritage in the county.

I would like to extend my gratitude and appreciation to all the agricultural producers whose participation made this report possible. A sincere thank you to Misty Eland, Agricultural/Weights & Measures Inspector, who collected and compiled these statistics, as well as the outstanding staff of the Department of Agriculture/Weights & Measures who contributed to the production of this report.

Respectfully submitted,

Andrew F. Smith
Agricultural Commissioner/Sealer of Weights & Measures

TABLE OF CONTENTS

Letter to Board of Supervisors 1

Stewardship in Practice. 4

Million Dollar Crops 12

Nursery Products 13

Winegrape Production — Reds 14

Winegrape Production — Whites 15

Fruit and Nut Summary. 16

Apple Production 17

Vegetable, Apiary, and Field Crop Production 18

Livestock and Poultry. 21

Recapitulation, Timber, and Fisheries 22

Commodity Exports 23

Agriculture Division Summary 24

Land Stewardship Division Summary. 26

Weights & Measures Division Summary 28

Sonoma County Farmers' Markets 31

2023 Winning Ag Days Essay. 32

Department of Agriculture/Weights & Measures Staff . . 33

Photo by Sonoma County Farm Bureau

Stewardship in Practice:
Climate-Smart Agriculture in Marin & Sonoma County

Partnerships in Agriculture Leads to Climate Benefits and Solutions

Farmers and ranchers are experiencing the impacts of climate change on their operations through shifts in weather patterns and the severity and frequency of storms, floods, droughts, and wildfires. Known for their innovation, resilience, and community-building efforts, producers in this region are also leading the way on agricultural solutions to climate change.

In partnership with conservation organizations, and with support from local, state, and federal agencies, producers are taking action by implementing agricultural practices that reduce greenhouse gas emissions, store carbon in soils, and build agricultural systems that are more resilient to a changing climate. This work aligns with county and state efforts to combat climate change, enhances food security, and promotes biodiversity, while simultaneously improving long-term agricultural productivity and viability in the region.

Climate change requires solutions at scale. Agricultural partnerships in this region have delivered innovations and projects demonstrating that agriculture can be an effective and scalable climate solution. This article on climate-smart agriculture appears in both Sonoma and Marin County's Crop and Livestock Reports. It reflects the ongoing collaboration between both counties and underscores the immense value of the work carried out by farmers, ranchers, and their conservation partners in the region to advance agricultural climate solutions and sustain agricultural productivity with benefits to us all.

Photo by Matt Dolkas, Leiss Ranch

Building strong partnerships between farmers and ranchers and the local institutions that support them are critical to creating climate resilient agricultural landscapes. Together they are leading the advancement of agriculture as a climate solution.

Photo by Gold Ridge RCD: Ranchers learning how to use the no-till drill

Photo by North Coast Soil Hub: Field Workshop

What is Climate-Smart Agriculture?

A term first defined by the Food and Agriculture Organization of the United Nations, climate-smart agriculture has since been endorsed by the USDA in recognition of its important role in tackling climate change.

"***Climate-smart agriculture*** and forestry is an integrated approach that enables farmers, ranchers, and forest landowners to respond to climate change by reducing or removing greenhouse gas emissions (mitigation) and adapting and building resilience (adaptation), while sustainably increasing agricultural productivity and incomes." - USDA

Climate-smart agricultural practices include a diverse and wide range of activities such as, switching to renewable power sources to improve on-farm energy efficiency, planting cover crops to improve soil health and soil carbon storage, and manure management to reduce methane emissions.

Agricultural Climate Solutions

A 2019 Carbon Cycle Institute analysis estimating carbon sequestration opportunities on California's farms and ranches suggests that the agricultural sector has the potential to ***reach and exceed carbon neutrality*** over the next two decades, if deployment of agricultural carbon sequestration practices are initiated at scale in the near term.

"Our ***agricultural lands present large untapped climate solutions*** that also deliver economic, social and environmental co-benefits." - Carbon Cycle Institute

Recognizing the enormous potential for climate solutions on agricultural lands in Sonoma and Marin, both counties are integrating climate-smart agriculture into their climate action plans.

California's Greenhouse Gas Emissions 2021 Total: **381.3 million metric tons of carbon dioxide equivalent (MMT CO_2e)**	A 1% increase in the organic matter (OM) content of the state's 20M acres of arable lands would represent a transfer of **334 MMT CO_2e** from the atmosphere to the soil.
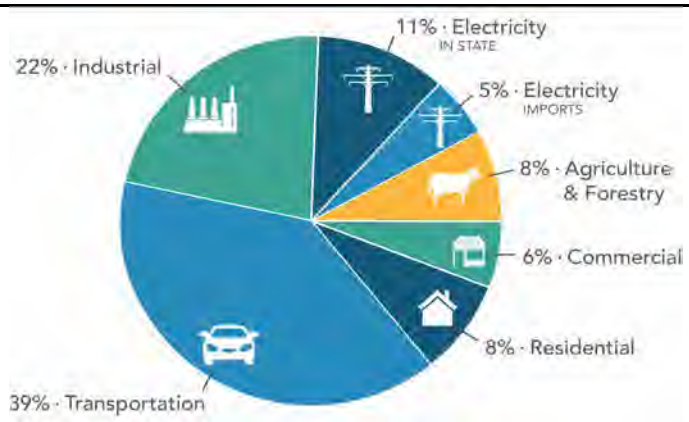	
Source: California Air Resources Board	*Source: Carbon Cycle Institute*

Reaching County Climate Goals in Partnership with Agriculture

The Sonoma-Marin Agriculture and County Climate Coalition, a new project funded by USDA's Partnerships for Climate-Smart Commodities program, will collaboratively lead a $10 million investment to increase the pace and scale of climate-smart agricultural practices and pilot regional marketing and sustainable funding programs. Over five years, project partners will provide support to farmers and ranchers implementing climate-smart practices, resulting in a measurable reduction and removal of greenhouse gas emissions from local agriculture.

Anchored in historic partnerships between producers and local conservation organizations, the adaptive, voluntary approach of this project is designed to serve as a model for coordinated climate-smart agriculture, scalable to any region in the state or country.

USDA Partnerships for Climate-Smart Commodities

"As we face down the dual crises of climate change and food insecurity, USDA recognizes that changes to our agriculture and food systems can only happen at the needed scale and speed if ***farmers are at the center of our solutions***."

"USDA is proud to play a pivotal role through our new Partnerships for Climate-Smart Commodities…that position ***American agriculture as a leader in delivering climate solutions*** through ***voluntary, incentive-based, market-driven and collaborative approaches***." - United States Secretary of Agriculture Tom Vilsack



Photo by Paige Green: Climate-smart agricultural projects on Millerton Creek Ranch, protected by the Marin Agricultural Land Trust (MALT) in 2018, include riparian restoration in 2019, cross fencing and water infrastructure in 2020, and a Drought Resilience & Water Security initiative project in 2021.

Pioneers of Climate-Smart Agriculture

Working together, farmers, ranchers, scientists, and local conservation organizations in Sonoma and Marin were some of the first pioneers of climate-smart agriculture in the nation. Agricultural conservation partnerships in the two counties resulted in important contributions to soil carbon science and projects demonstrating that implementing science-informed practices on agricultural lands could be effective climate solutions at scale.

Did you know…

…that in 2008, the Marin Carbon Project initiated a study site in Marin providing some of the ***earliest evidence that enhanced land management could increase carbon sequestered in soils***.

Photo by John Wick: Nicasio control site 16 years later – Note the dramatically shorter vegetation dominated by annual grasses

Photo by John Wick: Nicasio compost application site 16 years later – Note the native perennial bunchgrasses

…that Jackson Family Wines in Sonoma County is one of the first vineyard owners and wineries who made a commitment to ***cut carbon emissions in half by 2030 and be climate positive by 2050*** and that Straus Family Creamery in Marin County, is committed to becoming ***the first carbon neutral dairy*** in the nation.

Photo by Sonoma RCD: Spreading compost in Saralee's Vineyard long-term Soil Health Ongoing Field Trial

Photo by Straus Family Creamery: On-farm electric vehicles as part of the Carbon Neutral Dairy Farming Model – Electric Loader and Electric Feed Truck

Partnerships Lead to Solutions

Scaling climate-smart agricultural practices requires investing in agricultural conservation programs and services that provide both technical and financial assistance to farmers and ranchers, and ensure that proposed agricultural climate solutions are regionally appropriate, support rural economic development, and have long-term, measurable benefits.

Carbon Farming

The North Coast Soil Hub, led by seven RCDs including Gold Ridge, Marin, and Sonoma, is a regional partnership of agencies, organizations, and agricultural producers dedicated to improving soil health and advancing climate-smart agriculture. It is part of the wider Carbon Farming Network, composed of 45 RCDs across California, each working with local communities and partners on a voluntary basis to steward natural resources and build agricultural resilience. Playing a key role in achieving California's climate and habitat goals, RCDs are experienced in collaborating with land managers, agencies, and local organizations to leverage resources to achieve greater impact.

In a joint project funded by the California Department of Food and Agriculture's (CDFA) Healthy Soils Program to promote the development of healthy soils on agricultural lands, the RCDs and UC Cooperative Extension (UCCE), which extends the power of UC research to solve community problems, combined their expertise to provide essential support to producers implementing innovative conservation management practices in Sonoma and Marin that sequester carbon, reduce greenhouse gasses, and improve soil health.

In 2023, RCDs, in collaboration with Zero Foodprint, received funding from the Healthy Soils Program Block Grant Pilot, designed to facilitate financial assistance to agricultural operations in California, with a focus on socially disadvantaged farmers and ranchers. This will further expand assistance to producers adopting climate friendly farming practices in our region.

What is Carbon Farming?

Carbon farming involves implementation of agricultural conservation practices that are known to reduce greenhouse gas emissions and/or capture carbon dioxide from the atmosphere and store it in soils and vegetation. Carbon farming is successful when carbon gains from implementing these practices exceed carbon losses from agricultural production.

Photos by Jessica Rowland Photography: Riparian Planting Ebabias Creek March 2020 - The restored riparian zone will serve as an important wildlife corridor, perennial aquatic habitat, and migration shelter.

Photo courtesy of Marin Agricultural Land Trust

What is Healthy Soil?

Healthy soil is the foundation for productive and sustainable agriculture.

The USDA Natural Resources Conservation Service (NRCS) defines healthy soils as those with the continued capacity to function as a vital living ecosystem that sustains plants, animals, and humans. Characteristics of healthy soil include good soil drainage, a large population of microorganisms, sufficient levels of essential nutrients and organic matter, and low weed pressure.

Healthy soil can also be an effective way to address climate change. With an increased capacity to store carbon, healthy soil contributes to climate change mitigation. Higher levels of soil organic carbon also improve nutrient availability for plants, water infiltration and retention, and soil structure. Improved soil health increases agriculture's adaptive capacity and resilience against wildfire, drought, heat, and flood risks that are exacerbated by climate change. It also contributes to more resilient regional food systems.

Manure Management

With 19 cow dairies in Marin County and 48 in Sonoma County, there is significant potential to reduce methane emissions through alternative dairy manure management practices, and to sequester carbon through reutilization of organic materials for soil enhancements.

In another joint project funded by CDFA's Alternative Manure Management Program (AMMP), which provides financial assistance for the implementation of non-digester manure management practices in California, RCDs and UCCE in both counties scaled up their capacity to provide technical assistance to producers implementing practices that reduce methane emissions in their livestock and dairy operations.



Photo by Paige Green, Moretti Family Dairy

Compost Amendments & Recycling Organic Waste

Organic waste can be diverted from landfill and recycled as compost for use on agricultural lands. As part of a statewide effort to reduce emissions of short-lived climate pollutants, California's SB 1383 targets a 75% reduction in organic waste (food and green waste) disposal in landfills by 2025. Applied as a soil amendment, compost can improve soil health, leading to improved productivity, climate resilience, and carbon sequestration in soils. Compost application is a practice frequently implemented in carbon farming and healthy soils programs.

Informed by insights from prior initiatives such as the Carbon Sequestration Pilot Program in Sonoma and the West Marin Co-Composting Program RCDs, governments in both counties, and Zero Waste Marin and Sonoma are currently working together to divert organic waste from landfills, and produce high quality compost locally for use on agricultural lands.

What is compost?

"...***compost*** is the final product of a managed thermophilic process through which microorganisms break down organic materials into forms suitable for beneficial application to the soil. A well-managed composting process has plenty of oxygen, goes through a high-heat phase that accelerates the natural biodegradation of organic materials and produces a stable form of organic matter that is made up of carbon and nitrogen, contains other important nutrients, and is free of weed seeds and harmful pathogens." - Marin Carbon Project

Compost application support for farmers and ranchers:

The Dirt on Compost
Zero Waste Sonoma Compost Rebate Program
Zero Foodprint Compost Connector Program

Photo by David Evershed, Eames Institute: Applying compost as a soil amendment on rangeland

Total Impact of Highlighted Climate-smart Agricultural Projects and Programs
As of December 2023

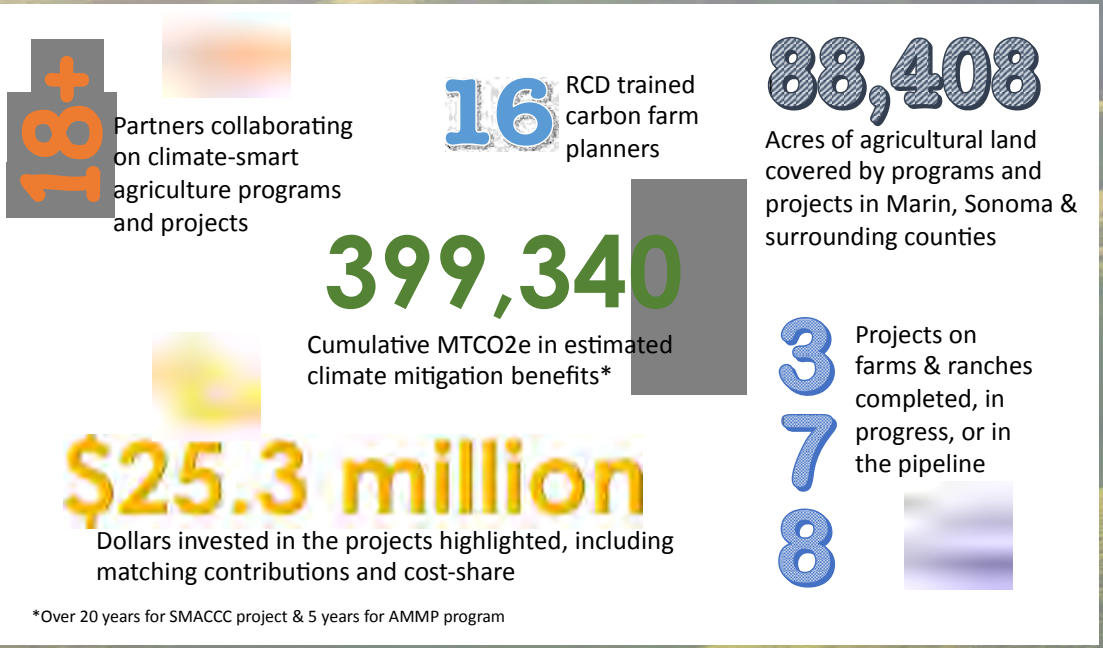

Advancing Agricultural Climate Solutions Together

Building on the successes in climate-smart agriculture through engaging with producers in strong local and regional partnerships, the agricultural community in Sonoma and Marin continues to take the lead in advancing agriculture as a key climate solution. Sustained support is needed to engage more farmers and ranchers in climate-smart agriculture to achieve climate action planning goals, adapt and build resilience to climate change, and most importantly to keep local agriculture thriving in the decades ahead.

Support Climate-Smart Agriculture

- Learn more about climate-smart agriculture.
- If you are a farmer or rancher interested in climate-smart agriculture, reach out to your local RCD or UCCE office.
- Buy from local agricultural producers.
- Support AB 408, the Food and Farm Resilience Bond co-sponsored by the Food and Farm Resilience Coalition.

Contributions to this article were provided by Sonoma County Department of Agriculture/Weights & Measures, Marin County Department of Agriculture, Weights & Measures, County of Sonoma Climate Action & Resiliency Division, County of Marin Community Development Association, Gold Ridge, Marin, and Sonoma Resource Conservation Districts, University of California Cooperative Extension Marin & Sonoma, Agricultural Institute of Marin, Marin Agricultural Land Trust, Carbon Cycle Institute, North Coast Soil Hub, and Zero Waste Marin, with support from the Marin Carbon Project Coordinator.

Photos by Jeff Lewis: Gallagher North Bend Ranch

MILLION DOLLAR CROPS

MILLION DOLLAR CROPS

1	Winegrapes - All	$716,818,600
2	Milk	$58,348,700
3	Miscellaneous Livestock and Poultry Products	$40,652,100
4	Nursery - Ornamentals	$31,462,600
5	Cattle and Calves	$21,013,400
6	Nursery - Miscellaneous	$20,503,500
7	Miscellaneous Livestock and Poultry	$12,557,200
8	Nursery - Bedding Plants	$9,359,800
9	Nursery - Cut Flowers	$6,108,000
10	Sheep and Lambs	$5,404,200
11	Rye and Oat Hay Crops	$2,808,800
12	Vegetables	$2,190,800
13	Apples - Late Varieties	$1,834,700
14	Apples - Gravenstein	$1,742,300
15	Rye, Corn, and Oat Silage Crops	$1,215,100

Photo by Sonoma County Farm Bureau of Lagunitas Brewery Solar "Cow"ports

NURSERY PRODUCTS

Photo by Mary Halasz for Department of Agriculture/Weights & Measures

NURSERY PRODUCTS

Product	Year	Quanity	Unit	Total
Ornamentals	**2023**	**1,105,764**	**plant**	**$31,462,600**
	2022	1,233,466	plant	$28,652,000
Bedding Plants	**2023**	**1,199,079**	**flat**	**$9,359,800**
	2022	1,000,322	flat	$7,378,000
Christmas Trees	**2023**	**1 ,734**	**units**	**$132,400**
	2022	1 ,929	units	$141,400
Cut Flowers	**2023**			**$6,108,000**
	2022			$6,973,500
Miscellaneous Products (a)	**2023**			**$20,503,500**
	2022			$25,830,100
TOTAL VALUE	**2023**			**$67,566,300**
	2022			$68,975,000

(a) includes grapevines, deciduous fruit and nut trees, liners, bulbs, forest seedlings, house plants, orchids, cacti, herbaceous perennials, dried flowers, turf, and wreaths.

WINEGRAPE PRODUCTION - REDS

RED VARIETIES

TOP 13 BY VALUE - LISTED ALPHABETICALLY

		Acreage			Production		
Varietal	**Year**	**Bearing**	**Non-Bearing**	**Total**	**Tons**	**$/Ton**	**Total Value**
Cabernet Franc	**2023**	**548.0**	**59.0**	**607.0**	**1,523.0**	**$4,558.35**	**$6,942,400**
	2022	548.0	55.0	603.0	1,282.9	$4,197.90	$5,385,500
Cabernet Sauvignon	**2023**	**12,284.0**	**436.0**	**12,720.0**	**48,847.0**	**$3,061.44**	**$149,542,200**
	2022	12,196.0	460.0	12,656.0	41,694.1	$2,970.68	$123,859,800
Carignane	**2023**	**155.0**	**9.0**	**164.0**	**304.3**	**$3,056.35**	**$930,000**
	2022	152.0	3.0	155.0	261.0	$2,821.04	$736,300
Grenache	**2023**	**257.0**	**26.0**	**283.0**	**1,576.6**	**$3,224.93**	**$5,084,400**
	2022	226.0	57.0	283.0	858.6	$3,083.72	$2,647,700
Malbec	**2023**	**432.0**	**17.0**	**449.0**	**2,050.5**	**$3,379.22**	**$6,929,100**
	2022	433.0	19.0	452.0	1,494.2	$3,230.89	$4,827,600
Mataro/ Mouvedere	**2023**	**75.0**	**8.0**	**83.0**	**231.9**	**$3,818.14**	**$885,400**
	2022	72.0	10.0	82.0	202.1	$3,305.27	$668,000
Merlot	**2023**	**4,031.0**	**24.0**	**4,055.0**	**9,393.9**	**$2,206.07**	**$20,723,600**
	2022	4,132.0	19.0	4,151.0	6,409.7	$2,117.16	$13,570,400
Petite Sirah	**2023**	**680.0**	**46.0**	**726.0**	**3,082.2**	**$3,271.67**	**$10,083,900**
	2022	663.0	50.0	713.0	2,518.1	$3,229.77	$8,132,900
Petit Verdot	**2023**	**245.0**	**6.0**	**251.0**	**1,130.1**	**$3,884.86**	**$4,390,300**
	2022	241.0	9.0	250.0	1,080.2	$3,817.60	$4,123,800
Pinot Noir	**2023**	**13,024.0**	**88.0**	**13,112.0**	**55,159.4**	**$3,880.92**	**$214,069,200**
	2022	12,693.0	187.0	12,880.0	42,550.2	$3,708.74	$157,807,600
Sangiovese	**2023**	**275.0**	**2.0**	**277.0**	**1,124.8**	**$2,717.34**	**$3,056,500**
	2022	276.0	0.0	276.0	888.6	$2,607.24	$2,316,800
Syrah-Shiraz	**2023**	**1,329.0**	**32.0**	**1,361.0**	**2,465.6**	**$3,306.37**	**$8,152,200**
	2022	1,317.0	50.0	1,367.0	2,516.9	$3,052.32	$7,682,400
Zinfandel	**2023**	**4,611.0**	**39.0**	**4,650.0**	**12,973.2**	**$3,423.89**	**$44,418,800**
	2022	4,611.0	117.0	4,728.0	10,221.1	$3,345.02	$34,189,800
TOTAL ALL REDS including other reds	**2023**	**38,517.0**	**819.0**	**39,336.0**	**141,941.9**	**$3,383.84**	**$480,308,700**
	2022	38,110.0	1,070.0	39,180.0	113,656.1	$3,270.74	$371,739,600

WINEGRAPE PRODUCTION - WHITES

WHITE VARIETIES

TOP 10 BY VALUE - LISTED ALPHABETICALLY

		Acreage			Production		
Varietal	Year	Bearing	Non-Bearing	Total	Tons	$/Ton	Total Value
Chardonnay	**2023**	**15,127.0**	**389.0**	**15,516.0**	**79,239.4**	**$2,559.87**	**$202,842,600**
	2022	15,016.0	444.0	15,460.0	59,318.0	$2,439.57	$144,710,400
Gewürztraminer	**2023**	**97.0**	**1.0**	**98.0**	**200.5**	**$2,911.55**	**$583,800**
	2022	99.0	1.0	100.0	303.1	$2,249.22	$681,700
Muscat Blanc/ Muscat Canelli	**2023**	**17.0**	**0.0**	**17.0**	**155.2**	**$2,357.42**	**$365,900**
	2022	17.0	0.0	17.0	98.8	$2,271.37	$224,400
Pinot Blanc	**2023**	**84.0**	**0.0**	**84.0**	**207.4**	**$2,231.08**	**$462,700**
	2022	84.0	0.0	84.0	198.7	$2,147.37	$426,700
Pinot Gris	**2023**	**380.0**	**0.0**	**380.0**	**1,086.9**	**$1,981.57**	**$2,153,800**
	2022	376.0	0.0	376.0	947.2	$1,739.67	$1,647,800
Roussanne	**2023**	**37.0**	**2.0**	**39.0**	**87.1**	**$3,775.74**	**$328,900**
	2022	37.0	2.0	39.0	81.9	$3,368.77	$275,900
Sauvignon Blanc	**2023**	**2,726.0**	**102.0**	**2,828.0**	**17,929.0**	**$2,054.22**	**$36,830,100**
	2022	2,728.0	67.0	2,795.0	14,512.0	$1,921.43	$27,883,800
Semillon	**2023**	**99.0**	**2.0**	**101.0**	**384.0**	**$2,851.25**	**$1,094,900**
	2022	96.0	2.0	98.0	310.5	$2,907.59	$902,800
Viognier	**2023**	**207.0**	**0.0**	**207.0**	**465.3**	**$3,126.04**	**$1,454,500**
	2022	203.0	2.0	205.0	430.7	$2,880.90	$1,240,800
White Riesling	**2023**	**25.0**	**2.0**	**27.0**	**156.8**	**$3,267.16**	**$512,300**
	2022	27.0	2.0	29.0	108.4	$3,027.31	$328,200
TOTAL ALL WHITES including other whites	**2023**	**19,001.0**	**505.0**	**19,506.0**	**98,995.8**	**$2,470.77**	**$244,595,900**
	2022	18,900.0	528.0	19,428.0	77,208.7	$2,343.03	$180,902,300

TOTAL WINEGRAPES including all reds and whites	**2023**	**57,518.0**	**1,324.0**	**58,842.0**	**240,937.7**	**$2,975.12**	**$716,818,600**
	2022	57,010.0	1,598.0	58,608.0	190,864.8	$2,869.62	$547,709,400

FRUIT AND NUT SUMMARY

FRUIT AND NUT SUMMARY

Crop	Year	Bearing Acres	Tons/ Acre	Total Tons	$/Ton	Dollar Value	Total
Apples (all)	**2023** 2022	**2,010** 2,067	**3.45** 2.83	**6,943** 5,851	**$515** $534		**$3,577,000** $3,220,900
Fresh	**2023** 2022					**$735,384** $934,977	
Processed (a)	**2023** 2022					**$2,918,015** $2,339,460	
Grapes (wine)	**2023** 2022	**57,518** 57,010	**4.19** 3.35	**240,938** 190,865	**$2,975** $2,870		**$716,818,600** $547,709,400
Olives	**2023** 2022	**191** 259					**$356,900** $320,470
Miscellaneous (b)	**2023** 2022						**$246,300** $400,800
TOTAL	**2023** 2022						**$720,998,800** $551,651,600

(a) includes canned, juice, cider, and vinegar.
(b) includes bush-berries, cane-berries, stone fruits, pears, kiwi, tree nuts, strawberries, figs, etc.

TONS OF SONOMA COUNTY GRAPES CRUSHED 2014-2023

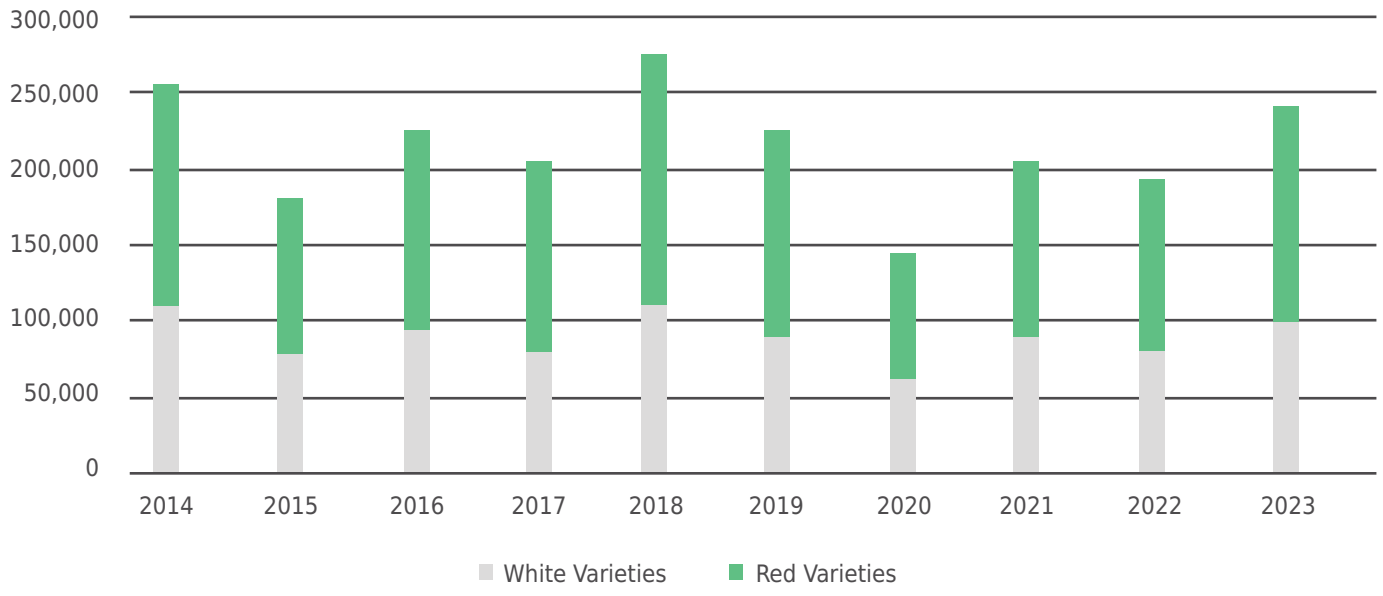

APPLE PRODUCTION

APPLE PRODUCTION

Crop	Year	Bearing Acres	Tons/ Acre	Total Tons	$/Ton	Dollar Value	Total
Gravenstein	**2023** 2022	**619** 633	**4.64** 3.99	**2,875** 2,525	**$606** $642		**$1,742,300** $1,621,100
Fresh	**2023** 2022			**332** 227	**$1,353** $2,427	**$449,196** $550,929	
Processed (a)	**2023** 2022			**2,543** 2,298	**$538** $490	**$1,368,134** $1,126,020	
Late Apples	**2023** 2022	**1,391** 1,434	**2.92** 2.32	**4,068** 3,326	**$451** $481		**$1,834,700** $1,599,800
Fresh	**2023** 2022			**297** 254	**$964** $1,512	**$286,188** $384,048	
Processed (a)	**2023** 2022			**3,771** 3,072	**$411** $395	**$1,549,881** $1,213,440	
TOTAL	**2023** 2022	**2,010** 2,067	**3.45** 2.83	**6,943** 5,851	**$515** $534		**$3,577,000** $3,220,900

(a) includes canned, juice, vinegar, and cider.

TONS OF APPLES PRODUCED 2014-2023

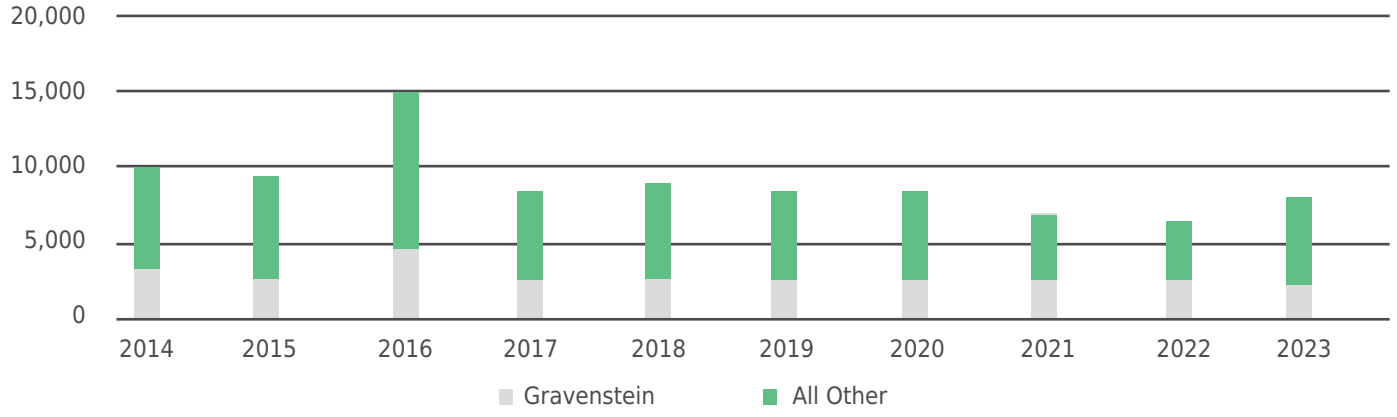

VEGETABLE, APIARY, AND FIELD CROP PRODUCTION

VEGETABLES

Crop	Year	Harvested Acreage	Dollar Value
Miscellaneous Vegetables (a)	**2023**	**175**	**$2,190,800**
	2022	254	$2,969,000

(a) includes crucifers, squash, melons, mushrooms, potatoes, peppers, tomatoes, sprouts, leafy greens, etc.

APIARY PRODUCTS

Total Value (a)	**2023**	**$168,000**
	2022	$337,100

(a) includes honey, wax, and hives rented for pollination.

FIELD CROPS

Crop	Year	Harvested Acreage	Tons/ Acre	Total Tons	Unit	$/Unit	Total
Hay, Rye and Oat	**2023**	**3,347**	**5.7**	**19,179**	**ton**	**$146.45**	**$2,808,800**
	2022	6,100	16.0	97,570	ton	$185.00	$18,050,500
Hay, Volunteer	**2023**	**188**	**2.01**	**376**	**ton**	**$199.47**	**$75,000**
	2022	241	1.9	447	ton	$99.49	$44,500
Green Chop (a)	**2023**	**135**	**11**	**149**	**ton**	**$30.00**	**$4,500**
	2022	270	11.8	3,190	ton	$32.00	$102,100
Oats, Grain	**2023**	**555**	**1.31**	**725**	**ton**	**$505.66**	**$366,600**
	2022	500	1.2	611	ton	$333.00	$203,500
Silage, Corn, Rye and Oat (a)(e)	**2023**	**2,807**	**12.35**	**34,657**	**ton**	**$35.06**	**$1,215,100**
	2022	4,537	11.67	52,944	ton	$52.69	$2,789,500
Hemp (d)	**2023**	**4**	**1.0**	**4.0**	**ton**	**$178,572.00**	**$714,300**
	2022	5	0.9	4.5	ton	$400,000.00	$1,800,000
Straw	**2023**						**$20,400**
	2022						$65,800
Miscellaneous (b)	**2023**						**$92,800**
	2022						$414,600
Pasture (c)	**2023**	**6,272**			**acre**	**$62.50**	**$392,000**
	2022	5,443			acre	$49.23	$268,000
Rangeland (c)	**2023**	**302,820**			**acre**	**$35.00**	**$10,598,700**
	2022	305,645			acre	$21.94	$6,705,900
TOTAL	**2023**	**316,124**					**$16,288,200**
	2022	322,736					$29,159,400

(a) much of the green chop and silage is not sold but used on the farm; value determined by its feed equivalent.
(b) includes alfalfa, barley, safflower, wheat, vetch, Sudan, etc.
(c) average potential grazing value per acre of forage.
(d) Hemp included in this table for the first time in 2023. Previous totals have been adjusted.
(e) Corn, rye, and oat silage have been combined. Previous totals have been adjusted.

Photo by Sonoma County Farm Bureau

Photo by Sonoma County Farm Bureau of Freestone Ranch

LIVESTOCK AND POULTRY

LIVESTOCK AND POULTRY

Livestock	Year	Number of Head	Live Weight	Unit	$/Unit	Total
Cattle/Calves	**2023**	**33,674**	**170,146**	**cwt.**	**$123.50**	**$21,013,400**
	2022	33,529	169,168	cwt.	$123.43	$20,880,400
Sheep/Lambs	**2023**	**21,546**	**23,645**	**cwt.**	**$228.00**	**$5,404,200**
	2022	23,394	28,220	cwt.	$159.50	$4,501,100
Hogs	**2023**	**2,935**	**7,337**	**cwt.**	**$70.09**	**$514,250**
	2022	2,668	6,671	cwt.	$70.81	$472,300
Miscellaneous (a)	**2023**					**$12,557,200**
	2022					$9,022,900
TOTAL	**2023**					**$39,489,100**
	2022					$34,876,700

(a) includes chicks, pullets, fryers, roasters, ducks, turkey poults, turkeys, rabbits, goats, etc.

LIVESTOCK AND POULTRY PRODUCTS

Item	Year	Production	Unit	$/Unit	Total
Milk, Organic	**2023**	**1,321,086**	**cwt.**	**$36.41**	**$48,094,200**
	2022	1,579,148	cwt.	$35.86	$56,628,200
Milk, Conventional	**2023**	**423,217**	**cwt.**	**$24.23**	**$10,254,500**
	2022	393,188	cwt.	$27.31	$10,738,000
Total Milk	**2023**	**1,744,303**	**cwt.**		**$58,348,700**
	2022	1,972,336	cwt.		$67,366,200
Wool	**2023**	**47,000**	**lb.**	**$0.44**	**$20,700**
	2022	31,500	lb.	$0.25	$7,900
Miscellaneous (a)	**2023**				**$40,652,100**
	2022				$39,396,900
TOTAL	**2023**				**$99,021,500**
	2022				$106,771,000

(a) includes market duck eggs, turkey hatching eggs, chicken eggs for consumption, egg by-products, and feathers.

LIVESTOCK AND POULTRY INVENTORY

Item	Number
Cattle/Calves (all)*	89,000
Milk Cows and Heifers (2 years and older)	32,000
Beef Cows and Heifers (2 years and older)	10,700
Sheep/Lambs (all)	13,508
Hogs	2,935
Laying Hens, Pullets, and Broilers	225,496
Goats	4,362

* Number of head as of January 1, 2024.

RECAPITULATION, TIMBER, AND FISHERIES

RECAPITULATION

	2022	2023	% Change
Apiary Products	$337,100	$168,000	-50.2%
Vegetable Crops	$2,969,000	$2,190,800	-26.2%
Field Crops	$30,444,400	$16,288,200	-46.5%
Nursery Products	$68,975,000	$67,566,300	-2.0%
Livestock and Poultry	$34,876,700	$39,489,100	13.2%
Livestock and Poultry Products	$106,771,000	$99,021,500	-7.3%
Fruit and Nut Crops	$551,651,600	$720,998,800	30.7%
TOTAL VALUE	**$796,024,800**	**$945,722,700**	**18.8%**

TIMBER HARVEST

Year	Production	Unit	Value (a)
2023	**17,837,000**	**board feet**	**$10,860,126**
2022	41,278,000	board feet	$7,240,372

(a) value of timber immediately before cutting.
Source: www.cdtfa.ca.gov/taxes-and-fees/timber-tax.htm#harvest.
Informational only.

COMMERCIAL FISH LANDINGS

Species	Year	Pounds	Value
Crab, Dungeness	**2023** 2022	**1,329,721** 652,639	**$3,712,717** $3,801,768
Salmon, Chinook	**2023** 2022	**0** 640,008	**$0** $3,888,453
Rockfish, all	**2023** 2022	**132,222** 76,578	**$264,193** $163,104
Halibut, California	**2023** 2022	**930** 432	**$6,072** $2,623
Miscellaneous	**2023** 2022	**650,336** 563,587	**$796,404** $550,820
Sablefish	**2023** 2022	**39,459** 28,068	**$123,893** $76,045
Lingcod	**2023** 2022	**7,081** 6,184	**$28,906** $24,110
Tuna, Albacore	**2023** 2022	**15,431** 4,416	**$8,180** $3,544
Cabezon	**2023** 2022	**0** 12	**$0** $24
TOTAL	**2023** 2022	**2,175,180** 1,971,924	**$4,940,365** $8,510,491

https://wildlife.ca.gov
Data listed is most recent information available for commercial fisheries. Informational only.
Commercial salmon fishery was closed for the 2023 season.

COMMODITY EXPORTS

In 2023, the Sonoma County Department of Agriculture/Weights & Measures issued 134 federal phytosanitary certificates for international shipments to 20 different countries and five state phytosanitary certificates for shipments within the United States. These certificates were issued by staff to ensure products produced or processed in Sonoma County meet the necessary import requirements. Phytosanitary certificates document that materials to be shipped have been inspected and certified free from pests as required by the importing state or country.

DESTINATION/ CERTIFICATES

Mexico - 59
China - 27
Australia - 6
Italy - 5
Canada - 4
Costa Rica - 4
France - 4
Japan - 4
Portugal - 3
Spain - 3
Sweden - 3
Germany - 2
Guatemala - 2
Switzerland - 2
Belgium - 1
Czech Republic - 1
India - 1
Mauritius - 1
Singapore - 1
South Africa - 1

COMMODITIES EXPORTED

Bare Root Plants
Grapevines
In Vitro Plantlets
Oak Wood Chips
Oak Wine Barrels
Oak Pieces for Woodmaking
Lumber and Logs
Flower Seed
Hemp Seed
Herbs and Spices
Mushroom Spawn
Coffee

COMMODITY SHIPMENT DESTINATIONS IN PURPLE

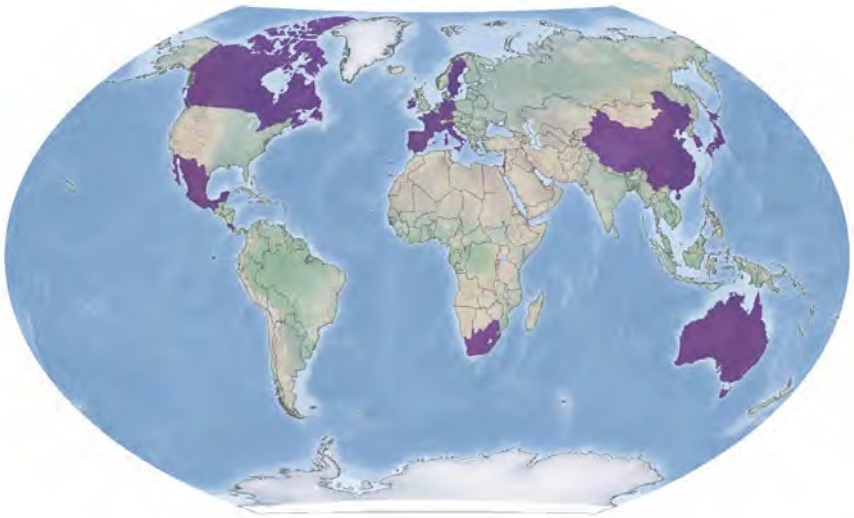

Photo by Mary Halasz for Department of Agriculture/Weights & Measures

AGRICULTURE DIVISION SUMMARY

Agriculture is one of the main industries in Sonoma County and it provides a very significant base to the County's economy. The Department accomplishes the promotion and protection of agriculture through educational outreach and enforcement of federal, state, and county regulations.

PEST DETECTION TRAPPING PROGRAM

Our Division trappers search for pests not known to occur in California. The purpose of this program is to detect the presence of pests before they become established over an area so large that eradicating the pest is no longer feasible. In 2023, 3,979 traps were placed for the detection of exotic insect pests including Mediterranean, Oriental, and Melon Fruit Flies, Spongy Moth, Japanese Beetle, European Grapevine Moth, and Asian Citrus Psyllid. The traps were serviced 38,096 times. In addition to our regular pest detection and trapping activities, our Division trappers conducted two additional delimitation surveys in 2023 for a single ACP detected in December of 2022 and a single Guava Fruit Fly detected in August of 2023. The ACP delimitation survey added an additional 55 traps which were serviced 660 times and the GFF delimitation survey added 405 traps which were serviced 5,662 times.

The Division also placed 525 traps in nurseries and urban areas for the detection of Glassy-Winged Sharpshooter (GWSS), and serviced those traps 4,184 times. There were no GWSS detected in our traps in 2023.

PEST EXCLUSION PROGRAM

The goal of our Pest Exclusion Program is to prevent the introduction and spread of exotic weeds, plant diseases, insect pests, or animal pests, which might be harmful to Sonoma County agriculture and our environment. To accomplish this goal, the Division inspects incoming plant shipments and rejects infested plant material. Staff visit shipping point terminals in the County daily to inspect packages, incoming plant material from out-of-state, nursery stock at nurseries, and vines for vineyard plantings. Additionally, inspections are conducted on incoming shipments at feed mills and outdoor household articles from areas known to be infested with Gypsy Moth. A total of 960 premise visits occurred in 2023, during which 20,994 shipments of plant material were inspected. 232 shipments of plant material were rejected for violations of state and federal quarantines. To prevent the spread of GWSS into Sonoma County, Division staff inspected 1,619 shipments of nursery stock arriving from infested counties within California. No shipments of plant material were rejected for findings of viable GWSS egg masses.

PESTICIDE USE ENFORCEMENT PROGRAM

The Division performed 191 inspections related to commercial and agricultural pesticide use in Sonoma County. These inspections included in-progress inspections of the applicator and application equipment, post-application field worker safety inspections, and employee safety inspections at headquarters to review records and storage areas.

In 2023, the Division issued 125 private applicator certificates, 545 operator identification numbers and 26 restricted material permits for agricultural pesticide use, reviewed 47 notices of intent for restricted materials, registered 232 agricultural or structural pest control businesses, 44 pest control advisors, 91 farm labor contractors, and completed 15 investigations for suspected pesticide illnesses or complaints.

EXOTIC/INVASIVE PEST SPECIES INTERCEPTED

Guava Fruit Fly
Bactrocera correcta

Tropical Palm Scale
Hemiberlesia palmae

Boisduval Scale
Diaspis boisduvalii

White Peach Scale
Pseudaulacaspis pentagona

Alazon Mealbug
Dysmicoccus grassii

Japanese Knotweed
Polygonaceae japonica

Apple Maggot
Rhagolteis pomonella

Yellow Shelled Slug
Parmarion martensi

Blackthread Scale
Ischnaspis longirostris

Boxwood Scale
Pinnaspis buxi

Jumping Worm
Amynthas agrestis

Pacific Mealybug
Planococcus minor

Lesser Snow Scale
Pinnaspis Strachani

Rufous Scale
Selenaspidus articulatus

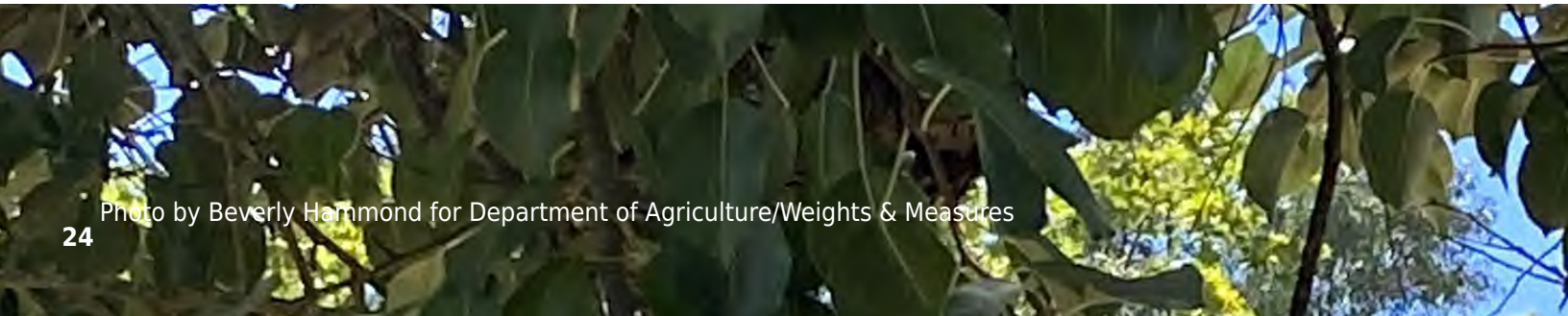

Photo by Beverly Hammond for Department of Agriculture/Weights & Measures

ORGANIC PRODUCTION

Beginning January 1, 2017, changes to the Organic Food and Farming Act no longer require organic registrants in California to provide detailed commodity information and acreage to the state upon initial registration or during renewal. Before these changes, the state and its counties had been collecting detailed information on specific crop commodities, their acreage, and associated value. This allowed counties to evaluate the contribution of organic agriculture to the overall County economy and to ascertain the ratio of organic to conventional acreage. The total production acreage is now reported by registrant rather than by commodity. Due to these changes, the Department can only report on the total organic acreage farmed in Sonoma County. There are 304 organic registrants farming approximately 74,565 acres throughout the County. This acreage figure may be inflated as much of this acreage experiences multiple cropping cycles per year.

For more information on the Organic Food and Farming Act, please visit the California Department of Food and Agriculture's State Organic Program website at https://www.cdfa.ca.gov/is/i_&_c/organic.html.

In 2023, the Agriculture Division:

- Inspected 167 individual lots of chicken eggs for defects at production, wholesale, and retail facilities, representing over 4 million eggs.
- Diverted 15,600 plastic containers from the landfill through the Division's two recycling events with approximately 80 participating growers.
- Surveyed over 1,300 Sonoma County producers in preparation for the 2023 Agricultural Crop Report.
- Conducted 7 continuing education sessions related to pesticide use regulations reaching over 629 attendees.
- Verified compliance with the California Seed Law for all seed producers in Sonoma County.
- Inspected 62 nursery growing areas, totaling more than 242 acres.
- Inspected 7 shipments of household articles for the presence of Spongy Moth, which includes thoroughly examining outdoor items such as BBQs, boats, cars, firewood, recreational vehicles, patio furniture, and other articles originating from portions of the United States infested with Spongy Moth.
- Issued 124 certified producer certificates and 21 farmers' market certificates.
- Performed site inspections on 15 organic producers, inspected 41 organic producers at certified farmers' markets, and collected 9 samples of organic produce for residue testing.

TRANSGENIC CONTAMINATION PREVENTION ORDINANCE

The Transgenic Contamination Prevention Ordinance (GMO Ordinance) took effect November 9, 2016. The purpose of the GMO Ordinance is to protect Sonoma County's native plants, trees, and animals from transgenic contamination by genetically engineered organisms, sometimes referred to as "GMOs." The GMO Ordinance assigns our Department as the enforcement agency and makes it unlawful for any person, partnership, corporation, and entity of any kind to propagate, cultivate, raise, or grow genetically engineered organisms in the unincorporated portions of Sonoma County. In 2023, there were no complaints or investigations conducted related to the GMO Ordinance.

LAND STEWARDSHIP DIVISION SUMMARY

The Land Stewardship Division oversees the issuance of vineyard and orchard development permits, agricultural grading and drainage permits, frost protection system registrations within the Russian River watershed, enforces county-wide riparian corridor protections, and serves on the Sonoma County Project Review and Advisory Committee, the Sonoma County Environmental Review Committee, and the Sonoma County Environmental Crimes Enforcement Task Force.

VINEYARD AND ORCHARD DEVELOPMENT

The Vineyard Erosion and Sediment Control Ordinance (VESCO) was originally adopted by the Sonoma County Board of Supervisors in 2000. Prior to developing and planting or replanting a vineyard or orchard, an application and plans are reviewed for approval by the Department of Agriculture/Weights & Measures. The purpose of the ordinance is to assist in preventing soil erosion and to protect water quality and other natural resources.

Through the administration of VESCO standards, the dedicated Division staff ensure that vineyards and orchards are developed in a manner that minimizes erosion and protects sensitive habitats.

Photos by Ben Wishnoff for Department of Agriculture/Weights & Measures

In 2023, the Land Stewardship Division:

- Reviewed a total of 94 vineyard/orchard development projects representing a 32.9% decrease in projects from 2022. Of the 26 new projects, 17 were Level I and 9 were Level II. Of the 68 replant projects, 58 were Level I and 10 were Level II.
- Issued 15 VESCO permit extensions.
- Approved 7 low-impact replant registrations.
- Regulated over 500 frost protection systems within the Russian River watershed.
- Participated Sonoma County Project Review and Advisory Committee meetings.
- Participated in Sonoma County Environmental Review Committee meetings.
- Participated in Sonoma County Well Ordinance meetings.
- Participated in Sonoma County Environmental Task Force meetings hosted by the District Attorney's Office.
- Contributed to the Region 1 Water Quality Control Board's Technical Advisory Group in development of a state Vineyard Order.
- Contributed to the development of Sonoma County Tree Ordinance.

PROJECTS SUBMITTED

	New						Replants						Total	
	Level I		Level II		Projects	Acreage	Level I		Level II		Projects	Acreage		
Year	Projects	Acreage	Projects	Acreage	Total	Total	Projects	Acreage	Projects	Acreage	Total	Total	Projects	Acreage
2014	25	307	22	321	47	628	76	1,546	7	103	83	1,649	130	2,277
2015	38	278	15	117	53	395	68	680	5	94	73	774	126	1,169
2016	38	434	22	306	60	740	72	1,128	13	301	85	1,429	145	2,169
2017	49	836	22	253	71	1,089	73	949	20	226	93	1,175	164	2,264
2018	37	302	34	523	71	825	91	1,231	18	272	109	1,503	180	2,328
2019	26	211	37	775	63	986	82	2,064	26	371	108	2,435	171	3,421
2020	15	53	15	213	30	266	98	2,437	25	706	123	3,143	153	3,409
2021	15	265	14	123	29	388	69	1,277	20	364	89	1,641	118	2,029
2022	12	132	21	417	33	549	75	1,244	32	616	107	1,860	140	2,409
2023	17	115	9	405	26	520	58	1,440	10	110	68	1,549	94	2,069

ACREAGE AND PROJECTS PER YEAR 2014-2023

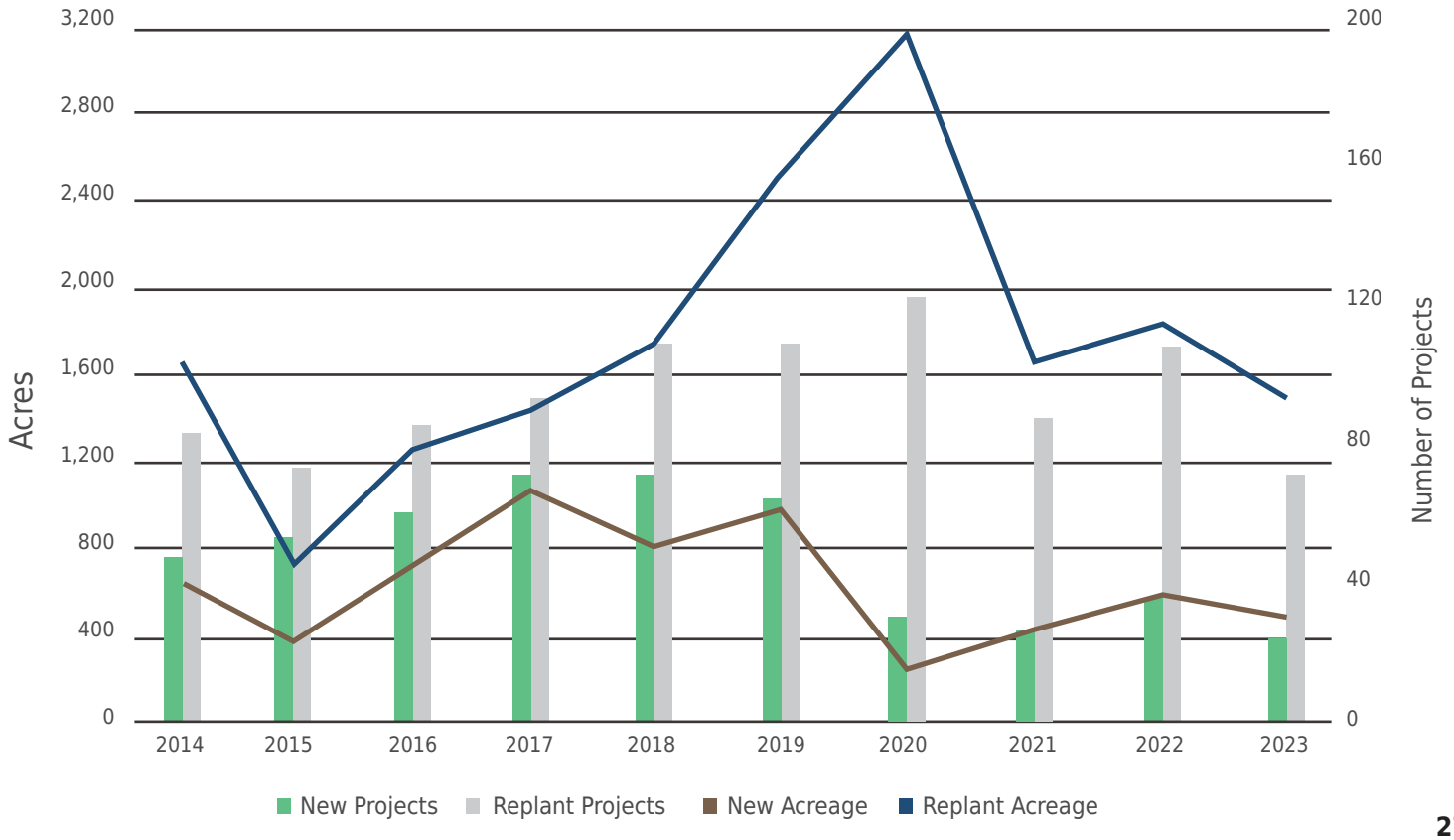

WEIGHTS & MEASURES DIVISION SUMMARY

The Weights & Measures Division is committed to protecting the economic wellbeing of Sonoma County residents by preserving their confidence in the accuracy of the weighing and measuring instruments, product-labeling standards, pricing standards, and business practices in our local economy. The Division protects the economic interests of Sonoma County buyers and sellers by enforcing state and local weights and measures laws.

DEVICE REGISTRATION AND INSPECTION

Local consumers purchase many essential goods and services over commercial devices. California law defines a commercial device as, "…any approved device used in determination of the weight, measure, or count of any commodity or thing which is sold on the basis of weight, measure, count or thing upon which determination of a charge for service is based." The accuracy and proper application of these devices is crucial in ensuring fairness in the marketplace. Division staff register and inspect commercial devices used to conduct commerce in Sonoma County. In 2023, the Division registered 1,898 device owners/users operating approximately 35,000 commercial devices.

PRICE VERIFICATION PROGRAM

Under a local county ordinance, the Division is required to register local retailers that operate an automated point-of-sale system (price look-up system) used to determine the prices charged at the register. Division staff conduct annual price verification inspections at local retailers to determine if the business is meeting the pricing accuracy standards set out in the ordinance. If a retailer overcharges their customers, they fail the inspection and are subject to administrative penalties and ongoing inspection until they can meet price accuracy standards. In 2023, the Division registered over 768 local businesses under the price verification program.

PACKAGED COMMODITIES PROGRAM

Under the Federal Fair Packaging and Labeling Act, packaged commodities offered for sale are required to conform to federal labeling standards. Packaged products must contain a label that identifies three main things: the identity of the commodity that declares the contents in the package, a responsibility statement that identifies who packed the commodity, and a quantity statement that declares how much product is in the package. These three basic labeling requirements enable consumers to make value comparisons between products. Division staff audit packaged commodities at local retailers to determine the packer's compliance with labeling requirements and to ensure that the net weight statement accurately reflects the package's true quantity.

PETROLEUM PROGRAM

To guard against false or misleading advertisement claims, ambiguous product labeling, and contaminated fuel, Division staff ensure that local service stations owners selling retail motor fuel comply with state advertising, labeling and product specification laws. Labeling at the dispenser must clearly identify the product, grades, octane, gallon price, and computed price so the consumer is fully informed.

CONSUMER COMPLAINTS

In 2023, Division staff investigated 95 consumer complaints filed with our office. These consumer complaints included price overcharges at local retailers, issues with fuel meters at local fuel stations, improper utility billing at local mobile home parks and apartments, bulk-commodities sales complaints, and additional complaints.

In 2023, the Weights & Measures Division:

- Registered over 1,898 local businesses and commercial device owners operating over 35,000 commercial devices. Of these, 9,660 of these devices were inspected, including:
  - 3,593 retail fuel meters
  - 1,972 utility water meters
  - 533 utility electric meters
  - 119 crane scales
  - 422 dormant scales (< 10,000 lb.)
  - 127 vehicle scales
  - 1,754 computing/counter scales
  - 18 taxi meters
  - 20 livestock scales
  - 484 utility gas meters
  - 37 hanging scales
- Performed over 920 price verification inspections at local retailers.
- Price checked 25,947 items of which 3.5% were over-charged.
- Issued 931 notices of violation against retailers for over-charging errors.
- Issued 115 administrative penalties against retailers for failing price accuracy inspections.

Photo by Katy McCoy for Department of Agriculture/Weights & Measures

SONOMA COUNTY FARMERS' MARKET

BODEGA BAY

2255 Highway 1
May – October
Sunday, 10:00 am – 2:00 pm

CLOVERDALE

122 N Cloverdale Boulevard
March – December
Tuesday, 4:00 pm – 7:00 pm

COTATI

La Plaza Park
June – August
Wednesday, 4:30 pm – 7:30 pm

FORESTVILLE

6990 Front Street
June – September
Tuesday, 4:00 pm – 7:30 pm

GUERNEVILLE / RUSSIAN RIVER

16290 5th Street
June – August
Thursday, 3:00 pm – 7:00 pm

HEALDSBURG

Vine Street and North Street
May – November
Saturday, 9:00 am – 12:30 pm

Plaza Street and Healdsburg Avenue
May – September
Tuesday, 9:00 am – 12:30 pm

OCCIDENTAL / COMMUNITY

Main Street b/w 1st and 3rd Streets
June – December
Thursday, 4:00 pm – 8:00 pm

SANTA ROSA/ MERCADITO ROSELAND

777 Sebastopol Road
January – December
Sunday, 11:00 am – 3:00 pm

PETALUMA / EAST SIDE

Lucchesi Park
January – December
Tuesday, 10:00 am – 1:30 pm

PETALUMA / EVENING

175 Fairgrounds Drive
June – September
Thursday, 4:30 pm – 8:00 pm

PETALUMA / WALNUT PARK

Walnut Park
May – November
Saturday, 2:00 pm – 5:00 pm

ROHNERT PARK

500 City Center Drive
June – August
Friday, 5:00 pm – 8:00 pm

SANTA ROSA / COMMUNITY

1501 Farmers Lane
January – December
Wednesday, 8:30 am – 1:00 pm
Saturday, 8:30 am - 1:00 pm

SANTA ROSA / OAKMONT

White Oak Drive and Oakmont Drive
January – December
Saturday, 9:00 am – 12:00 pm

SANTA ROSA / ORIGINAL

50 Mark West Springs Road
March – December
Wednesday, 8:30 am – 1:00 pm
January – December
Saturday, 8:30 am – 1:00 pm

SANTA ROSA / WIC

1450 Guerneville Road
July – August
Thursday, 9:00 am – 12:00 pm

SEBASTOPOL

6901 McKinley Street
January – December
Sunday, 9:30 am – 1:30 pm

SONOMA / SONOMA VALLEY

Arnold Field
January – December
Friday, 9:00 am – 12:30 pm

SONOMA / SONOMA TUESDAY NIGHT

#1 The Plaza
May – September
Tuesday, 5:00 pm – 8:00 pm

WINDSOR

Windsor Town Green
April – December
Sunday, 9:30 am – 12:30 am
June – August
Thursday, 5:00 pm – 8:00 pm

2023 WINNING AG DAYS ESSAY

Ag Days is a Sonoma County tradition. The Sonoma County Farm Bureau sponsors the annual two day event, which is a celebration of Sonoma County agriculture and the rich heritage that continues to define a way of life for Sonoma County residents. Ag Days offer an opportunity for thousands of school children to learn about farming and where their food comes from, allowing them to connect with the farms and ranches that blanket the county. An essay writing contest is one of many farm-themed contests held each year, including posters, murals, scarecrow building, and farm photography. Following is the winning Ag Days Essay.

Sonoma County Agriculture A to Z
by Jayce Gonzales, 4th grade, Windsor Christian Academy

H is for honey and it sure is sweet. One day I was doing a honey tasting lab with my class and I learned alot. My favorite type of honey is wild flower. I think it tastes really good. Did you know that a bee can fly up to 12 miles per hour. That's pretty fast. Also, there are over 20,000 types of bees in the world. Honey is really important to us. We use it alot in Sonoma County. My mom always Puts honey in my tea. One of my favorite facts about bees is they heat and cool their own hive to keep it between 93 and 95 degrees year round. Only female bees sting.

DEPARTMENT STAFF

SONOMA COUNTY DEPARTMENT OF
AGRICULTURE/WEIGHTS & MEASURES

VISION

A thriving agricultural industry, healthy community, environment, and economy

MISSION

To promote and protect agriculture, the health and safety of our community, environment, and the economy through education and the enforcement of laws and regulations

AGRICULTURAL COMMISSIONER / SEALER OF WEIGHTS & MEASURES

Andrew F. Smith

Assistant Agricultural Commissioner / Sealer of Weights & Measures
Sue Ostrom

Chief Deputy Agricultural Commissioner
Pete Albers

Chief Deputy Sealer of Weights & Measures
Fernando Vasquez

Deputy Agricultural Commissioner
Pierpaolo Aymar
Travis Howard
Daniella Reagan

Senior Agricultural / Weights & Measures Inspector
Michael Barrett
Colleen Boe
Beverly Hammond
Alex Nguyen

Agricultural / Weights & Measures Inspector
Delaney Boyd
Jessica Cassatt
Elena Chavez
Misty Eland
Enger German-Ramirez
Meghan Johnson
Thomas LeClere
Katy McCoy
Stephen Peake
Jennifer Rogers
Rudy Ruelas
Lukas Steinrueck
Jody Vent

Wildlife Specialist
Jeff Furlong
Gary Johnson

Agriculture & Vineyard Conservation Coordinator
Andy Casarez

Vineyard Erosion Engineering Technician
John Bishop

Environmental Specialist
Ben Wishnoff

Administrative Services Officer
Gina Lehl

Administrative Aide
Michelle Johnson

Department Analyst
Collene Hoaglin

Administrative Support Staff
Anita Anderson
Jeanette Charter-Premeau
Mary Halasz
Nina Reeser

Department Program Manager
Maggie Furlong

Agricultural Program Assistant
Anna Ashbeck
Logan Bailey
David Burtis
Chris Butler
Christina David
Ann Donahue
Nick Hardwick
James Knight
Brenda McChesney
Nathan Parker
Adam Sanchez
Stephen Shamblin
Wayne Wilson