

*Tiber Creek Group's*  
**ELECTION OUTLOOK**

JUNE 2026



# The Political Environment

*Snapshot and Key Indicators*



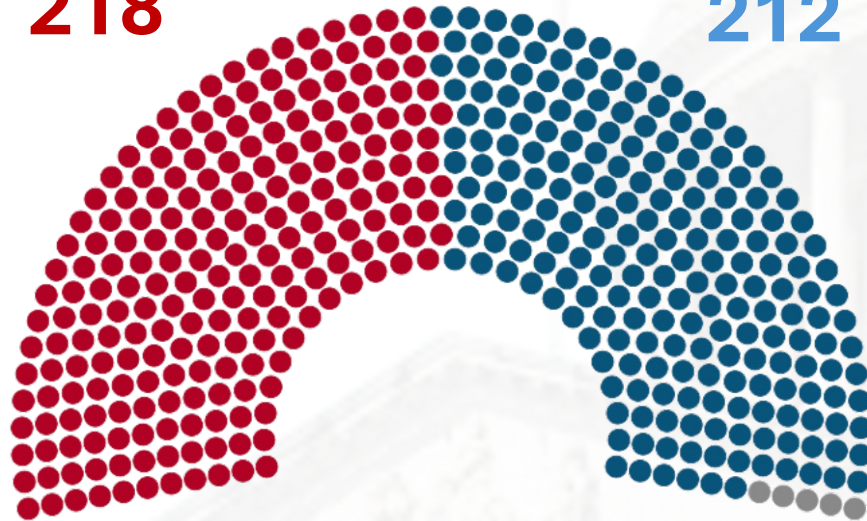
# Balance of Power

Republicans

**218\***

Democrats

**212**

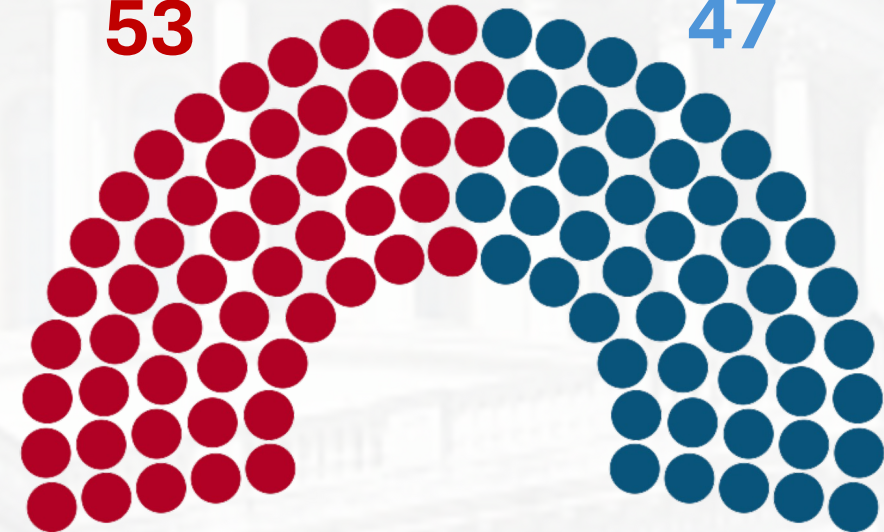


Republicans

**53**

Democrats

**47\***



## House of Representatives

All **435** House seats are contested in 2026

Democrats must flip **3-4** seats currently held by Republicans to gain a majority

**5 Vacancies** (CA-01, CA-14, GA-13, FL-20, TX-23)

*Special election for GA-13 to be held on July 28*

*Special election for CA-01 to be held August 4*

*Special election for CA-14 to be held on August 18*

## U.S. Senate

**35** Senate seats are contested in 2026

Races to Watch: **GA, MI, ME, NH, NC, OH**

*\*Includes 2 Independents who caucus with Democrats*

*\*includes Rep. Kevin Kiley (I-CA) who caucuses with Republicans*

# Congressional Turnover

As of 6/10/26

Not reflecting resignations and deaths

**74**\*

incumbents will not return to their seats next term, **a record number**.

**12** are Senators and  
*4 Democrats / 8 Republicans*

**62** are U.S. Representatives  
*24 Democrats / 38 Republicans*



**38**

are retiring from public office

**6**

lost their primary elections

**33**

are running for a different office, with **14** seeking governorships, **16** looking to make the jump from House to Senate, and **1** ran for state AG.

*\*Sen. Marsha Blackburn (R-TN), Sen. Michael Bennet (D-CO), and Sen. Amy Klobuchar (D-MN) are not up for reelection but will resign if they win their governor races; as such, they are not included in the total.*

# Incumbent Losses

As of 6/8/26

Louisiana



Sen. Bill Cassidy  
*defeated by*



Rep. Julia Letlow\*

\*Leading the June 27 runoff

Texas



Sen. John Cornyn  
*defeated by*



Ken Paxton

KY-04



Rep. Thomas Massie  
*defeated by*



Ed Gallrein

TX-02



Rep. Dan Crenshaw  
*defeated by*



Steve Toth

TX-33



Rep. Julie Johnson  
*defeated by*



Colin Allred

TX-18



Rep. Al Green  
*defeated by*



Rep. Christian Menefee

# Upcoming Elections to Watch



**June 16:** Georgia and Alabama Primary Runoffs

**June 23:** New York and Utah Primary Elections

**June 27:** Louisiana Primary Runoff

**July 28:** Special Election for GA-13

**August 4:** Special Election for CA-01

**August 4:** Michigan Senate Primary

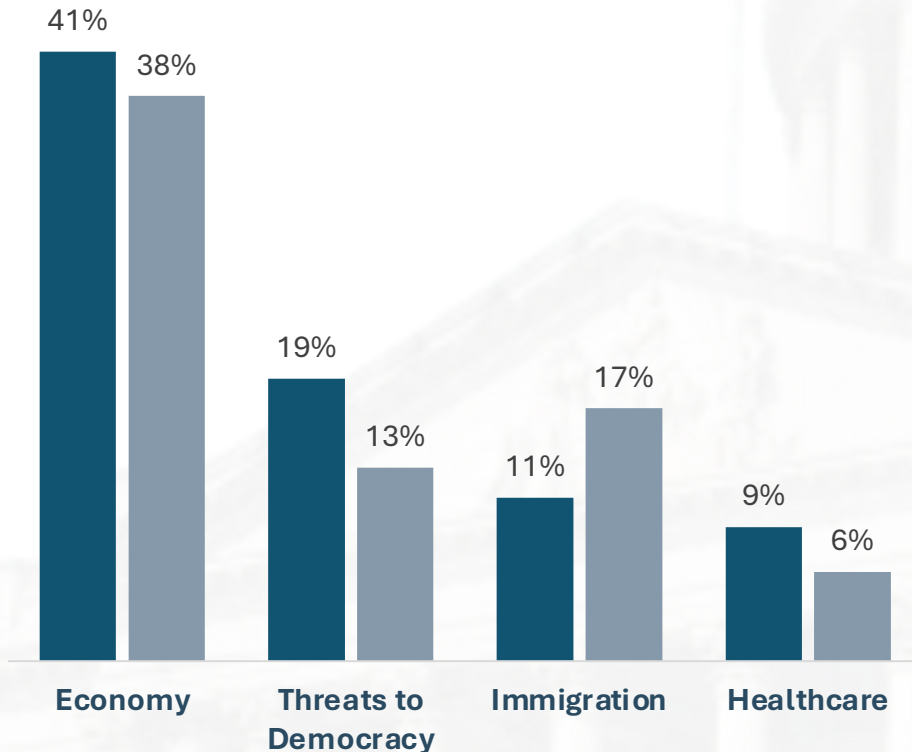
**August 18:** Special Election for CA-14

**September 1:** Massachusetts Senate Primary

# The Electorate

Top Issues for Voters

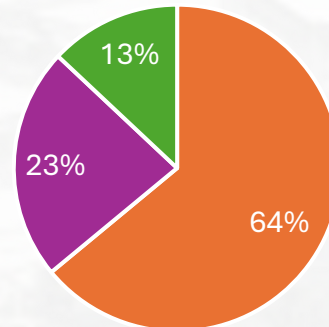
■ 2026 ■ 2024



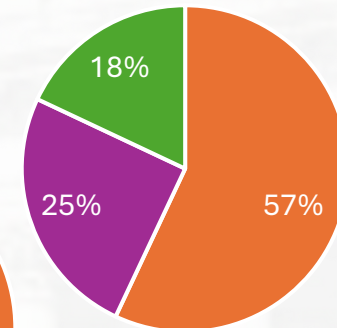
President Trump has a **39% approval rating** among likely voters. In May 2024, the economy was the most important issue to voters, followed by immigration, threats to democracy, and healthcare. In May 2026, the **economy remains the top issue for voters**, and voters continue to prioritize the same issues as in 2024, though concern about threats to democracy and healthcare have grown, while immigration concerns have declined.

**Affordability** is a key issue for the midterm elections, with the cost of healthcare, groceries, and gasoline/transportation topping the list of economic concerns for U.S. adults.\*\*

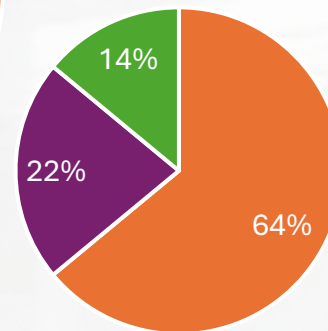
Healthcare Affordability



Food and Groceries



Gasoline and Transportation Costs



■ Concerned  
 ■ Semi-Concerned  
 ■ Not Concerned

\*Emerson College polling May 24-25 (2026) and May 21-23 (2024)

\*\*KFF polling April 14-19, 2026

# Election Dynamics

*Looking to 2026 and 2028*



# Midterm Trends in the House



The House has changed party control **18** times since 1856.

**1994**

Republicans gained **54 seats**, ending 40 years of Democratic control.

**2010**

GOP gained **63 seats**, the largest victory in a midterm since 1938.

**2022**

Republicans **narrowly recaptured** control of the U.S. House in the 2022 midterms by a slim margin.

**2006**

Democrats gained **31 seats**, flipping control from Republicans.

**2018**

Democratic turnout during President Trump's first term led the party to gain **41 seats**.

# Midterm Shifts and Presidential Approval

1994



51%

-54 seats

**230** - **204**

2006



38%

-31 seats

**233** - **202**

2010



50%

-63 seats

**242** - **193**

2018



42%

-41 seats

**235** - **199**

2022



41%

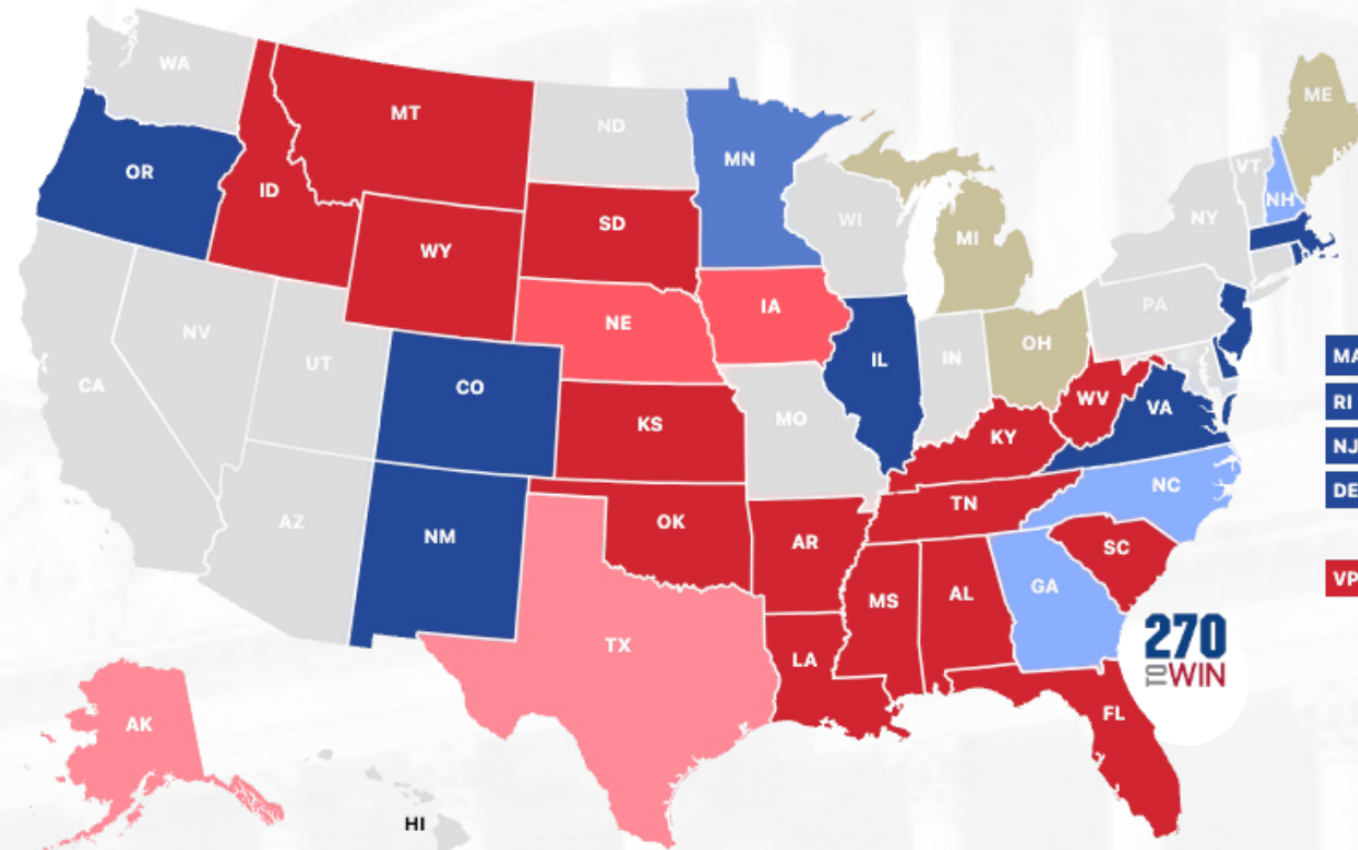
-9 seats

**222** - **213**

Despite President Biden's low approval rating in 2022, post-2020 redistricting and increased voter turnout in response to *Dobbs v. Jackson Women's Health Organization* helped incumbent Democrats overperform Biden's margins in their districts and offset Republican pickups.



# 120th CONGRESS: SENATE PROJECTIONS



**13 Democrat Seats**  
**9** Solid Democrat  
**1** Likely Democrat  
*(MN)*  
**2** Lean Democrat  
*(NH, GA)*  
**1** Toss-Up  
*(MI)*

**22 Republican Seats**  
**15** Solid Republican  
**2** Likely Republican  
*(NE)*  
**2** Lean Republican  
*(AK, IA, TX)*  
**2** Toss-Up  
*(ME, OH)*  
**1** Lean Democrat  
*(NC)*

Up in 2026: **13** Democrats | **22** Republicans

# Look Ahead: Senate Races to Watch

## Toss Up Races



MAINE  
Collins (R) | Toss Up  
Harris + 6.9



MICHIGAN  
Open | Toss Up  
Trump + 1.4



OHIO  
Husted (R) | Toss Up  
Trump +11

Democrats need net gain of 4 seats to win the majority.

## Competitive Races



NEW HAMPSHIRE  
Open | Lean D  
Harris + 2.8



NORTH CAROLINA  
Open | Lean D  
Trump + 3.2



GEORGIA  
Ossoff (D) | Lean D  
Trump + 2.2



ALASKA  
Sullivan (R) | Lean R  
Trump +15



IOWA  
Open | Lean R  
Trump + 13.3



TEXAS  
Open | Lean R  
Trump + 14

# 120th CONGRESS: HOUSE PROJECTIONS

**216 Democrat  
Seats**

**179** Solid Democrat

**6** *Solid Republican*

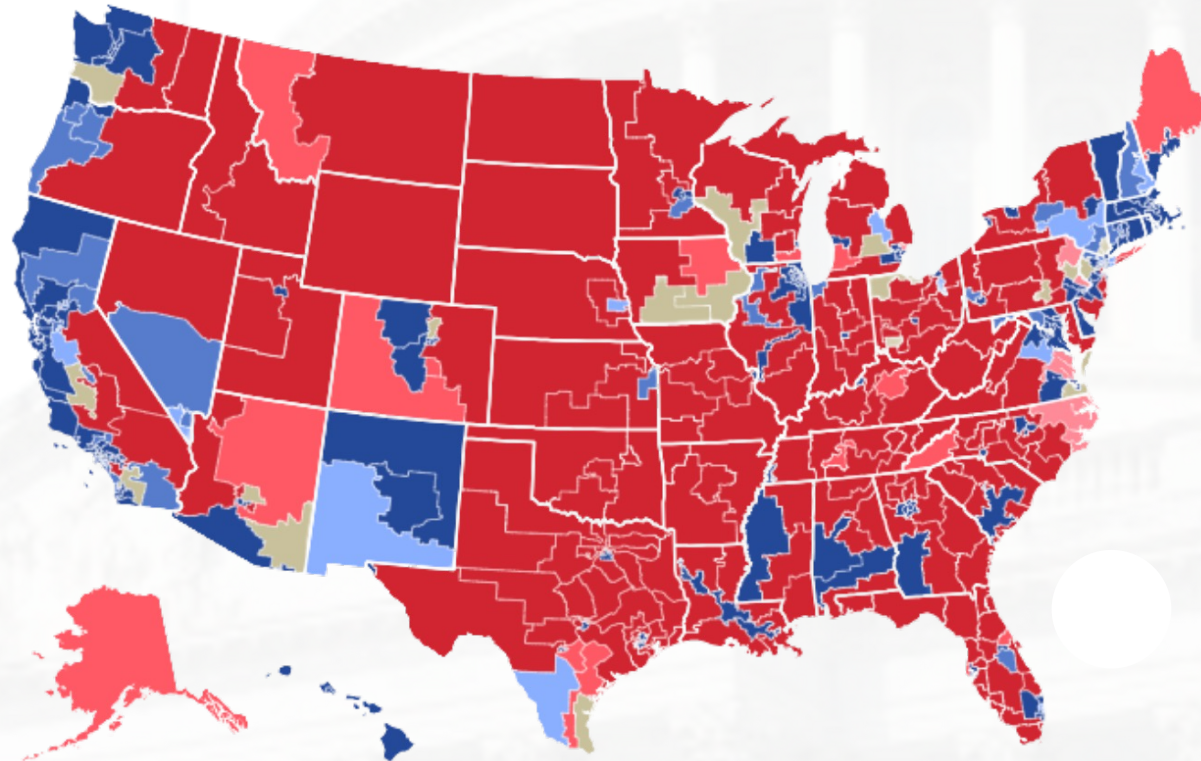
**11** Likely Democrat

**3** *Likely Republican*

**10** Lean Democrat

**3** *Lean Republican*

**4** Toss-Up



**219 Republican  
Seats**

**184** Solid Republican

**3** *Solid Democrat*

**14** Likely Republican

**2** Lean Republican

**2** *Lean Democrat*

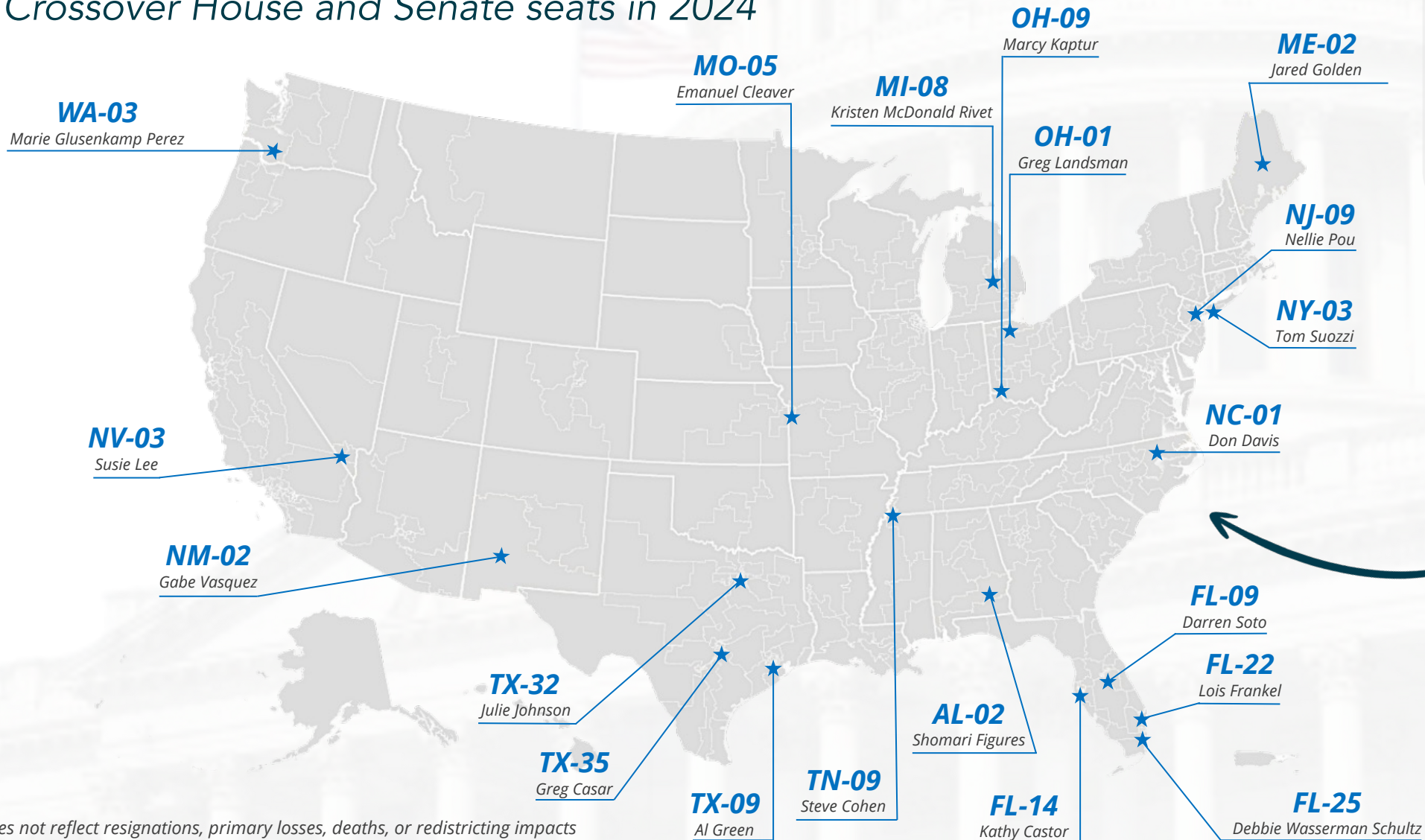
**14** Toss-Up

Projected Total: **212** Republican **205** Democrat **18** Toss-Ups  
**218** needed for majority

# Election Year Dynamics

Crossover House and Senate seats in 2024

**!** **Jon Ossoff (GA)** is one of two Democratic senators defending seats in states won by Trump; the other, **Gary Peters (MI)**, is not seeking reelection.



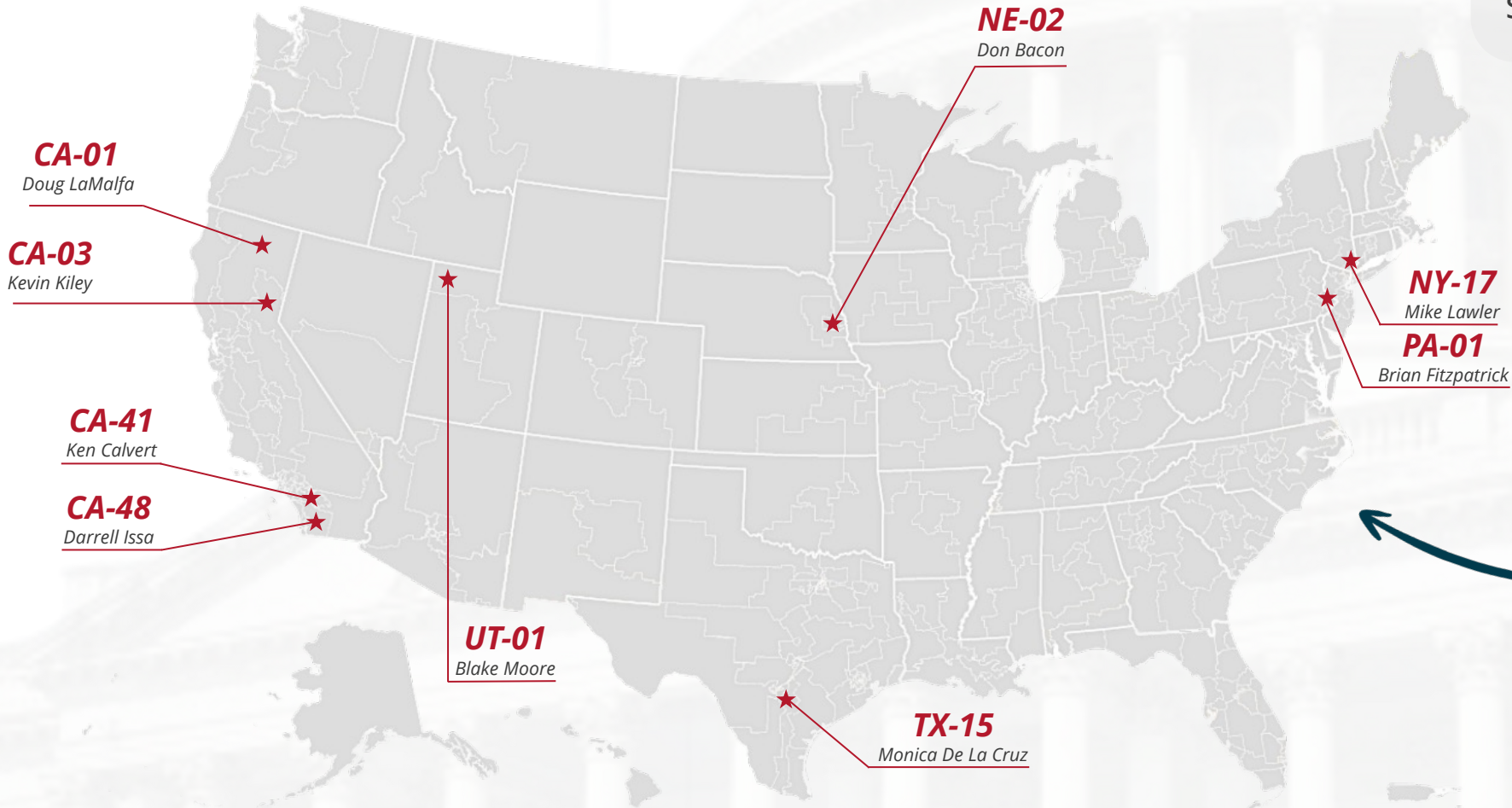
**20**

House Democrats in Trump districts

\*Does not reflect resignations, primary losses, deaths, or redistricting impacts

# Election Year Dynamics

Crossover House and Senate races in 2024



**!** **Susan Collins (ME)**  
is the only GOP Senator  
defending a seat in a  
state won by Harris.

**9**  
House Republicans  
in Harris districts

\*Does not reflect resignations, primary losses, deaths, or redistricting impacts.

# Redistricting: Latest Updates



The Supreme Court ruled in a 6-3 decision in *Louisiana v. Callais*, **limiting the scope and scale of Section 2 of the Voting Rights Act**. The decision requires evidence or at least **“a strong inference” of discriminatory intent** in the drawing of legislative lines to prove that a map unfairly discriminates against minority voters.



The decision opened the door for southern states, including Alabama and Tennessee, to **redraw congressional maps**.

While the 2026 redistricting battle has largely concluded, several states are positioning themselves for new districts ahead of 2028.



Georgia and Mississippi are expected to revisit their maps, while Democrats in Colorado and New York are in the process of amending their state constitutions to give them **full control of the redistricting process**. Redrawn maps are still **subject to legal challenges** and must **withstand judicial scrutiny**.

# Redistricting

Recently, a mid-decade redistricting battle has emerged as parties compete for control of the House in 2026. Ohio was the only state mandated to redraw its maps this year.

State	How many seats could flip?	Status of new map
Texas	GOP +3-5	Signed into law
Missouri	GOP +1	Signed into law
Florida	GOP +4	Signed into law and facing lawsuits
Ohio	GOP +0-3	Bipartisan commission enacted new map
North Carolina	GOP +1	State legislature enacted new map
California	Dem +3-5	Enacted through statewide ballot measure
Utah	Dem +1	Enacted through court order
Virginia	Dem +0	Struck down by VA Supreme Court
Tennessee	GOP +1	Signed into law, facing lawsuits
Louisiana	GOP +1	State senate passed new congressional maps
Alabama	GOP +1	Reinstated 2022 maps blocked by lower court

# Redistricting: Potential Scenarios

## Democrat Flips

CA-01	Vacant
CA-06	Kiley
UT-01	Open (Moore)

## Republican Flips

AL-02	Figures
LA-06	Fields
MO-05	Cleaver
TN-09	Open (Cohen)
TX-09	Open (Green)
TX-32	Open (Johnson)
TX-35	Open (Casar)

## Likely Outcome: GOP net +5

**Alabama:** Governor Kay Ivey signed legislation reinstating the 2022 maps and shifting the 2<sup>nd</sup> District back to a safe Republican seat. Alabama postponed its primaries for the 1<sup>st</sup>, 2<sup>nd</sup>, 6<sup>th</sup>, and 7<sup>th</sup> districts to August 11.

**Louisiana:** The Governor postponed the state's six U.S. House primary races scheduled for May 16 to allow a new map to pass. The new 6<sup>th</sup> District would have voted for Trump by more than 30 points in 2024, making it practically impossible for Democrat Rep. Cleo Fields to win reelection.

**Tennessee:** Governor Bill Lee signed the state's new congressional map dividing the city of Memphis into three congressional districts and effectively removing the state's only Democratic district held by Rep. Steve Cohen.

**South Carolina:** The State Senate rejected a measure to extend the legislative session to consider redistricting. A redrawn map would have targeted the state's only Democrat, Rep. Jim Clyburn.

Cook Political Report estimates Democrats would need to win almost **three-fourths of the 18 toss up seats** to flip control of the House if the Supreme Court upholds Alabama's new map.

# Look Ahead: House Races to Watch

## Lean Democrat

CA-13	Gray
CA-45	Tran
CA-48	Open (Issa)
MI-08	McDonald Rivet
NE-02	Open (Bacon)
NM-02	Vasquez
NV-03	Lee
NY-03	Suozzi
NY-04	Gillen
NY-19	Riley
OH-01	Landsman
TX-28	Cuellar

## Toss Up Seats

AZ-01	Open (Schweikert)
AZ-06	Ciscomani
CA-22	Valadao
CO-08	Evans
FL-25	Moskowitz
IA-01	Miller-Meeks
IA-03	Nunn
MI-07	Barrett
NJ-07	Kean Jr.
NY-17	Lawler
OH-09	Kaptur
PA-07	Mackenzie
PA-08	Bresnahan
PA-10	Perry
TX-34	Gonzalez
VA-02	Kiggans
WA-03	Perez
WI-03	Van Orden

## Lean Republican

FL-14	Castor
FL-22	Open (Frankel)
MI-10	Open (James)
NC-01	Davis
VA-01	Wittman

# Gubernatorial Elections to Watch

## INCUMBENTS



ARIZONA  
Hobbs | Toss Up  
Trump + 5.5



NEVADA  
Lombardo | Toss Up  
Trump + 3.1



## OPEN SEATS



MICHIGAN  
Open | Lean D  
Trump + 1.4



WISCONSIN  
Open | Toss Up  
Trump + 0.8



GEORGIA  
Open | Toss Up  
Trump + 2.2



IOWA  
Open | Toss Up  
Trump + 13.3



KANSAS  
Open | Lean R  
Trump + 16.2



OHIO  
Open | Lean R  
Trump + 11

# Look **WAY** Ahead: 2028 Senate Races

**34** Senate seats are up for regular election in 2028—**15** are held by Democrats while **19** are held by Republicans.

*These seats were last contested in the 2022 midterms. Higher voter turnout in a presidential election year may affect the competitiveness of key Senate races.*

