

“Supper and Spirit” How-To

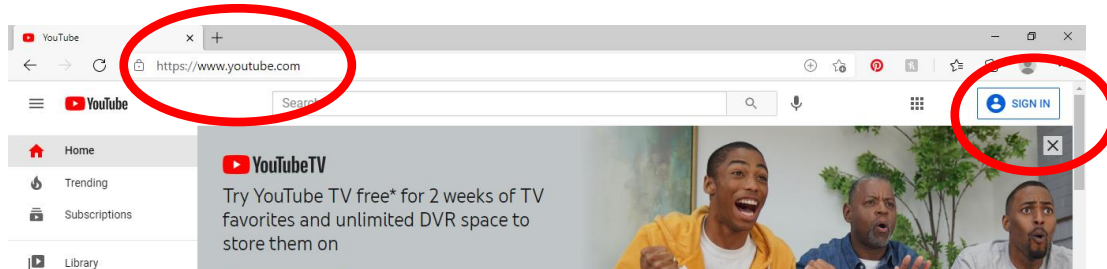
As part of our Lenten “at all times and in all places” midweek events, we will host “Supper and Spirit” livestream conversations **via YouTube**.

You need a Google account in order to comment on the YouTube video, just as a Facebook account is needed for our Sunday morning coffee hours. Good news: a Google account is **much** easier to make! This means that more people will be able to participate more easily.

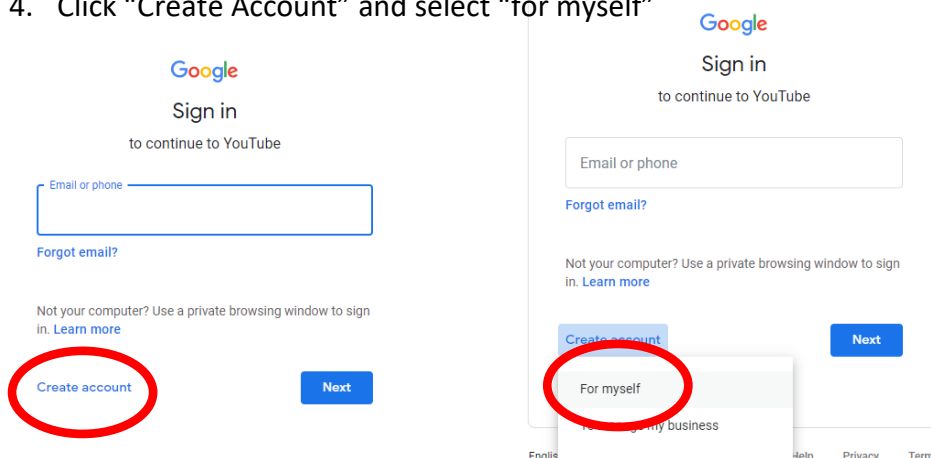
If you do not have a Google account, simply follow these instructions to set one up so you are ready for the first “Supper and Spirit” starting February 24th at 6:15pm.

How to make a Google account

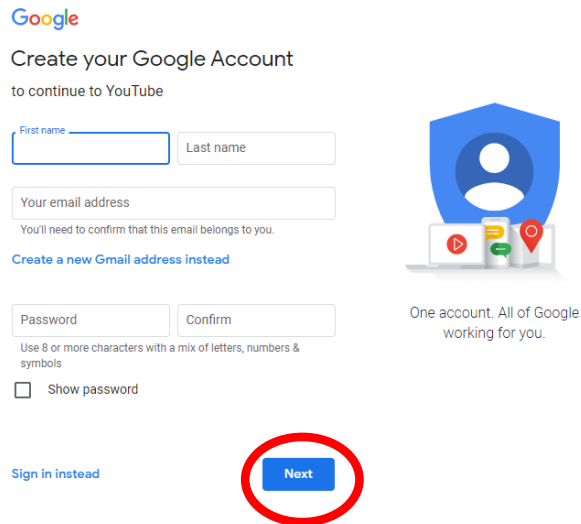
1. Open your internet browser and go to www.youtube.com
2. Click “Sign In” in the upper right-hand corner



3. If there is an account option when you click ‘Sign In’, congratulations! You already have an account. Go ahead and sign in! If you do not have an account option, continue to step 4.
4. Click “Create Account” and select “for myself”

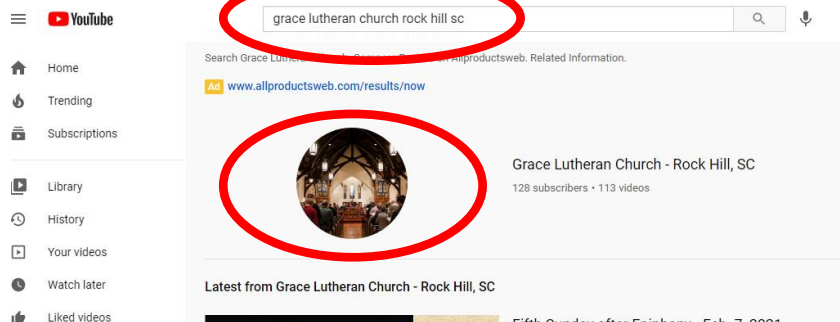


5. Follow the instructions to set up an account, using an email address you already have, or by creating a new Gmail account (a new Google-hosted email address). Then click Next.



The image shows the Google Account creation page. It has the Google logo at the top, followed by the text "Create your Google Account to continue to YouTube". There are input fields for "First name", "Last name", and "Your email address". Below the email field is a link that says "Create a new Gmail address instead". There are also fields for "Password" and "Confirm", with a note: "Use 8 or more characters with a mix of letters, numbers & symbols". A checkbox labeled "Show password" is below the password fields. On the right side, there is a blue shield icon with a person silhouette and a laptop with icons on it. Below this is the text "One account. All of Google working for you." At the bottom left is a link "Sign in instead", and at the bottom center is a blue button labeled "Next" which is circled in red.

6. Agree to the terms and conditions.
7. A verification email will be sent to the address you used to create your account. Follow the directions in the verification email to sign into your new account.
8. Return to www.youtube.com and click "Sign In" as you did in step 2. This time, use your new account information to sign in. (You may already be signed in, depending on how the verification process went).
9. Search "Grace Lutheran church rock hill sc" in the YouTube search bar to find our channel



10. Click the photo of our sanctuary to go to the channel. Click "Subscribe" to connect to our channel.
11. You're all set!