



ZOOOMBOMBING AND PREVENTION MEASURES



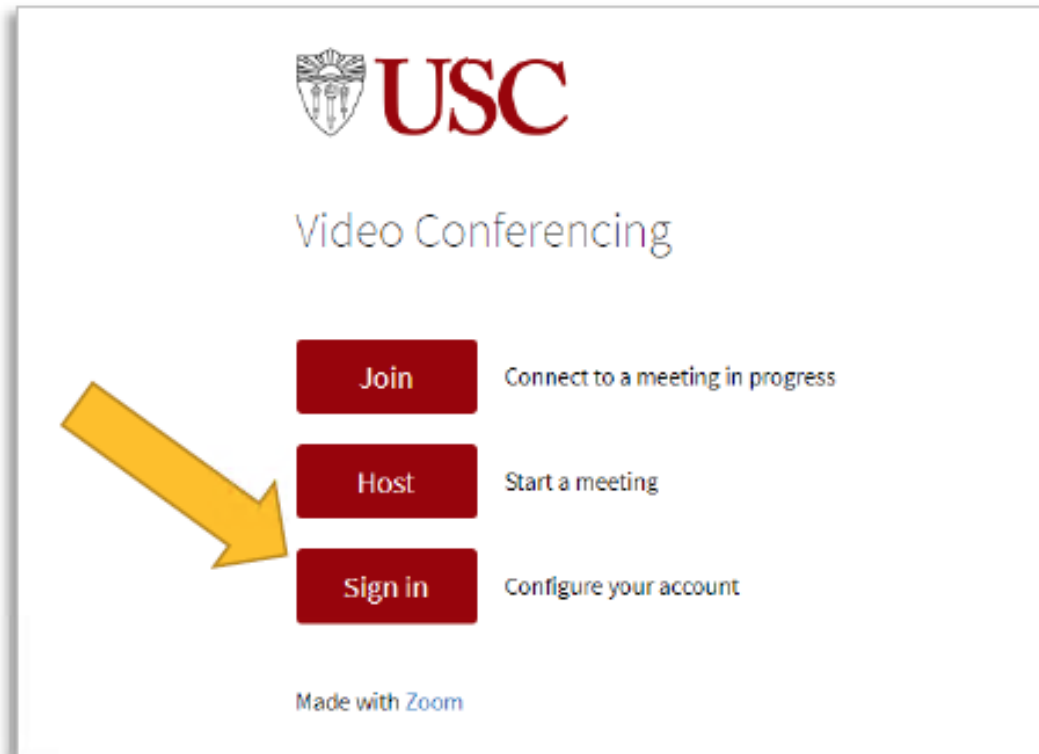
To preserve the integrity of our classes, we ask that all students be logged in to their USC Zoom account to participate in classes.


Please follow the steps in the next slides to make sure you are logged into your USC Zoom account with your USC credentials.



LOGIN TO ZOOM

Go to usc.zoom.us and click on the button labeled “Sign in”.





You will be routed to the USC Single Sign-on webpage. Use your USC Net ID and password to login

USC University of Southern California

Welcome. Please sign in to continue.

Sign in

[Activate new account](#) [Forgot NetID](#) | [Forgot password](#)

To sign out, close your web browser. This step will prevent others from accessing your account when you are using a shared computer.

Need help? Visit [USC NetID account services](#) or contact the ITS Customer Support Center at **213-740-5555** or consult@usc.edu.