





# the Quilt Store

*A Quilt Store by Quilters for Quilters*

12710 Lowell Blvd. ▪ Broomfield, CO ▪ 80020 ▪ p. 303-465-0750 ▪ f. 303-465-0759  
[www.thequiltstore.net](http://www.thequiltstore.net) ▪ [quilters@thequiltstore.net](mailto:quilters@thequiltstore.net)

## May

Sunday	Monday	Tuesday	Wednesday	Thursday	Friday	Saturday
						1 10-3 Corn & Beans
2	3 10-3 Caring Quilters	4 10-3 Tuesday Bees	5 10-2 Basic 101 (1/5)	6	7 10-2 Basic Machine Quilting	8 10-2 Beginning Paper Piecing
9 	10 10-3 Caring Quilters	11 10-3 Tuesday Bees	12 10-2 Basic 101 (2/5)	13	14 10-3 Lincoln Log Cabin (1/2)	15 10-2 Country Charm Table Runner
16	17 10-3 Caring Quilters	18 10-3 Tuesday Bees	19 10-2 Basic 101 (3/5)	20	21 10-2 Beginning Fusible Applique	22
23	24 10-3 Caring Quilters	25 10-3 Tuesday Bees	26 10-2 Basic 101 (4/5)	27	28 10-3 Lincoln Log Cabin (2/2)	29
30	31 <b>Memorial Day</b> 10-3 Caring Quilters					

### **Basic 101** (Lou)

Wednesdays (10-2): May 5, 12, 19, 26, June 2

Learn the basics of quilt making including color selection, machine piecing and the proper use of tools while making a simple quilt. You will learn basic quilting and binding and have a completed quilt when the class is over. A sewing machine in good working condition is required. \$100



**Basic Machine Quilting** (Lou)

Friday, May 7 (10-2)

Build your confidence level so you can quilt your own projects on your home machine. If you have never machine quilted before or have been frustrated with your attempts, this is the class that will show you the basics and answer your questions. Also learn all about threads, marking pencils and machine needles. \$40

**Beginning Fusible Applique** (Lou)


Friday, May 21 (10-2)

Learn how to apply fusible webbing, layer and stitch on any fusible project. This class will open doors for you to move on to other fusible projects. \$25

**Beginning Paper Piecing** (Ann)

Saturday, May 8 (10-2)

Don't worry about the 1/4" seams on these projects...just sew on the lines! In this class you will select your project - the log cabin or pineapple and by the end of the class you will be a real paper piecer! \$25

**Corn & Beans** (Jan)

Saturday, May 1 (10-3)

This is a fun, easy and productive one-day class. You'll learn to make quick sets of blocks and triangles and put them together to create the effect of water rippling down a window, obscuring the beautiful garden beyond. It's a wonderful class to use collections of big print fabrics such as Kaffe Fassett. \$50

**Country Charm Table Runner** (Lou)

Saturday, May 15 (10-2)

A quick & easy table runner using charm squares for both the center and border. This makes a great size: 19" x 53". \$20

**Lincoln Log Cabin** (Ann)

Fridays: May 14 &amp; 28 (10-3)

This is a very simple paper pieced table topper or wall hanging consisting of only log cabin blocks and flying geese arcs using fat quarters. \$40



## Stash To Cash Sale

Clean out your sewing room and gather up unfinished/unwanted projects and come sell with us! Our sellers have a lot to offer you as they've been cleaning out their sewing spaces. There's something for the shoppers - notions, machines, buttons, containers, fabric, kits, just everything you might need or want. Please call the store to sign up if you want to sell your stuff!

**Saturday, June 5 (8am-noon)**

If you're not selling, be sure to come shop - it's always a lot of fun and you'll find special bargains and special stuff you really need. There will be about 30 sellers with only sewing-related items.

## Sewing Machine Repairs

- ♦ Repairs are done every Friday - Service tech has over 35 years experience and is certified to repair all models
- ♦ One-day turnaround time, unless parts need to be ordered. Call the store to make an appointment