Forsyth County, Georgia

Market Trends

Property Type: SF + Condo/TH/Apt

December 2025

Market Type

Seller's Market | Balanced Market | Buyer's Market

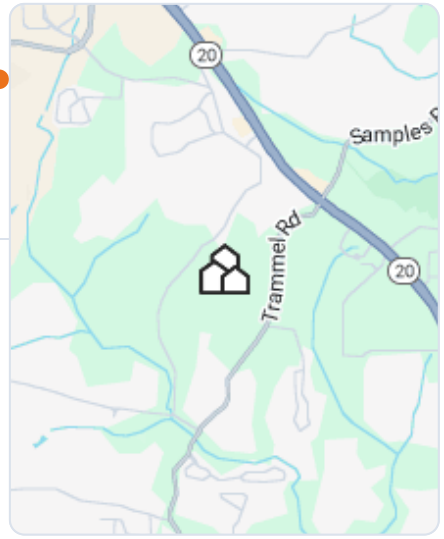

Key Details

Months of Inventory	Sold to List Price %	Median Days in RPR	Median Sold Price
3.25	**97.3%**	**36**	**$608,800**
↓ 14.47% MoM	↑ 0.03% MoM	↓ 14.29% MoM	↑ 2.32% MoM

Realtors Property Resource®, LLC

Source: Listings

Median Estimated Property Value

December 2025

Property Type: SF + Condo/TH/Apt

Median Estimated Value
$644,790

Last Month Change
+0.1%

12 Month Change
+0.9%

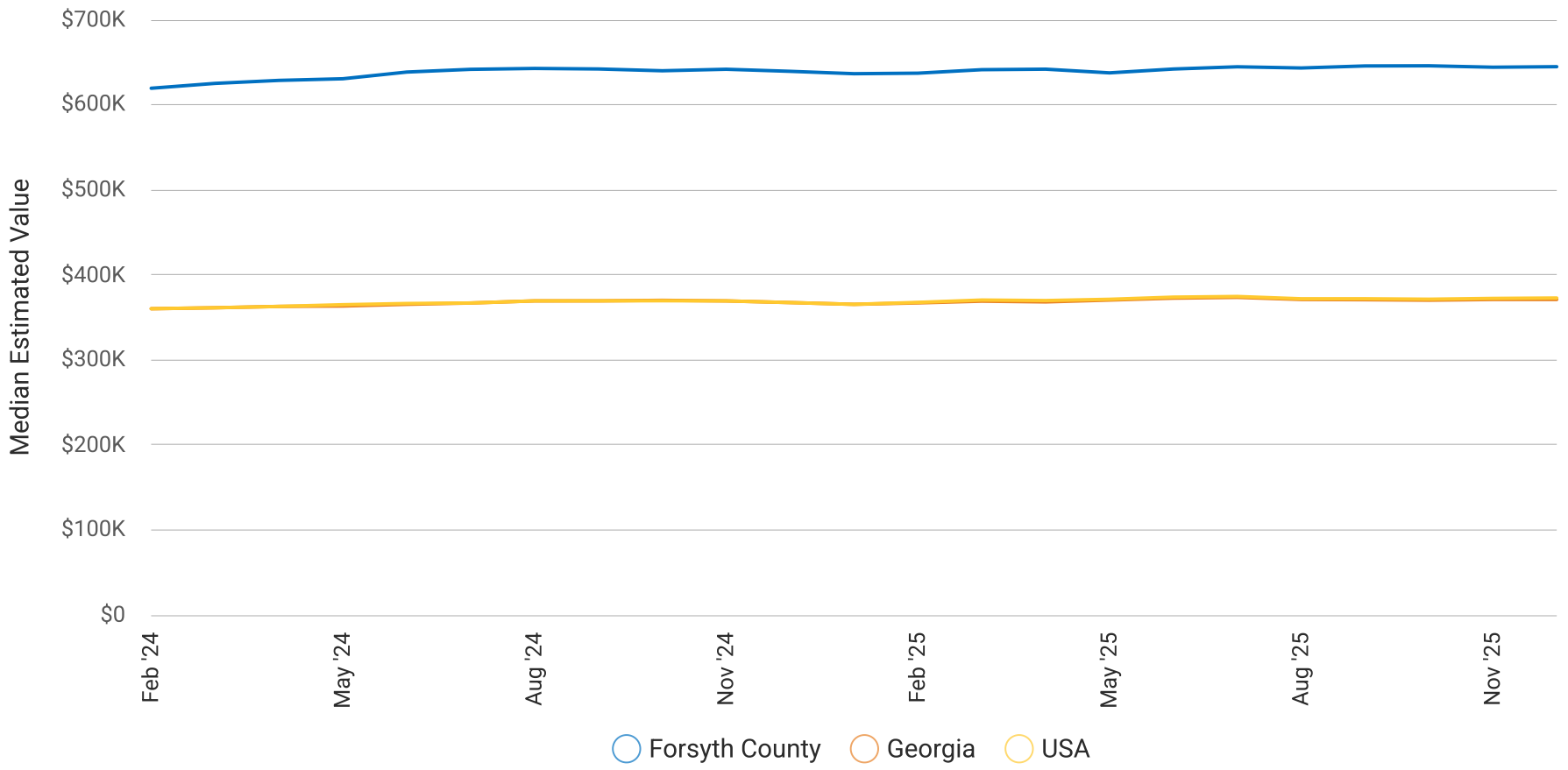

Realtors Property Resource®, LLC

Source: Public Records and Listings

New Listings

December 2025

Property Type: SF + Condo/TH/Apt

Median List Price	# of Properties	Median $/Sqft	Total $ Volume	Median Living Area Sqft
$650K	289	$226	$207.5M	3,085
0%	↓ 25.7% Month Over Month	↓ 0.4% Month Over Month	↓ 30.8% Month Over Month	↑ 1.9% Month Over Month

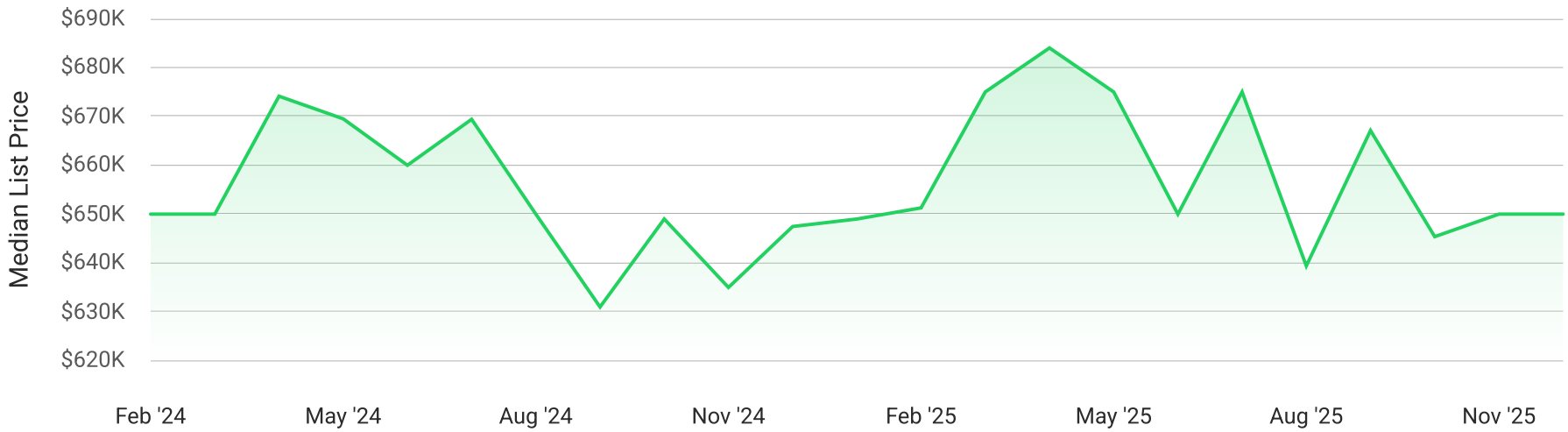

Realtors Property Resource®, LLC

Source: Listings

Active Listings

December 2025

Property Type: SF + Condo/TH/Apt

Median List Price	# of Properties	Median Days in RPR	Median $/Sqft	Total $ Volume	Median Living Area Sqft
$680K	1,025	70	$230	$826.5M	3,115
↑ 0.7% Month Over Month	↓ 14.2% Month Over Month	↑ 12.9% Month Over Month	↑ 0.9% Month Over Month	↓ 13.9% Month Over Month	0%

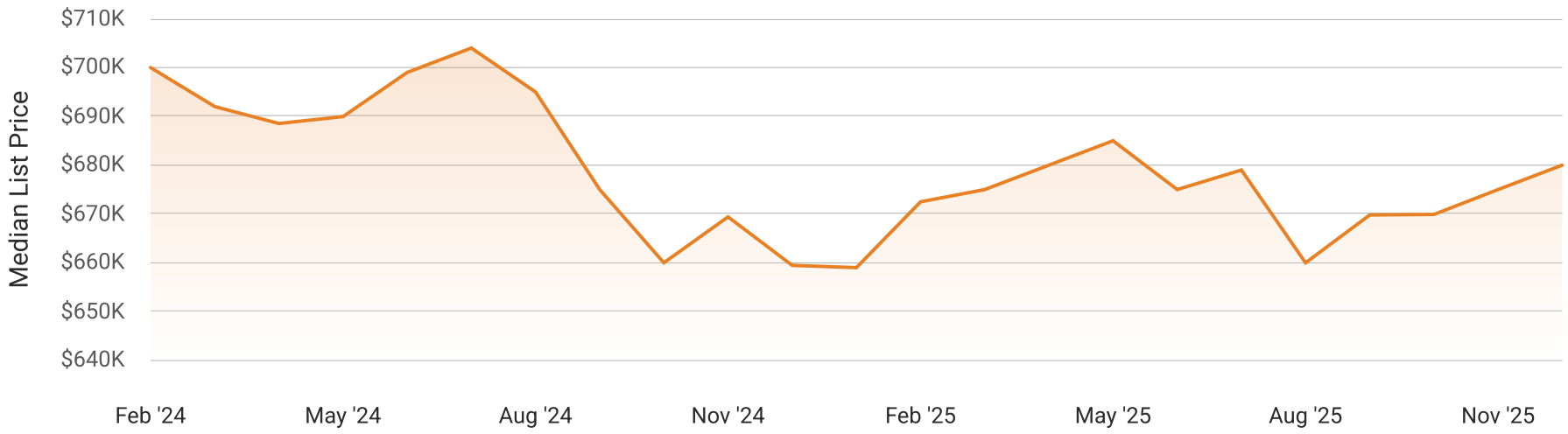

Realtors Property Resource®, LLC

Source: Listings

New Pending Listings

December 2025

Property Type: SF + Condo/TH/Apt

Median List Price	# of Properties	Median Days in RPR	Median $/Sqft	Total $ Volume	Median Living Area Sqft
$577K	202	43	$210	$130.9M	2,969
↓ 8.3% Month Over Month	↓ 26.5% Month Over Month	↓ 2.3% Month Over Month	↓ 5% Month Over Month	↓ 30.1% Month Over Month	↑ 1.1% Month Over Month

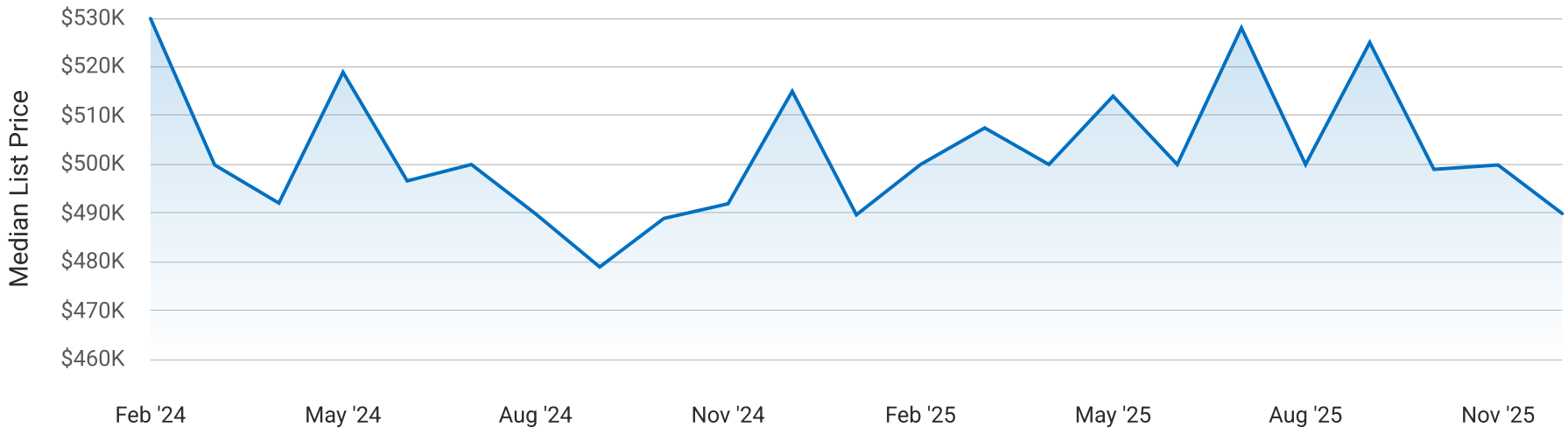

Realtors Property Resource®, LLC

Source: Listings

Pending Listings

December 2025

Property Type: SF + Condo/TH/Apt

Median List Price	# of Properties	Median Days in RPR	Median $/Sqft	Total $ Volume	Median Living Area Sqft
$630K	**261**	**68**	**$222**	**$184.1M**	**2,990**
↓ 2.8% Month Over Month	↓ 25.2% Month Over Month	↑ 74.4% Month Over Month	0%	↓ 24.9% Month Over Month	↑ 0.1% Month Over Month



Realtors Property Resource®, LLC

Source: Listings

Sold Listings

December 2025

Property Type: SF + Condo/TH/Apt

Median Sold Price	# of Properties	Sold to List Price %	Median Days in RPR	Median $/Sqft	Total $ Volume
$608.8K	279	97.35%	36	$210	$175.8M
↑ 2.3%	↑ 11.2%	↑ 0%	↓ 14.3%	↓ 0.9%	↑ 6%
Month Over Month	Month Over Month	Month Over Month	Month Over Month	Month Over Month	Month Over Month

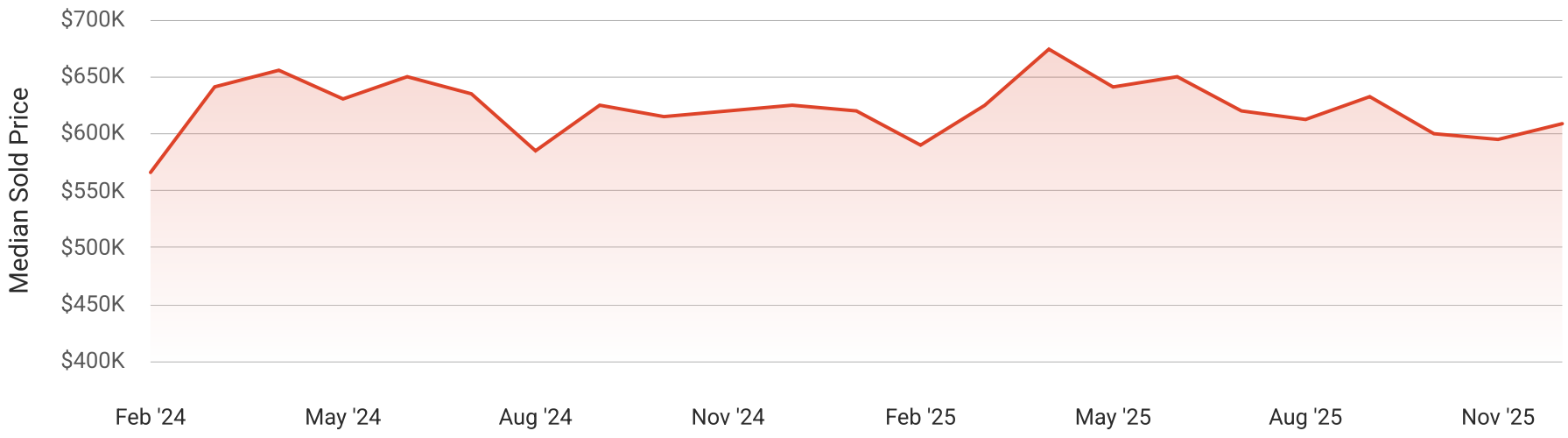

Realtors Property Resource®, LLC

Source: Listings

Months Supply of Inventory

December 2025

Property Type: SF + Condo/TH/Apt

Months Supply of Inv.	Last Month Change	12 Month Change
3.25	-14.5%	+22.2%

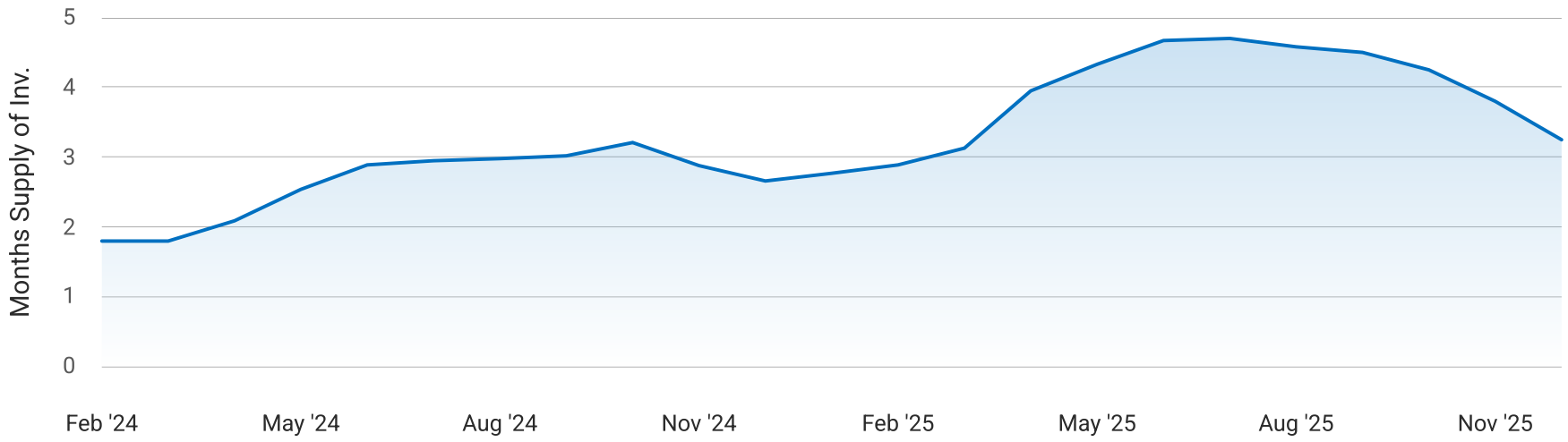

Realtors Property Resource®, LLC

Source: Listings