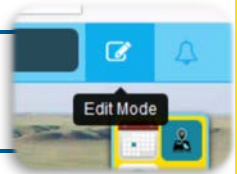


# ▶ ▶ ▶ Using myLCCC



Apps that have a key on them aren't locked – they just may require you to log in again (using your myLCCC login credentials).

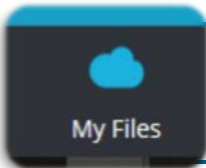
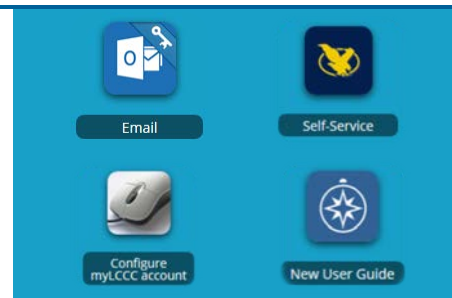
Use **Edit Mode** to add ore move apps, create folders to group your apps, and change your style options (app size/shape, font size, colors, background).



Apps that show a lock on them when you are in **Edit Mode** can't be deleted.


Important apps for getting started include:

- ▶ Email
- ▶ Self-Service
- ▶ Canvas
- ▶ Office 365
- ▶ Support Desk
- ▶ New User Guide
- ▶ Student Housing
- ▶ Configure myLCCC Account



Use "My Files" to connect any of your cloud storage accounts (Dropbox, Google Drive, etc.) to keep your documents in one place.

You get 1TB (Terabyte) of storage free through Microsoft OneDrive as part of your student Microsoft account – click on the Office 365 app to get started.



*Use the Support Desk app or contact the Technology Support Desk at **307.778.4357** if you have any trouble or questions using myLCCC.*