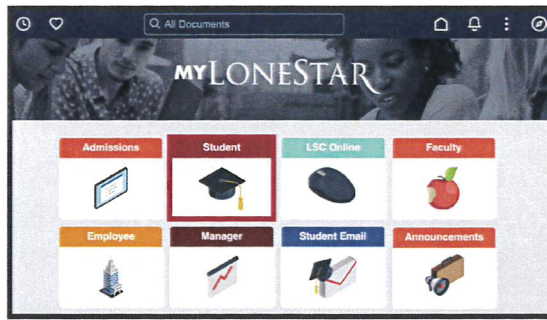


HOW TO: APPLY FOR GRADUATION

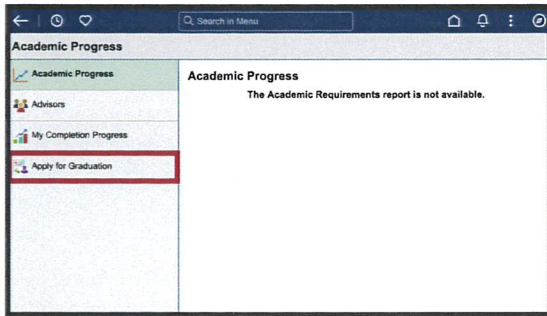


Login to your
MyLoneStar.edu
account

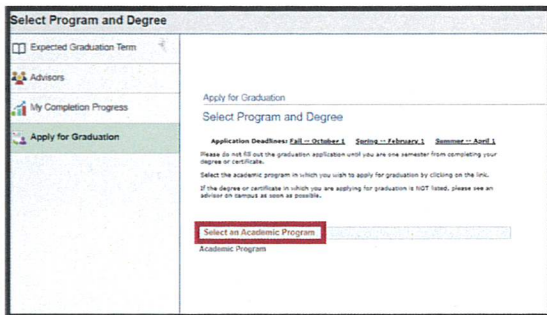
Click on **Student Tab**



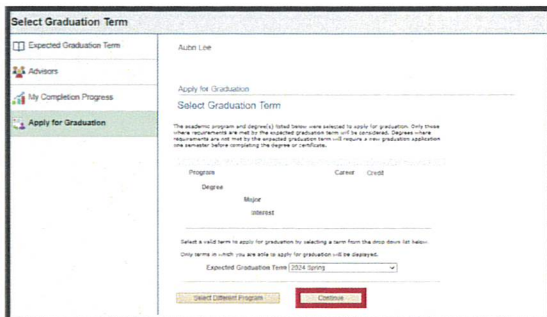
Click on
Completion Progress



On the left hand side –
Click on **Apply for
Graduation**



**Select your Academic
Program**



**Select the appropriate
Graduation Date**

**Double check that all
information is correct and
click continue through the
remainder of the process.**



Scan the QR code or visit LoneStar.edu/HNGraduation.



**LSC-HOUSTON
NORTH**



LoneStar.edu/HoustonNorth

