CITY OF LAS CRUCES

October 2026
Development Activity Report

Project Valuations

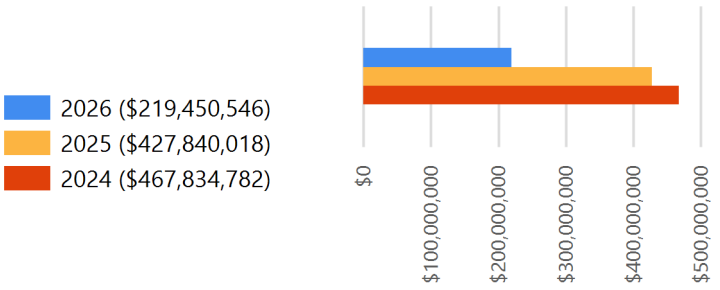

Monthly Permits Issued

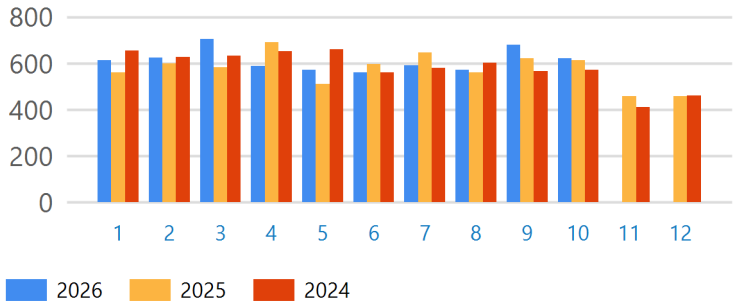

2026 Certificates of Occupancy Issued

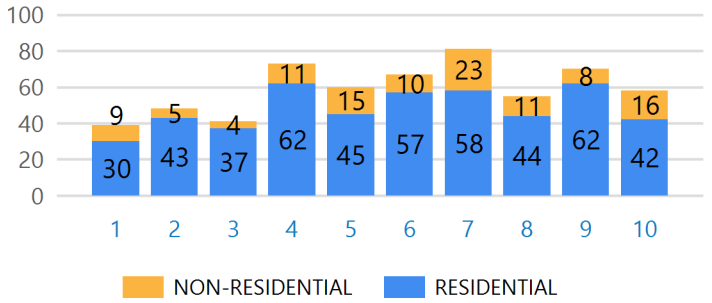

October Permits by Project Type

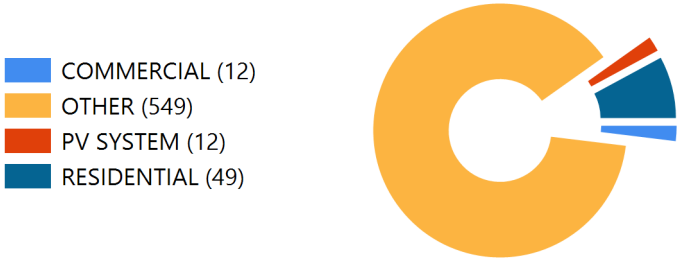

FAST FACTS

Description	October 2026	October 2025	Change	YTD 2026	2025 Totals
TOTAL PROJECT VALUATION	$24,917,710	$48,100,991	-48.20%	$219,450,546	$427,840,018
TOTAL PERMITS ISSUED	622	613	1.47%	6129	6901
RESIDENTIAL NEW PROJECT VALUATIONS	$12,585,240	$8,240,008	52.73%	$151,523,551	$163,623,925
RESIDENTIAL NEW PERMITS ISSUED	49	25	96.00%	564	551

RESIDENTIAL NEW	Business Registration	PROJECT VALUATION
49	352	$24,917,710

COMMERICAL NEW	COMMERCIAL ALTERATION	COMMERCIAL ADDITION
4	7	1

YTD Total	Permits Issued	Project Valuation	Building Fees	Public Safety Fees	Utility Fees	Park Fees
2026	6129	$219,450,546	$2,073,139	$687,455	$1,268,044	$2,154,579

October	Permits Issued	Project Valuation	Building Fees	Public Safety Fees	Utility Fees	Park Fees
2026	622	$24,917,710	$345,312	$95,657	$113,667	$198,029
2025	613	$48,100,991	$465,202	$153,039	$75,882	$320,881
2024	572	$25,194,640	$161,109	$89,350	$210,823	$176,800

October Project Comparisions

RESIDENTIAL	October 2026	2026 Totals	2025 Totals
PERMITS ISSUED	49	564	551
PROJECT VALUATION	$12,585,240	$151,523,551	$163,623,925
BUILDING FEES	$21,598	$274,301	$296,275
UTILITY FEES	$71,819	$1,141,034	$1,142,536
PUBLIC SAFETY IMPACT FEES	$50,943	$591,885	$631,849
PARK FEES	$194,348	$2,134,184	$1,475,782
COMMERCIAL	**October 2026**	**2026 Totals**	**2025 Totals**
PERMITS ISSUED	12	119	151
PROJECT VALUATION	$10,223,178	$41,597,993	$220,653,680
BUILDING FEES	$53,414	$255,712	$584,123
UTILITY FEES	$41,848	$123,190	$661,186
PUBLIC SAFETY IMPACT FEES	$43,776	$90,587	$449,345
PARK FEES	$0	$0	$730,700
PV SYSTEM	**October 2026**	**2026 Totals**	**2025 Totals**
PERMITS ISSUED	12	128	241
PROJECT VALUATION	$229,772	$2,192,719	$5,313,932
BUILDING FEES	$3,165	$34,273	$67,353
UTILITY FEES	$0	$0	$0
PUBLIC SAFETY IMPACT FEES	$0	$0	$0
PARK FEES	$0	$0	$0
OTHER	**October 2026**	**2026 Totals**	**2025 Totals**
PERMITS ISSUED	549	5318	5958
PROJECT VALUATION	$1,879,520	$24,136,283	$38,248,481
BUILDING FEES	$267,136	$1,508,853	$1,860,690
UTILITY FEES	$0	$3,821	$99,268
PUBLIC SAFETY IMPACT FEES	$938	$4,983	$2,392
PARK FEES	$3,681	$20,395	$9,391

Details by Project Type	Permits Issued	Project Valuation	Building Fees	Other Fees
ACCESSORY BUILDING	7	$72,947	$1,025	$0
COMMERCIAL ADDITION	1	$202	$1,092	$1,491
COMMERCIAL ALTERATION	7	$1,815,084	$15,264	$0
COMMERCIAL ELECTRICAL	30	$0	$6,813	$0
COMMERCIAL FIRE ALARM	3	$24,463	$1,150	$0
COMMERCIAL FIRE SPRINKLER	0	$0	$0	$0
COMMERCIAL FIRE SPRINKLER TENANT IMPROVEMENT	1	$6,565	$90	$0
COMMERCIAL MECHANICAL	10	$0	$3,100	$0
COMMERCIAL NEW	3	$6,063,433	$28,608	$84,133
COMMERCIAL NEW MULTI FAMILY	1	$2,344,459	$8,450	$0
COMMERCIAL PLUMBING	25	$0	$4,950	$0
COMMERCIAL RE-ROOF	2	$607,646	$4,122	$0
COMMERCIAL SWIMMING POOL	0	$0	$0	$0
CONCRETE/SLAB/DRIVEWAY/SIDEWALK/CURB	2	$7,800	$150	$0
DEMOLITION	0	$0	$0	$0
FENCE PERMIT	0	$0	$0	$0
FENCES AND WALLS	61	$95,271	$8,482	$0
FULL DEMOLITION	0	$0	$0	$0
LATH STUCCO	1	$13,000	$170	$0
MOBILE HOME INSTALLATION	1	$0	$90	$4,619
MOBILE HOME PARK	0	$0	$0	$0
NEW SUBDIVISION	2	$0	$175,241	$0
PARTIAL DEMOLITION	0	$0	$0	$0
PAVING	0	$0	$0	$0
PRIVATE UTILITIES	0	$0	$0	$0
RESIDENTIAL ADDITION	3	$170,807	$725	$0
RESIDENTIAL ALTERATION	5	$168,328	$1,634	$0
RESIDENTIAL ELECTRICAL	125	$0	$17,315	$0
RESIDENTIAL MECHANICAL	93	$0	$14,880	$0
RESIDENTIAL NEW	49	$12,585,240	$21,598	$317,110
RESIDENTIAL PLUMBING	126	$0	$16,333	$0
RESIDENTIAL RE-ROOF	23	$377,814	$4,780	$0
RESIDENTIAL SWIMMING POOL	4	$190,615	$1,891	$0
RIGHT OF WAY	7	$24,000	$1,330	$0
ROCK WALL	0	$0	$0	$0
SIGN - PERMANENT	3	$0	$150	$0
SIGN - TEMPORARY	0	$0	$0	$0
SITE IMPROVEMENT	3	$64,000	$1,667	$0

Details by Project Type	Permits Issued	Project Valuation	Building Fees	Other Fees
SOLAR PHOTO VOLTAIC SYSTEM PERMIT	12	$229,772	$3,165	$0
SPECIAL SYSTEMS (KITCHEN HOODS, PAINT SPRAY BOOTHS, ETC.)	0	$0	$0	$0
UNDERGROUND SERVICE LINE FOR FIRE SUPPRESSION SYSTEM	0	$0	$0	$0
VERTICAL STRUCTURES	0	$0	$0	$0
WALLS AND FENCES ZONING REVIEW	0	$0	$0	$0
WINDOW AND DOOR REPLACEMENT	12	$56,264	$1,050	$0
WIRELESS COMMUNICATION STRUCTURES	0	$0	$0	$0
October 2026 Totals	**622**	**$24,917,710**	**$345,312**	**$407,353**

October Completed Inspections by Discipline

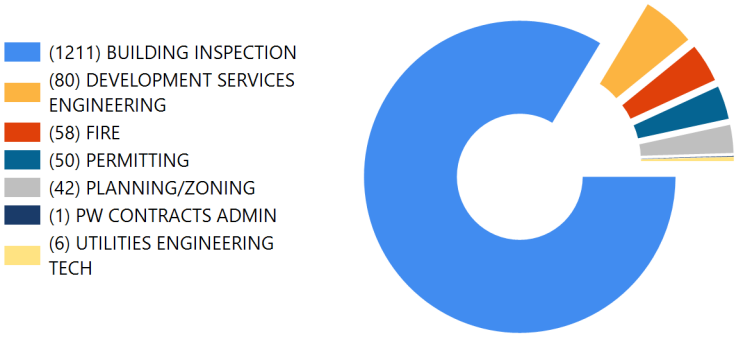

October Completed Inspections by Project Type



Completed Inspection Activity	October 2026	October 2025	2026 YTD	2025 Totals
BUSINESS - BUSINESS REGISTRATION LICENSE	133	74	1,343	1,280
BUSINESS - NON PROFIT BUSINESS LICENSE APPLICATION	1	3	62	45
BUSINESS - TEMPORARY BUSINESS LICENSE APPLICATION	2	1	54	86
COMMERCIAL - COMMERCIAL ADDITION	4	9	32	62
COMMERCIAL - COMMERCIAL ALTERATION	22	24	240	234
COMMERCIAL - COMMERCIAL ELECTRICAL	67	130	831	1,002
COMMERCIAL - COMMERCIAL FIRE ALARM	4	2	55	30
COMMERCIAL - COMMERCIAL FIRE SPRINKLER	3	11	89	84
COMMERCIAL - COMMERCIAL FIRE SPRINKLER TENANT IMPROVEMENT	0	1	10	17
COMMERCIAL - COMMERCIAL MECHANICAL	16	22	254	208
COMMERCIAL - COMMERCIAL NEW	13	47	189	410
COMMERCIAL - COMMERCIAL NEW MULTI FAMILY	15	29	264	158
COMMERCIAL - COMMERCIAL PLUMBING	29	52	422	482
COMMERCIAL - COMMERCIAL RE-ROOF	1	2	21	15
COMMERCIAL - COMMERCIAL SWIMMING POOL	0	0	4	1
COMMERCIAL - SPECIAL SYSTEMS (KITCHEN HOODS, PAINT SPRAY BOOTHS, ETC.)	0	2	11	13
COMMERCIAL - UNDERGROUND SERVICE LINE FOR FIRE SUPPRESSION SYSTEM	0	0	0	1
COMMERCIAL - WIRELESS COMMUNICATION STRUCTURES	0	0	2	7
CONCRETE CUTS - CONCRETE/SLAB/DRIVEWAY/SIDEWALK/CURB	0	3	22	28
DEMOLITION - DEMOLITION	1	0	5	8
DEMOLITION - FULL DEMOLITION	0	0	0	1
FENCES AND WALLS - FENCES AND WALLS	74	31	388	355
LATH STUCCO - LATH STUCCO	0	0	1	1
MOBILE HOME - MOBILE HOME INSTALLATION	3	4	25	38
PAVING - PAVING	0	0	1	1
PRIVATE UTILITIES - PRIVATE UTILITIES	0	0	1	4

Completed Inspection Activity	October 2026	October 2025	2026 YTD	2025 Totals
RESIDENTIAL - ACCESSORY BUILDING	4	4	67	70
RESIDENTIAL - RESIDENTIAL ADDITION	6	14	125	141
RESIDENTIAL - RESIDENTIAL ALTERATION	4	8	44	39
RESIDENTIAL - RESIDENTIAL ELECTRICAL	274	368	2,985	3,903
RESIDENTIAL - RESIDENTIAL MECHANICAL	100	108	1,064	1,335
RESIDENTIAL - RESIDENTIAL NEW	371	367	3,045	3,637
RESIDENTIAL - RESIDENTIAL PLUMBING	245	210	2,251	2,828
RESIDENTIAL - RESIDENTIAL RE-ROOF	30	28	168	200
RESIDENTIAL - RESIDENTIAL SWIMMING POOL	5	4	49	47
RIGHT OF WAY - RIGHT OF WAY	2	0	2	2
ROCK WALLS - ROCK WALL	0	0	0	2
SIGN - SIGN - PERMANENT	0	1	1	3
SITE IMPROVEMENT - SITE IMPROVEMENT	0	1	13	27
SOLAR PHOTO VOLTAIC SYSTEM - SOLAR PHOTO VOLTAIC SYSTEM PERMIT	15	31	114	268
WINDOWDOOR - WINDOW AND DOOR REPLACEMENT	4	6	126	200
Totals	**1,448**	**1,597**	**14,380**	**17,273**

Active Business Licenses



October Business Registration Types

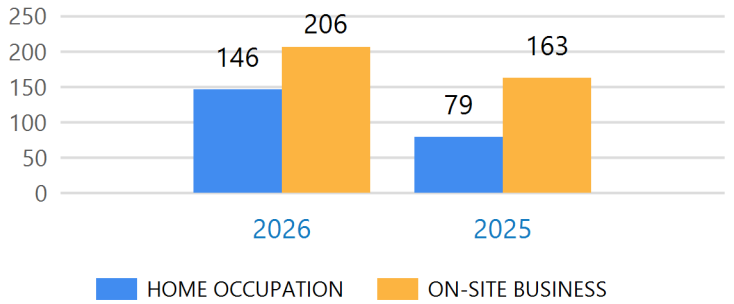

October Business Registrations

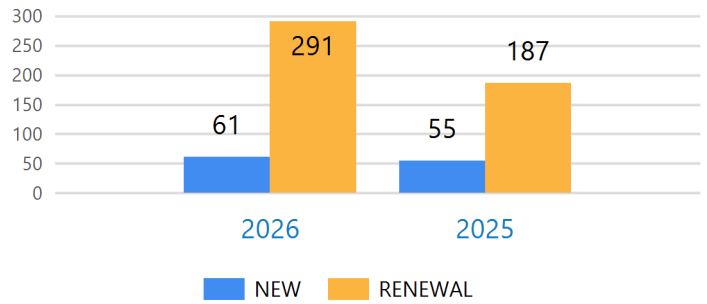

	October 2026		October 2025		2026 YTD	2025 Totals
Business License Activity	**Count**	**Fees**	**Count**	**Fees**	**Count**	**Count**
BUSINESS REGISTRATION LICENSE APPLICATION	61	$2,525	55	$2,960	698	659
BUSINESS REGISTRATION LICENSE RENEWAL	291	$22,495	187	$9,050	3005	2581
LIQUOR LICENSE APPLICATION	0	$0	1	$1,590	13	23
LIQUOR LICENSE RENEWAL	0	$0	3	$1,290	28	75
NON PROFIT BUSINESS LICENSE APPLICATION	0	$0	2	$0	22	21
SOLICITOR LICENSE APPLICATION	0	$0	0	$0	2	0
TEMPORARY BUSINESS LICENSE APPLICATION	3	$100	5	$200	41	61
Totals	**355**	**$25,120**	**253**	**$15,090**	**3809**	**3420**

	October 2026		October 2025		2026 YTD	2025 Totals
Development Activity	**Count**	**Fees**	**Count**	**Fees**	**Count**	**Count**
DESIGN REVIEW	0	$0	0	$0	1	7
INFILL DEVELOPMENT	0	$0	1	$0	1	1
PUD FINAL SITE PLAN	0	$0	0	$0	4	1
SPECIAL USE	0	$0	0	$0	5	5
SUBDIVISION	7	$1,120	10	$2,047	53	74
TRAFFIC IMPACT ANALYSIS	0	$0	0	$0	10	1
VARIANCE	0	$0	1	$75	2	9
ZONE CHANGE REQUEST	0	$0	0	$0	5	2
Totals	**7**	**$1,120**	**12**	**$2,122**	**81**	**100**