

# Central Dance Academy Presents “Ocean In Motion”



# Show Handbook

**Show Dates: June 6 & 7, 2026**

**This Book Belongs To:** \_\_\_\_\_

**Dancer(s):** \_\_\_\_\_

**Class(es):** \_\_\_\_\_

# Table of Contents

Part 1 - Studio Contact Information / The Commitment	Page 3
Part 2 - Costume Information	Page 4
Part 3 - Required Tights, Shoes, Socks	Page 4-5
Part 4 - Hair and Makeup for Pictures and Show	Page 6
Part 5 - Picture Days	Page 7-8
Part 6 - On Stage Rehearsal Week	Page 9-10
Part 7 - Backstage Moms	Page 10
Part 8 - Dress Rehearsal & Show	Page 11-16
8A: Tiny Dancer Rehearsal & Show	Page 13
8B: Youth Rehearsal & Show	Page 14
8C: Pre-Teen/Teen Rehearsal & Show	Page 15-16
Part 9 - Tickets, Show Shirts, Memory Books, & 5, 10, 15 Year	Page 16
Part 10 - Performance Checklist & Account Balances	Page 17
Part 11 - Show Video Link	Page 17
Part 12 - 2026-2027 Class Registration	Page 17
Part 13 - Summer Camps & Summer Classes	Page 18
Part 14 - 2026-2027 Schedule (Tentative)	Page 19
Part 15 - Upcoming Important Dates	Page 19
Part 16 - 2026-2027 Open House & Shoe/Attire Pick Up Dates	Page 19
Part 17 - Competition Teams 2026-2027	Page 20
Studio Information	Page 20



# **PART 1 - STUDIO CONTACT INFORMATION & COMMITMENT**

*We do our best to answer emails and voicemails on a daily basis with the exception of weekends. Feel free to email questions to the office or call us anytime.*

## **KEY CONTACT INFORMATION FOR CENTRAL DANCE ACADEMY**

Address: 128 Central Ave SE, Le Mars, IA 51031

Phone: 712-546-9217

Email: lemars@cdaiaowa.com

Website: cdaiaowa.com

Facebook Page: Central Dance Academy-CDA

Parent Page: CDA LeMars Parents

“Like” us on Facebook and receive regular updates on studio happenings and events.

Instagram: CDAlowa

X: CentralDanceIA

Owners/Directors: Amy Davis & Beth Ruden

Company Director: Beth Ruden

## **THE COMMITMENT**

By allowing your child to participate in Central Dance Academy’s Annual Show, you commit yourself and/or your child to the following

- “ **PAYMENT IN FULL FOR YOUR ACCOUNT NO LATER THAN 6-4-26. If you need to make special arrangements for your account, please contact Beth or Amy no later than 5-5-26.**
- “ **PICTURE DAYS**
- “ **ON STAGE CLASS(ES), DRESS REHEARSAL(S), AND PERFORMANCES**
- “ **FOLLOWING CURRENT GUIDELINES FOR REHEARSALS AND SHOWS**

**Our goal is to make the show an organized and exciting experience for everyone involved. It is a team effort: students, parents, teachers, and the directors are all important in the success of the show.**

## **HOME STUDY**

To ensure that the students feel confident about their performance, we ask parents and guardians to encourage them to rehearse their show choreography on a regular basis. A copy of your child’s music was emailed to all parents and has been uploaded to Resources in your Parent Portal. If you don’t see it in your email, please first check the Parent Portal and see all emails previously sent to you, and second, make sure that your email is current in the Parent Portal. If you are still unable to locate, please contact the office. We have been recording and emailing out instructional videos to classes this year, when able, and uploading them to Resources on the Parent Portal. With prior approval from the teacher, parents are always welcome and encouraged to come in at the end of class to record their student’s dance. This can be used to assist the students when practicing at home.

## **STAYING INFORMED**

Our CDA Faculty works hard to make the dance experience organized and fun. Keeping you informed is one of our primary goals. Please read your News Splash and other studio information as it is published. Weekly News Splashes are emailed and posted on Social Media every week with updates and happenings at the studio. Please ensure that your contact information is up to date in the Parent Portal. Please be sure to join the CDA Facebook page and the private parent page. Finally, check your email junk folders if you are not seeing them in your inbox. Also, we send important information as a push notification through the CDA App.

# **PART 2 - COSTUME INFORMATION**

## **COSTUME CARE**

Per the instructions in your costume email and in the class resources in the portal, you must do the following:

- Remove tags from costumes.
- Label ALL costume pieces, shoes, tights, and accessories with your child's name/initials.
- At home, hang costumes outside garment bag.
- Costumes must be kept away from: Pets, Candles, and Smoke.
- Label garment bag, pack accessories in a clear plastic bag with your child's name on it.
- Tights worn to pictures and shows **must be a new pair** and free of stains, rips, or runs. The same new pair can be worn for Picture Day and Recital.
- Hats should be stored in a hatbox or similar container to prevent damage.
- DO NOT IRON. DO NOT wash costumes in your washing machine. If wrinkly, please use a hand steamer.
- AFTER SHOW ONLY, if needed, Dry clean only.

**NOTE: To ensure that there are no costume issues, students should not wear their costumes, accessories, or tights until picture day, dress rehearsal, and show.**

## **TUTU MAINTENANCE**

Grasp the waist and give it a gentle shake, then use your fingers to "comb" out any pieces of tulle that are wrinkled. To store a tutu, put it on a hanger upside down. To help remove persistent wrinkles, hang the tutu in the bathroom during a shower or use a handheld steamer.

## **COSTUMES**

We spend many hours selecting the costumes for each class. They are always age-appropriate and of the highest quality possible. Costumes usually include all accessories except tights and shoes. The tights and shoes that the students will be wearing are the tights and shoes from the class costume worksheet. All students in a class must be wearing the same shoes and tights for pictures, dress rehearsal, and shows.

**NOTE: No nail polish, jewelry, or underwear is to be worn for pictures, dress rehearsal, or show.**

# **PART 3 - REQUIRED TIGHTS, SHOES, & SOCKS**

To ensure that there are no discrepancies in color and style, students are required to have particular tights and shoes for their costumes, which have been noted previously in your Parent and Student Handbook, costume order forms, costume alteration emails, and are listed in this handbook (pages 4-5). Tights are available in the studio office. If you choose to purchase on your own, please be sure to purchase the correct style of tights. Child's initials or name should be inside each pair of shoes and tights.

## **3A - REQUIRED TIGHTS: Bloch Child or Adult Convertible Contoursoft**

### **PINK TIGHTS - Girls**

- Ballet I, II/III, IV
- Butterfly Ballet
- Emerald/Sapphire Ballet
- Tippy Toes
- Tumble Tots
- Twinkle Toes
- Youth Combo I, II, III Ballet

### **BLACK FOOTLESS TIGHTS - Girls**

- Modern

### **TAN TIGHTS - Girls**

- Adult Jazz
- Lyrical: Youth, I/II, III/IV
- Musical Theatre: Youth, I/II, III/IV
- Jazz I, II/III, IV
- Tap I, II/III, IV
- Tumbling I, II, III, IV
- Uniquely You
- Youth Combo I, II, III Tap
- Youth Jazz/Hip Hop
- Youth Jazz/Hip Hop II
- Pom: Youth, I/II



# **PART 3 - REQUIRED TIGHTS, SHOES, & SOCKS**

## **3B - REQUIRED SHOES**

**Ballet (Bloch): Child Style No: S0205**

**Adult Style No: S0208**

**PINK BALLETT - Girls**

- Butterfly Ballet
- Twinkle Toes
- Tippy Toes
- Tumble Tots
- Combo I, II, III Ballet
- Ballet I, II, III, IV
- Emerald/Sapphire

**BLACK BALLETT - Boys**

- Butterfly Ballet
- Tumble Tots

**TAN Tap (Bloch) Style No: S0302 G or L**

**TAP- Girls**

- Combo I, II, III
- Tap I, II/III

**BLACK TAP (Bloch) Style No: S0361/S0301 OR**

**(Weissman) Style No: W1650**

- Tap II/III
- Tap IV

## **3C - REQUIRED SOCKS**

**BLACK**

- Ballet, Tap, Jazz Boys: I/III, IV - ankle
- Musical Theatre Boys: Youth, I/II - ankle
- Boys I/II - Crew length

**WHITE**

- Hip Hop I/II - ankle
- Hip Hop III/IV - ankle

**TAN JAZZ - Girls Jazz (Bloch) Style No:**

**S0401 & S0495**

- Youth Jazz/Hip Hop
- Youth Jazz/Hip Hop II
- Tumbling I, II, III
- Lyrical: Youth, I/II, III/IV
- Jazz I, II/III, IV
- Musical Theatre: Youth, I/II, III/IV
- Uniquely You
- Adult Jazz

**BLACK JAZZ - Girls Jazz (Bloch) Style No:**

**S0401 & S0495**

- Tumbling IV

**Jazz (Capezio) Style No: EJ2**

**BLACK JAZZ - Boys**

- Tumbling I
- Jazz II/III
- Musical Theatre I/II

**Plain Black Low Sneakers**

**BLACK SNEAKERS**

- Boys I/II

**Sk8 - Hi Shoes Black/White**

- Hip Hop I/II

**Nike Court Vision Low Shoes Black/White**

- Hip Hop III/IV

**Nude Seamless Underwear: Girls**

- Modern
- Hip Hop I/II, III/IV
- Diamond/Ruby Ballet
- Closer

**BALLET SHOES**



**JAZZ SHOES**



**TAP SHOES**



# **PART 4 - REQUIRED HAIR & MAKE-UP FOR PICTURES & SHOW**

## **MARY KAY COSMETIC COLLECTION:**

Eye Colors—Candlelight (previously: Sand Castle)/Shiny Penny/Espresso

Cheek Color—Wine Berry

Lip Liner—Berry

Lipstick—Midnight red-gel semi-matte



## **ANY BRAND:**

Foundation Color—Match Color of Skin

Eye Liner—Black

Mascara—Black

Tip: Use eye & face primer

## **HAIR:**

Start with damp hair. For youth and pre-teen/teen, part dancers' hair down the center, with a low bun (just above the nape of the neck). Tiny show dancers will have a high bun. **NO** donut buns or braided buns (coiled hair only). For a secure bun, we ask that you use the following: bobby pins, hair net, hair gel, hairspray, pomade, or wax stick.

**\*\*\*Please be sure to remove all fingernail and toenail polish for pictures and show\*\*\***

### **Example of Hair/Makeup**

**NOTE:** Helpful videos on Hair and Makeup are provided below. If you are still not comfortable doing it yourself, we have parents and students who will be offering a fundraiser for some of our company dancers. Watch out for the sign-up coming in the Weekly News Splash; spots will be limited.

#### **Youth & Pre-Teen/Teen Bun**



#### **Center Part for Youth & Pre-Teen/Teen**



#### **Tiny Show Hair Only - No Part/High Bun**





#### **Youth & Pre-Teen/Teen Hair**



#### **Make Up Tutorials**



### **Example of Picture Day, Dress Rehearsal, and Recital Make-Up**



# **PART 5 - PICTURE DAYS**

**Sunday, March 29, 2026, through Wednesday, April 1, 2026**

**At Central Dance Academy**

Liz Less of Seven Acre Photo will be taking the Class and Individual Pictures. Each family will fill out the appropriate number of forms based on what you wish to purchase, and then will put all forms and a single payment for the family in a single provided envelope. This may be turned in at any time during your first picture day. If you do not want to purchase any photos, you do not have to. We do ask that your child be present for the class photo, even if you do not purchase any photos.

Liz will deliver the pictures to the studio within 4-5 weeks after the photo shoot. If you have any issues with your pictures after you receive them, please contact Seven Acre Photo directly via email:

sevenacrephoto@hotmail.com

- Check or exact cash only (no change available). Check NSF Fee is \$10
- Label and complete each form completely
- One check should be written. If you have more than one order sheet, place the check number on each.

Here is a QR code to the photo order sheet so you can plan ahead:



## **PICTURE DAY REQUIREMENTS**

- Costume and all Accessories
- **New** pair of tights appropriate for class costume (no runs, stains, or snags). Tights fade as they are washed, so we want a new pair for photos, which can then be worn for show.
- Shoes appropriate for class costume (See pages 4-5)
- Show Hair and Make Up
- No nail polish, jewelry, or underwear

Please do not come up to the studio more than 20 minutes prior to your scheduled picture time; however, give yourself enough time to park and get up to the studio. We cannot delay classes past their set time.

Liz is unable to Photoshop missing students into group photos. If your child misses the photo weekend and still wants individual photos, those will need to be scheduled directly with Liz no later than **4-6-26**.

**NOTE: IF ANY DANCER IS GOING TO BE ABSENT FOR THEIR CLASS PICTURE, PLEASE EMAIL THE OFFICE NO LATER THAN 3-25-26.**

The studio will be set up for pictures as follows:

Studio 1 - Girls' Dressing Room

Back Dressing Room - Boys' Dressing Room

Studio 2 - Waiting area for the next class in line for pictures

Studio 3 - Class pictures are taken

## **NO PARENTS ARE ALLOWED IN STUDIO 3**

This is a request from the Photographer. Parents can quietly wait in Studio 2.

**\*\*Dancers who are in multiple classes may have picture times that are back-to-back. This is why we shoot individual pictures first, so dancers will have time to change.\*\***

# **PART 5 - PICTURE DAYS SCHEDULES**

## **Sunday - March 29, 2026**

3:15 p.m. Assistants  
3:30 p.m. Tumble Tots - Tuesday  
4:00 p.m. Sibling 1\*  
4:15 p.m. Twinkle Toes - Saturday  
4:30 p.m. Twinkle Toes - Thursday  
4:45 p.m. Ballet IV  
5:00 p.m. Tippy Toe - Saturday  
5:10 p.m. Jazz IV  
5:20 p.m. Tippy Toe - Wednesday  
5:35 p.m. Sibling 2\*  
5:45 p.m. Tap IV  
5:55 p.m. Uniquely You  
6:05 p.m. Hip Hop III/IV

## **Monday - March 30, 2026**

4:45 p.m. Tumble Tots - Monday  
5:00 p.m. Boys I/II  
5:10 p.m. Youth Pom  
5:20 p.m. Tumbling II  
5:30 p.m. Sibling 3\*  
5:50 p.m. Production  
6:10 p.m. Tumbling III  
6:25 p.m. Ballet II/III  
6:35 p.m. Modern  
6:45 p.m. Jazz II/III  
6:55 p.m. Tumbling IV  
7:10 p.m. Tap II/III  
7:20 p.m. Hip Hop I/II  
7:30 p.m. Musical Theater I/II

## **Tuesday - March 31, 2026**

4:45 p.m. Sibling 4\*  
4:55 p.m. Tippy Toe - Tuesday  
5:10 p.m. Wednesday Combo I Ballet  
5:25 p.m. Tuesday Combo I Ballet  
5:35 p.m. Wednesday Combo I Tap  
5:50 p.m. Tuesday Combo I Tap  
6:00 p.m. Monday Tumbling I  
6:10 p.m. Sibling 5\*  
6:20 p.m. Youth Musical Theater  
6:30 p.m. Tuesday Jazz/Hip Hop  
6:40 p.m. Ballet I  
6:50 p.m. Wednesday Combo II Ballet  
7:05 p.m. Musical Theater III/IV  
7:15 p.m. Wednesday Combo II Tap  
7:30 p.m. Jazz I  
7:40 p.m. Lyrical III/IV  
7:50 p.m. Tap I

## **Wednesday - April 1, 2026**

4:45 p.m. Sibling 6\*  
5:00 p.m. Tuesday Combo II Ballet  
5:15 p.m. Pom I/II  
5:25 p.m. Tuesday Combo II Tap  
5:40 p.m. Wednesday Jazz/Hip Hop  
5:50 p.m. Youth Lyrical  
6:00 p.m. Jazz/Hip Hop II  
6:10 p.m. Wednesday Tumbling I  
6:20 p.m. Combo III Tap  
6:35 p.m. Sibling 7\*  
6:45 p.m. Lyrical I/II  
6:55 p.m. Combo III Ballet  
7:10 p.m. All Seniors & Individuals  
7:20 p.m. Adult Class  
7:30 p.m. Closer  
7:40 p.m. CDA Faculty 2025/26  
7:50 p.m. Faculty Dance

### **\*Sibling Photo Groups:**

1: Remi & Hadley Collins, Daxson & Iris Kolar, Cam/Audree/Izabella Bauman  
2: Paige & Thea Britt, Caidance/Aubrie/Lilliana Bowman, Journey Keleher & Oaklyn Acevedo  
3: Sarah & Breanna Tilberg, Zoey/Hayden Jeppesen & Alexis Jones, Loenn/Arie/Halle Thomas, Presley & Stella MacRae, Kendissa & Rhodan Hernandez, Zella/Zia/Zayda/Zhara Freking, Kyndal Davis & Adalee Foelske, Maisyn Paulsen & Maile Narkon, Haley Schuett & Kinley Tingwald  
4: Amelia/Mae/Hazel Wiederspan, Anniston & Kinley Van Otterloo, Macie & Jade Clarey, Eleanor & Julia Guy  
5: Eleanor & Stella Sparr, Alison/Lilly/Josie Dammann, Aubrey & Autumn Jelken, Abigail & Claire Schlessner, Hannah & Hallie Davis  
6: Emerson & Aurora Falkena, Lacy/Lexi/Lilly Johnson, Jaidynn & Jordynn Osterman, Norah & Lylah Hutchinson, Quinn/Emily/Paige/Rebecca Homan, Carrissa Haines & Lillia Kellen, Hannah Davis (Crystal)  
7: Audi & Jesi Schultz, Bentley & Braylee Messelhisser, Alyssa & Makenna Peters

# **PART 6 - REQUIRED ON STAGE CLASS WEEK**

**On Stage Class Week is June 1, 2026, through June 4, 2026**

All classes will rehearse on stage at the Le Mars Community Middle School Auditorium the week of the show. This is the final “class” of the season. Classes are not the same duration as their regular class. On stage week greatly reduces the time spent at the Dress Rehearsal on Friday.

We try our best to keep classes close to their regular class times (although Saturday classes will be held during the week). Each class will get time to work on their entrances and exits before our ACTUAL dress rehearsal on Friday.

The students will wear their regular dance class attire OR athletic clothing such as leggings, shorts, and tank tops (no costumes until Friday Dress Rehearsal). Students **must** arrive at the middle school 10-15 min before their class time listed to check in with the secretary, warm up, and be ready when their class is called to the stage. NO jeans, skirts, dresses, or sweatshirts. Hair must be pulled back and out of the face.

We ask only one parent bring in their dancer and wait in the east hallway (carpeted hallway) for our Tiny & Youth Dancers. Dancers will then practice on stage. These are closed rehearsals. Parents/guardians are NOT allowed in the auditorium, light booth, or backstage.

However, we do invite all Backstage Moms to attend on-stage week for their respective classes if they are available, so you can see how the teacher is lining them up and get a jumpstart on learning your duties. No sitting in the auditorium seats during this time. This makes Friday much easier. You will also receive all your lineup information.

Le Mars Community Middle School: 977 3rd Ave SW, Le Mars, IA 51031

## **REQUIRED ON STAGE CLASS WEEK SCHEDULE**

### **Monday: June 1, 2026**

3:55-4:10 - Tumble Tots Monday - Lexie  
4:10-4:30 - Tumbling I Monday - Lexie  
4:30-4:45 - Sapphire Jazz - Maile  
4:45-5:00 - Sapphire Tap - Maile  
5:00-5:30 - Emerald/Sapphire Ballet - Maile  
5:30-5:45 - Emerald Jazz - Maile  
5:45-6:00 - Emerald Tap - Maile  
6:00-6:20 - Tumbling II - Katherine  
6:20-6:35 - Boys I/II - Delaney & Kyndal  
6:35-6:50 - Youth Pom - Dory  
6:50-7:05 - Pom I/II - Dory  
7:05-7:25 - Adult Jazz - Dory  
7:25-7:45 - Modern - Dory  
7:45-8:15 - Tumbling III - Beth  
8:15-8:45 - Tumbling IV - Beth  
8:45-9:15 - Diamond/Ruby Ballet - Beth  
9:15-9:30 - Diamond Jazz - Beth  
9:30-9:45 - Diamond 2 Contemporary - Beth

### **Tuesday: June 2, 2026**

3:45-4:00 - Tumble Tots Tuesday - Zella  
4:00-4:20 - Butterfly Ballet Saturday & Tuesday - Kayla & Lexie  
4:20-4:40 - Tippy Toes Tuesday - Zella  
4:40-5:00 - Tippy Toes Saturday - Lexie  
5:00-5:30 - Combo I Tuesday - Zella  
5:30-5:50 - Jazz/Hip Hop Tuesday - Kayla  
5:50-6:20 - Combo II Tuesday - Kayla  
6:20-6:35 - Youth Lyrical - Lexie  
6:35-6:55 - Jazz/Hip Hop II - Cassidy  
6:55-7:25 - Combo III - Beth  
7:25-7:45 - Hip Hop I/II - Cassidy  
7:45-8:05 - Lyrical I/II - Cassidy  
8:05-8:25 - Lyrical III/IV - Lexie  
8:25-8:40 - Ruby Tap - Beth  
8:40-8:55 - Ruby Jazz - Beth  
8:55-9:10 - Ruby Contemporary - Beth  
9:10-9:25 - Diamond 1 Lyrical - Beth  
9:25-9:40 - Diamond Tap- Beth

# **PART 6 - REQUIRED ON STAGE CLASS WEEK, continued**

## **Wednesday: June 3, 2026**

4:00-4:20 - Tippy Toes Wednesday - Amy  
4:20-4:40 - Jazz/Hip Hop Wednesday - Maile  
4:40-4:55 - Twinkle Toes Saturday - Lexie  
4:55-5:25 - Combo I Wednesday - Amy  
5:25-5:55 - Combo II Wednesday - Delaney & Naomi  
5:55-6:15 - Tumbling I - Lexie  
6:15-6:30 - Youth Musical Theater- Kristin  
6:30-6:45 - Musical Theater I/II - Kristin  
6:45-7:00 - Musical Theater III/IV - Kristin  
7:00-7:15 - Hip Hop III/IV - Cassidy  
7:15-8:00 - Closer - Beth  
8:00-8:30 - Senior Solos - Beth  
8:30-9:00 - Ballet IV - Katie  
9:00-9:30 - Jazz IV - Katie  
9:30-9:45 - Tap IV - Katie

## **Thursday: June 4, 2026**

3:55-4:10 - Twinkle Toes Thursday - Kayla  
4:10-4:25 - Crystals - Zella  
4:25-4:40 - Pearl Lyrical - Kayla  
4:40-4:55 - Pearl Jazz - Kayla  
4:55-5:30 - Production - Beth  
5:30-5:45 - Uniquely You - Lexie  
5:45-6:00 - Sapphire Lyrical - Beth  
6:00-6:15 - Emerald/Sapphire Hip Hop - Kyndal & Tessa  
6:15-6:30 - Emerald Lyrical - Beth  
6:30-7:00 - Ballet I - Beth  
7:00-7:20 - Jazz I - Beth  
7:20-7:35 - Tap I - Beth  
7:35-8:05 - Ballet II/III - Lexie  
8:05-8:25 - Jazz II/III - Lexie  
8:25-8:40 - Tap II/III - Lexie  
8:40-8:50 - Small Group Lyrical - Amy  
8:50-9:00 - Small Group Open - Amy  
9:00-0:15 - Diamond/Ruby Hip Hop - Beth  
9:15-9:25 - Trio - Amy  
9:25-9:35 - Duo - Amy

# **PART 7 - BACKSTAGE MOMS**

Thank you so much! We CANNOT run a smooth performance without your help! If you have a fanny pack, we suggest bringing it so you can have various supplies handy (see suggestions below). We do recommend you attend the on-stage week for your chosen classes. This is a great time to get hands-on experience lining the students up prior to dress rehearsal.

## **DRESS REHEARSAL**

Backstage moms are **required** to attend the Friday Dress Rehearsal. This is your dress rehearsal as well! Please check in at the auditorium stage 15 minutes before the start of the dress rehearsal for the show for which you have volunteered. You will be provided with the show order for your respective show and show line-ups for the class that you are managing, if you did not receive them during onstage week. Keep in mind that for dress rehearsal, there will be backstage moms for both Saturday and Sunday, learning at the same time. No idle sitting in the auditorium unless you are with your assigned class.

## **RECITAL**

You are required to wear your Backstage Mom Shirt while performing your duties as a backstage mom. This is so the children, staff, and security can easily identify you as working. Please check in 10 minutes before the stated arrival time. You must stay with your assigned class for the duration of the show in the assigned dressing room unless you are transitioning the class to the stage and back.

## **FREE TICKETS**

Your two FREE tickets will be in your backstage mom folder. The QR code for your free tickets will be sent to each mom once all slots have been filled.



**Scan the following QR code to sign up now to be a Backstage Mom!**

## **OTHER HANDY EXTRAS:**

- Baby Wipes / Makeup Remover wipes (to fix makeup mistakes or clean hands)
- Baby powder (for itchy costumes)
- Safety Pins (for emergency costume repairs)
- Clear nail polish (to repair minor holes or runs in tights where there isn't time to change them).
- Band-Aids (the "invisible" kind)
- Makeup for your Tiny Dancer or Youth children should be accessible to backstage moms for touch-ups, but it should not be easily accessible to dancers, as it can end up on costumes and tights.

# **PART 8 - DRESS REHEARSAL & SHOW**

**PLEASE READ ALL OF THIS THOROUGHLY!**

## **GENERAL DRESS REHEARSAL AND SHOW GUIDELINES:**

- Dress Rehearsal is **MANDATORY** for your child to perform in show.
- All dancers **MUST** stay for the **ENTIRE** Dress Rehearsal and Shows in which they are dancing (this means from the first dance of the show through curtain call).
- Children ages 12 and under **MUST** be accompanied by an adult during Dress Rehearsal to supervise them when they are not on stage. Backstage Moms are learning their jobs and can't take care of all the children during Dress Rehearsal.
- No Food or Drink, other than water, is to be brought into the auditorium or dressing rooms. Costumes can be easily stained or damaged. **\*\*\*Absolutely no food in any dressing rooms!\*\*\* STAFF WILL BE MONITORING**
- Remember to give your child a good meal or snack before they arrive to perform. We want them to have enough energy for their performance.
- Please do not have your child go swimming on their day of performance. We want the dancers to be energized on stage; if they swim, they may get tired halfway through their dance.
- No underwear! No jewelry! No nail polish! Make sure to go over the costume "checklist" to review what is needed for each dance.
- We ask that dancers use the bathroom prior to their performance, as it can get tricky to deal with costumes in the bathroom. We want to prevent mishaps.
- Please make sure the makeup is "stage makeup," which means: eyeshadow, blush, lipstick, mascara, and eyeliner.

We realize it may be difficult to put on younger children, so just do the best that you can. We do offer a sign-up for other moms and older students to do makeup and hair for you at minimal cost.

- Audience Etiquette: Enthusiastic applause and cheering are always encouraged! Children should not bring handheld electronic games or other devices with sounds and/or lights that could be a distraction for other audience members and performers. We ask that everyone remain seated during the performance. Enter and exit your seat in between dances; only open the auditorium doors when the stage lights are on.
- No Video Recording (we will ask you to leave if you video record; this is to protect all dancers)
- No Flash Photography

**NOTE: BELOW ARE PERFORMAMNCE TIMES NOT CHECK IN TIMES, PLEASE REFER TO PAGES 13-15 FOR CHECK-IN TIMES.**

### **DRESS REHEARSALS - FRIDAY, JUNE 5th**

We will have 3 separate Dress Rehearsals on Friday.

10:30am - Pre-Teen/Teen Show

3:30pm Friday - Tiny Show

5:00pm Friday - Youth Show

**NOTE: Friday Dress Rehearsal times are NOT the same as the Shows on Saturday & Sunday.**

### **RECITALS - SATURDAY, JUNE 6th & SUNDAY, JUNE 7th**

We will have 3 separate shows on Saturday.

We will have 3 separate shows on Sunday.

11:30am Saturday & Sunday - Tiny Show

1:30pm Saturday & Sunday - Youth Show

4:30pm Saturday & Sunday - Pre-Teen/Teen Show

# **PART 8 - DRESS REHEARSAL & SHOW, continued**

## **GENERAL PROTOCOL FOR CHECK IN & PICK UP:**

### **Dress Rehearsal Friday, June 5th Check In:**

- All show hair and makeup must be done by arrival, unless you have a scheduled time at the school for this purpose.
- Enter through the front entrance of the Le Mars Community Middle School, Door A.
- All dancers check in with CDA Faculty at their designated time at the front door.
- Dancers must be accompanied by a supervising parent/guardian.
- After check-in with the secretaries at the door, both parent and dancer proceed down the carpeted hallway to the assigned dressing room to drop off belongings (touch up any hair and makeup, put on shoes and hair accessories, put on any additional costume pieces).
- Be seated in the auditorium by the assigned time, in assigned class seats. We will have labels for each class. If your dancer is in more than one dance, sit with your FIRST dance.

### **RECITAL SATURDAY, JUNE 6th & SUNDAY, JUNE 7th CHECK IN:**

- All show hair and makeup must be done by arrival, unless you have someone doing it for you at the school.
- Enter through the front entrance of the Middle School, Door A.
- All dancers must check in with CDA secretaries at the main door at their designated time.
- Dancers (ages 12 & under) must be accompanied by a supervising parent/guardian during check-in.
- After check-in, both parent and dancer proceed down the carpeted hallway to the assigned dressing room to set up their costumes. If there is a quick change for your dancer (see below), you will need to drop that off on the correct side of the stage. You will then depart the backstage area, and the "Backstage Moms" will take over watching your child. Parents will go into the auditorium to enjoy the show.
- NO PARENTS/GUARDIANS are allowed backstage or in the dressing rooms during the duration of the recital, or at intermission.
- All spectators in the audience must exit between each show if you are attending more than one show in a row.
- DANCERS **may not** leave the dressing room once they have been checked in unless they are with a backstage mom or going backstage to warm up at their assigned call time. No hanging out in the commons area or in the audience.

### **RECITAL PICK UP:**

- Girls' Dressing Rooms: A female parent or guardian may go into the female dressing room to pick up their child. If a male parent or guardian will be picking up the child, we ask that males wait outside the room for a teacher to bring your child to the door.
- Boys Dressing Room: A male parent or guardian may go into the male dressing room to pick up your child. If a female parent or guardian will be picking up the child, we ask that females wait outside the room until all boys are dressed.

### **QUICK CHANGES**

- Many dancers will have a 'quick change' during their show. A quick change is defined as 5 or fewer dances to change into their next costume. We will create a list and email those families with quick changes so you can prepare accordingly. These **dancers will change backstage on the side they EXIT their prior dance**. If your dancer has a quick change, we will email you to let you know the needed information.
- Quick Change Procedure: There are small dressing rooms on either side of the stage. **Dancers will change backstage on the side where they EXIT** and then proceed to line up where they enter for their next dance, which may be the same side or it could be the other. We have staff who will be helping to execute the quick change and get them to the correct side for their next dance.
- Quick Change Pre-Show Set Up: Everything must be labeled! Before arriving at the school, place your child's quick-change costume pieces in clearly labeled totes or bags. This means that if they have two quick changes, on separate sides of the stage, each side needs a tote/bag. Be sure you have all the needed items (costume, tights, accessories, shoes). Be mindful of whether the same shoes, tights, or accessories need to be used more than once, so they can be placed on the correct side of the stage or retrieved for a future dance. Sample photos will be coming in the Weekly New Splash.
- Quick Change Set Up Upon Arrival: Once you arrive at the stage on dress rehearsal and both show days, you will first check in with the secretaries and then proceed to take your dancer's quick change items to the specified stage side dressing room(s). Make sure to show your dancer where their items are so they know what they are looking for when they come off stage to do their quick change.
- Quick Change Items After Show: After dress rehearsal and each show, please be sure to proceed backstage to promptly retrieve any quick change items from the dressing rooms.

### **FOR PURCHASE AT RECITAL:**

Hy-Vee will be at both Saturday & Sunday Performances, selling flowers and other keepsakes for your dancer!

# **PART 8A - TINY DANCER REHEARSAL & SHOW**

Friday, June 5, 2026: "Tiny Dancer" Dress Rehearsal Check-In Times

<u>TINY DRESS REHEARSAL</u>	<u>Check-In</u>	<u>Seated In Auditorium</u>	<u>Dress Rehearsal Begins</u>
Tippy Toes	3:10pm	3:25pm	3:30pm
Twinkle Toes, Tumble Tots, & Butterfly Ballet	3:15pm	3:25pm	3:30pm

**DO NOT come early; we cannot check you in before your time. We are not ready.**

**\*If a dancer is in more than one class, check in during the earliest time.**

Saturday, June 6, 2026, and Sunday, June 7, 2026: "Tiny Dancer" Show Check-In Times

<u>TINY SHOW</u>	<u>Check-In</u>	<u>Show Begins</u>
Tippy Toes	11:10am	11:30am
Twinkle Toes, Tumble Tots, & Butterfly Ballet	11:20am	11:30am

## **Tiny Dancer Rehearsal and Show Order**

<u>Number</u>	<u>Class</u>	<u>Song Title</u>	<u>Enter</u>	<u>Exit</u>
1	Tumble Tots Monday	Splish Splash	Left	Left
2	Tumble Tots Tuesday	Little Toot	Right	Right
3	Faculty	Ocean Swim		
4	Tippy Toes Wednesday	Octopus' Garden	Left	Left
5	Tippy Toes Tuesday	Baby Beluga	Right	Right
6	Twinkle Toes Saturday	Under The Sea	Left	Left
7	Twinkle Toes Thursday	Ocean Adventure	Right	Right
8	Tippy Toes Saturday	How Far I'll Go	Left	Left
9	Butterfly Ballet	Butterfly Ballet Suite	Both	Stay
10	Curtain Call			

<u>DRESSING ROOM ASSIGNMENTS</u>	<u>TINY SHOW</u>
1st Class Room	Tippy Toes - Saturday, Tuesday, Tumble Tots - Monday and Tuesday
2nd Class Room	Butterfly Ballet
4th Class Room	Tippy Toes - Wednesday, Twinkle Toes - Saturday and Thursday

# **PART 8B - YOUTH DRESS REHEARSAL & SHOW**

**Friday, June 5, 2026: "Youth Dancer" Dress Rehearsal Check-In Times**

<u><b>YOUTH DRESS REHEARSAL</b></u>	<u><b>Check-In</b></u>	<u><b>Seated In Auditorium</b></u>	<u><b>Dress Rehearsal Begins</b></u>
Diamond, Ruby, Emerald, Sapphire	4:15pm	4:55pm	5:00pm
Monday, Tuesday, Saturday Classes	4:30pm	4:55pm	5:00pm
Wednesday, Thursday Classes	4:40pm	4:55pm	5:00pm

**DO NOT come early; we cannot check you in before your time. We are not ready.**

**\*If a dancer is in more than one class, check in during the earliest time.**

**Saturday, June 6, 2026, and Sunday, June 7, 2026: "Youth Dancer" Show Check-In Times**

<u><b>YOUTH SHOW</b></u>	<u><b>Check-In</b></u>	<u><b>Show Begins</b></u>
Diamond, Ruby, Emerald, Sapphire	12:45pm	1:30pm
Monday, Tuesday Classes	1:00pm	1:30pm
Wednesday, Thursday Classes	1:10pm	1:30pm

## **Youth Dancer Rehearsal and Show Order**

1	Pearl Lyrical	Head Above Water	17	Tumbling I - Monday	The Summer Song
2	Lyrical Trio	You Stole The Show	18	Tumbling I - Wednesday	Catch A Wave
3	Combo I Ballet - Tuesday	Light Up The World	19	Tumbling II	Blue
4	Combo II Tap - Tuesday	Hawaii	20	Boys I/II	Shellshocked
5	Combo I Ballet - Wednesday	Underwater Song	21	Maile & Claire Duet	Here I Am
6	Combo II Tap - Wednesday	Stingray Shuffle	22	Pearl Jazz	Goodbye
7	Combo III Ballet	Brave Souls	23	Combo I Tap - Tuesday	Surf's Up
8	Jazz/Hip Hop - Tuesday	Queen Of The Waves	24	Combo I Tap - Wednesday	Sea Cruise
9	Select Tap	Only Wanna Dance	25	Combo II Ballet - Tuesday	Lucky
10	Youth Musical Theater	Party With Me	26	Combo III Tap	At The Codfish Ball
11	Youth Lyrical	Anchor	27	Combo II Ballet - Wednesday	Under The Waves
12	Small Group Lyrical	Don't You Remember	28	Small Group Open	Gimme All Your Love
13	Sapphire Lyrical	Stand In The Light	29	Jazz/HipHop II	Wipe Out
14	Crystals	Shades	30	Jazz/Hip Hop - Wednesday	Vacation
15	Faculty Dance	Ocean Swim	31	Emerald/Sapphire Hip Hop	Fall Back
16	Emerald Jazz	Deep Down	32	Youth Pom	Papaya
	INTERMISSION		33	Company Production	Turtle Rock
			34	Curtain Call	

<u><b>YOUTH SHOW</b></u>	<u><b>DRESSING ROOM ASSIGNMENTS</b></u>
2nd Class Room	Boys
4th Class Room	Diamond, Ruby
Gym	Youth Combination I, II, III, Youth Jazz/Hip Hop & Youth Jazz/Hip Hop II, Tumbling I, II, Youth Lyrical, Youth Musical Theater, Youth Pom, Emerald, Sapphire, Pearl, Crystal

# **PART 8C - PRE-TEEN/TEEN DRESS REHEARSAL & SHOW**

**Friday, June 5, 2026: "Pre-Teen/Teen Dancer" Dress Rehearsal Check-In Times**

<u>PRE-TEEN/TEEN DRESS REHEARSAL</u>	<u>Check-In</u>	<u>Seated In Auditorium</u>	<u>Dress Rehearsal Begins</u>
Ballet IV, Tap IV, Jazz IV, Emerald, Ruby, Diamond	10:00am	10:25am	10:30am
Ballet II/III, Tap II/III, Jazz II/III, Sapphire, Lyrical III/IV, Hip Hop III/IV, Musical Theater III/IV	10:05am	10:25am	10:30am
Adult, Ballet I, Tap I, Jazz I, Lyrical I/II, Modern, Musical Theater I/II, Hip Hop I/II, Pom I/II, Uniquely You	10:15am	10:25am	10:30am

**DO NOT come early; we cannot check you in before your time. We are not ready.**

**\*If a dancer is in more than one class, check in during the earliest time.**

**Saturday, June 6, 2026, and Sunday, June 7, 2026: "Pre-Teen/Teen Dancer" Show Check-In Times**

<u>PRE-TEEN/TEEN SHOW</u>	<u>Check-In</u>	<u>Show Begins</u>
Ballet IV, Tap IV, Jazz IV, Emerald, Ruby, Diamond	3:10pm	4:30pm
Ballet II/III, Tap II/III, Jazz II/III, Sapphire, Lyrical III/IV, Hip Hop III/IV, Modern, Musical Theater III/IV	3:20pm	4:30pm
Adult, Ballet I, Tap I, Jazz I, Lyrical I/II, Musical Theater I/II, Hip Hop I/II, Pom I/II, Tumbling III, Tumbling IV	3:40pm	4:30pm
Uniquely You	Intermission	4:30pm

## **Pre-Teen/Teen Dancer Rehearsal and Show Order**

1	Ballet IV	Master of Tides	17	Diamond Tap	Am I Wrong	32	Kyndal Davis	Black Velvet / It's All Coming Back To Me Now
2	Diamond Jazz	Toca Toca	18	Sapphire Jazz	Abyss	33	Emerald Jazz	Deep Down
3	Tap I	Ocean Man	19	Claire Susemihl	Cover Girl / Unchained Melody	34	Jazz IV	Written In The Water
4	Sapphire Lyrical	Stand In The Light	20	Ballet II/III	Underwater Bride	35	Ruby Tap	I Got My Mind Set On You
5	Jazz II/III	Salt	21	Emerald/Sapphire Hip Hop	Fall Back	36	Faculty Dance	
6	Emerald Tap	I Won't	22	Ballet I	The Blue Danube	37	Pom I/II	Against The Tide
7	Ruby Contemp.	Ain't Gonna Drown	23	Diamond/Ruby Hip Hop	No Boys Allowed	38	Lyrical III/IV	Waves
8	Delaney Dirksen	Black Cat / Little Runaway	24	INTERMISSION	5,10,15 Awards & Seniors	39	Diamond/Ruby Ballet	Orinoco Flow
9	Hip Hop I/II	Drop	25	Tumbling III	Seagulls!	40	Uniquely You	Shimmering Seas
10	Musical Theater III/IV	Sit Down You're Rockin' The Boat	26	Adult Jazz	Sharks	41	Modern	Under Ice
11	Diamond Contemp. 2	Buried At Sea	27	Tumbling IV	Barracuda	42	Ruby Jazz	Proud Mary
12	Emerald/Sapphire Ballet	Tenerfine Sea	28	Izzy Tardive	Shake It Out	43	Maile Narkon	I Gotcha / I Remember Her
13	Tap IV	Rock Lobster	29	Musical Theater I/II	Bikini Bottom Boogie	44	Sapphire Tap	It Is What It Is
14	Diamond Lyrical 1	Natural Woman	30	Hip Hop III/IV	Swag Surfin'	45	Jazz I	Shark In The Water
15	Emerald Lyrical	Dancing In The Sky	31	Tap II/III	Wellerman	46	Closer	Pirates!
16	Lyrical I/II	Caught In the Undertow				47	Curtain Call	

# PART 8C - PRE-TEEN/TEEN DRESS REHEARSAL & SHOW, continued

<u>DRESSING ROOM</u>	<u>PRE-TEEN/TEEN SHOW</u>
1st Class Room	Ballet IV, Tap IV, Jazz IV, Hip Hop III/IV, Lyrical III/IV, Musical Theater III/IV
2nd Class Room	All Boys
4th Class Room	Adult Jazz, Diamond, Ruby
GYM	Ballet I, II/III, Tap I, II/III, Jazz I, II/III, Modern, Uniquely You, Musical Theatre I/II, Hip Hop I/II, Lyrical I/II, Pom I/II, Emerald, Sapphire, Tumbling III & IV

## PART 9 - TICKETS, SHOW SHIRTS, MEMORY BOOKS & MORE

### 9A - TICKETS


Tickets must be purchased through the TutuTix show ticket link.

*NOTE: Backstage Moms and Security Dads will be sent separate Google Forms for their free tickets.*

**Accounts MUST be PAID IN FULL before you can pick up backstage mom or security tickets.**

**NO exceptions unless other arrangements have been made with the studio owners.**

**\*\*\*\*\*THERE ARE NO STUDIO REFUNDS OR EXCHANGES FOR SHOW TICKETS\*\*\*\*\***



### 9B - SHOW SHIRTS

Use this QR Code to order show shirts.

The Get Branded Online Store closes


**May 8, 2026, at 11:59 pm.**



### 9C - MEMORY BOOKS

Sample Memory Books may be viewed in the office. This is a great memorabilia item for you and your dancer, as it functions as the yearbook for the season. All class photos are in the memory book, awards, as well as candids from the season and senior memory sections.

Use this QR Code to order memory books and submit your memory book ad orders. If you are ordering multiple ads, please submit a new order for each one.



Orders for ads and payments must be received no later than **May 8, 2026**. We will continue the order for Memory Books as we finish creating. The final due date for pre-ordering a memory book is **May 21, 2026**. We will have a new link in the News Splash for the book-only order.



**9D - 5, 10, 15 Year Recognition** This is for in the Memory Book at at Sunday Show, see form for details.

# **PART 10 - PERFORMANCE CHECKLIST**

Check the boxes below: HAVE I...

- Marked my calendar with: Show Dates? Picture Days? On Stage Classes? Dress Rehearsal?
- Organized all pieces of my costume? Shoes? Tights? Accessories?
- Gotten all needed makeup and hair supplies?
- Clearly labeled my shoes, tights, and all pieces of the costume?
- Cut out all tags from my costume?
- Ordered a show shirt?
- Ordered my Memory Book and Memory Book Ad(s)?
- Ordered my show tickets on TutuTix?
- Told family and friends to save the date?
- Registered for Summer Camps/Classes?
- Registered for Fall Classes?
- Practiced my dance(s) at home?
- Paid my bill in full no later than 6-4-26, (with the exception of Summer Fees)?
- Put a reminder in my calendar to check the portal during the summer to pay for classes and camps?
- Registered for Company Auditions after show?

## **ACCOUNT BALANCES**

Account balances must be **paid in full by Thursday, June 4, 2026**. We are willing to work with you if you need to do a payment plan, excluding summer, if charged. Please call the studio at 712-546-9217 or via email at [lemars@cdaaiowa.com](mailto:lemars@cdaaiowa.com). **PLEASE NOTE:** We **DO NOT** process auto-debts in the summer months for summer classes or camps. You must log into the parent portal to pay those manually. Please make sure those are paid before your child attends their classes or camps.

## **PART 11 - SHOW VIDEO LINKS**

Daniel with Innova Marketing, LLC, will be recording the Sunday performances only. Every family will receive a link, via email, to the compiled show video. The email is sent to the email you have on file in the parent portal. If you wish to purchase a DVD, in addition to the video link, we will have forms available upon request. He will have the video link and DVD's ready approximately 6-8 weeks after the show. If you order a DVD, you can request that he ship it to you, or you can pick it up at the studio during summer or fall studio hours. If there is an issue, please contact Daniel via email at [daniel@innovamarketing.com](mailto:daniel@innovamarketing.com).

DVD & Blu-Ray PRICING \*This rate does not include sales tax or shipping fees.

\*DVD \$35/unit

\*Blu-Ray \$40/unit

\*DVD + Blu-Ray Bundle \$60/bundle

\*Shipping \$14.99

\*Late fee \$10.00 (for orders received after June 19, 2026)

## **PART 12 - REGISTRATION FOR 2026-2027**

We have a tentative schedule available for next year. It is tentative based on the minimum enrollment in classes and teacher availability.

Please review your student's class recommendations for fall class placements within your Parent Portal. If you are unsure where to find them, please ask our office staff. We encourage parents to enroll dancers early to avoid the higher registration fee and to ensure they get into their preferred classes.

The registration fees and dates are listed below. Register through the Parent Portal.

Pre-Registration is active now through June 6th: \$10.00 1st Student / \$5.00 each additional student.

Registration after June 10th: \$20.00 1st Student / \$10.00 each additional student

# PART 13 - 2026 SUMMER CLASSES & SUMMER CAMPS

Log in to the parent portal to register for Summer Classes, Summer Camps, Pop-Ups, and Fall Classes. We suggest getting our CDA App, which speeds up portal access.

2026 SUMMER CLASSES							
Individual Technique Classes							
DAY & TIME	CLASSES	LEVEL	TEACHER	DAY & TIME	CLASSES	LEVEL	TEACHER
Monday & Wednesday June 22, 24, July 6, 8, 13, 15				Tuesday & Thursday June 23, 25, July 7, 9, 14, 16			
9:30-10:30	Youth Combo	Combo I/II/III, Crystal, Pearl	Lexie	9:00-9:30	Stretch and Strengthen Levels III IV	All Levels	Beth or Maile
10:30-11:15	Youth Jazz/Hip Hop	Combo I/II/III, Crystal, Pearl	Lexie	9:30-10:30	Ballet Levels III/IV	III, IV, Ruby, Diamond	Beth or Maile
11:15-11:45	Stretch and Strengthen	All Levels	Lexie	10:30-11:30	Jazz Levels III/IV	III, IV, Ruby, Diamond	Beth or Maile
11:45-12:45	Ballet Levels I/II	I & II, Sapphire, Emerald	Lexie	11:30-12:00	Tap Levels III/IV	III, IV, Ruby, Diamond	Beth or Maile
12:45-1:30	Jazz Levels I/II	I & II, Sapphire, Emerald	Lexie	12:00-12:45	Tumbling III/IV	Levels III & IV	Beth or Maile
1:30-2:00	Tap Levels I/II	I & II, Sapphire, Emerald	Lexie				
2:00-2:45	Tumbling I/II	Levels I & II	Lexie				

Class Dress Code: **Athletic fitted clothing**  
 \*June 23 & 25 Beth  
 \*July 7 & 9 Maile  
 \*July 14 & 16 Beth

**NEW ENROLLMENT PROCESS AND FEE STRUCTURE!**  
 Register through the Parent Portal > Activities > Camps  
 Fees will be automatically charged to your account upon enrollment  
 Auto-Debit is not active in the summer. You must pay manually in your account.

\*Summer Tech classes will now be charged based on the time duration of the class.  
 \*Each Style/Date of class must be enrolled individually & in advance for attendance tracking.  
 \*Fees are due prior to the start date/time of the class.  
 \*No Refunds for missed classes. If a class is missed, you may make up in another.  
 \*Email the studio in advance to notify of any questions or issues.

30-min = \$8+tax  
 45-min = \$9+tax  
 60-min = \$10.25+tax

## Summer 2026: Central Dance Academy Camp Schedule

DATES							
DATES	TIMES	CAMP	AGES	COST	DESCRIPTION	TEACHER	
<b>TUMBLING</b>							
Coming Soon	9:00AM-9:30AM	Tumbling Camp	Tumble Tots	\$33+tax	Students will spend time during this camp working on strengthening and flexibility exercises to help them grow as a tumbler. This camp is encouraged for students who tumble or who have never tumbled. This camp is also great for working on both strength and flexibility. Students will also be working on growing their tumbling skills.	Coming Soon	
Coming Soon	9:30AM-10:15AM	Tumbling Camp	Level I	\$38+tax		Coming Soon	
Coming Soon	10:15AM-11:00AM	Tumbling Camp	Level II	\$38+tax		Coming Soon	
Coming Soon	11:00AM-11:45AM	Tumbling Camp	Levels III & IV	\$38+tax		Coming Soon	
<b>1ST FULL SESSION</b>							
June 15-18	9:00AM-9:30AM	Zootopia 2	Tippy Toe Ages 2-3	\$33.00+tax	Students will enjoy four days of Zootopia 2 themed dance camp! During the week of classes they will have Zootopia inspired music, creative movements, and crafts! We will be providing crafts for each camp. While the ages 6-9 Camp will be going to the Art Center for one project. Dancers will perform a short routine on Thursday, June 18 the last 5 minutes of class. Ages 4-5 will need to bring one small snack. Ages 6-9 will need to bring a small lunch.	Zella	
June 15-18	9:45AM-10:45AM	Zootopia 2	Tippy Toe Ages 4-5	\$43.00+tax		Zella	
June 15-18	11:00AM-1:00PM	Zootopia 2	Youth Classes Ages 6-9	\$83.00+tax	During this week students will enjoy a Wicked inspired camp. Classes will include warm-up in different styles and choreography. There will be a snack time (brought by the student) with crafts, inspired by Wicked. Final day of camp dancers will perform their dance routines for family and friends. On the final day we encourage dancers to dress in Green, Black, and Pink!	Zella	
June 15-18	9:30AM-11:30AM	Wicked 2	Levels I & II Ages 10-12	\$83.00+tax		Bree	
June 15-18	5:30-7:30PM	Beyond The Studio	Levels III & IV Ages 13+	\$83+tax	Enjoy four days of this exciting camp that will explore how to choreograph, plan, and execute a routine and movement. Miss Katie will be using her years of experience to help students gain confidence in not only their dancing but how to prepare for teaching on their own!	Katie	
<b>2ND FULL SESSION</b>							
July 27-30	9:00AM - 9:30AM	Toy Story 5	Tippy Toe Ages 2-3	\$33.00+tax	During the week of classes they will have Toy Story 5 themed music, creative movements, and crafts! We will be providing crafts for each camp. While the ages 6-9 Camp will be going to the Art Center for one project. On the last day of camp dancers can wear their Toy Story inspired outfit and will perform a short routine on Thursday, July 31 the last 5 minutes of class. Ages 4-5 will need to bring one small snack. Ages 6-9 will need to bring a small lunch.	Atlie & Naomi	
July 27-30	9:45AM-10:45AM	Toy Story 5	Tippy Toe Ages 4-5	\$43.00+tax		Atlie & Naomi	
July 27-30	11:00AM-1:00PM	KPOP Demon Hunters	Youth Classes Ages 6-9	\$83.00+tax	Students attending this TikTok camp will explore music and dances made popular on TikTok! Final day of camp dancers will perform their dance routine(s) for family and friends! Dancers will need to provide their own snack each day.	Atlie & Naomi	
July 27-30	9:30AM-11:30AM	Tik Tok	Levels I & II Ages 10-12	\$83+tax		Bree	
July 27-30	5:00PM-7:30PM	Music, Melodies, and More!	Levels III & IV Ages 13+	\$83+tax	Come train with Ms. Maile for a bit of Broadway, some improv, and more in this 4 day camp! Final day of camp dancers will perform their routines for family and friends the last 10 minutes of class. Bring heels if you have them. Dancers will need to provide their own snack each day.	Maile	
Register through the Parent Portal > Activities > Camps				*no refunds	CAMP DRESS CODE: Dance Attire; Last day dancers can bring costume in theme of camp. Minimum Dancer Enrollment Required		
Camps are now charged to your account upon enrollment. Payment is due no later than the first day of class.							
Auto-Debit is not active in the summer months. Manual payment is required in the portal.							

# PART 14 - 2026-2027 SCHEDULE (TENTATIVE)

CENTRAL DANCE ACADEMY					
TIME	STUDIO I	Company	TIME	STUDIO II	2026-2027 STUDIO III
<b>MONDAY</b>	Rehearsal		4:15-5:15	Company Jazz Tech	Beth
	4:30-5:00	Company Rehearsal	5:15-5:45	Company Tap Rehearsal	Beth
	5:00-5:45	Company Tap Tech	5:45-6:15	Company Lyrical Rehearsal	Beth
	6:15-6:45	Boys I/II	6:15-7:15	Tumbling III	Beth
	6:45-7:15	Youth Lyrical	7:15-8:15	Tumbling IV	Beth
			8:15-9:00	Company Tap Tech	Beth
			9:00-9:30	Company Jazz Rehearsal	Beth
					4:00-4:30 Tumble Tots Lexie
					4:30-5:15 Tumbling I Lexie
					5:15-6:15 Tumbling II Katherine
					6:15-6:45 Youth Pom Dory
					6:45-7:15 Pom I/II Dory
					7:15-8:00 Adult Jazz Dory
					8:00-8:45 Modern Dory
<b>TUESDAY</b>	3:45-4:15	Butterfly Ballet (May Start Date)	4:15-4:45	Company Jazz Rehearsal	Beth
	4:15-5:00	Youth Jazz/Hip Hop	4:45-6:00	Youth Combination III	Beth
	5:00-6:00	Youth Combination II	6:00-6:30	Company Tap Tech	Beth
	6:00-7:00	Company Jazz Tech	6:30-8:00	Company Jazz Tech	Beth
			8:00-8:30	Company Cont Rehearsal	Beth
			8:30-9:30	Company Ballet/Tumb	Beth
					3:45-4:15 Tumble Tots Zella
					4:15-5:00 Tippy Toes Zella
					5:00-6:00 Combo I Zella
					6:00-6:45 Jazz/Hip Hop II Lexie
					6:45-7:30 Lyrical I/II Lexie
					7:30-8:15 Lyrical III/IV Lexie
<b>WEDNESDAY</b>			4:15-5:00	Youth Jazz/Hip Hop	Naomi
	5:00-5:30	Musical Theater I/II	5:00-6:00	Youth Combination II	Naomi
	5:30-6:00	Musical Theater III/IV	6:00-6:45	Tumbling I	Lexie
	6:00-6:30	Youth Musical Theater			
					4:15-5:00 Tippy Toes Amy Amy
					5:00-6:00 Youth Combination I Ashlyn & Sierra
					6:00-6:30 Hip Hop I-IV Katie Katie
					6:30-7:30 Ballet IV Katie
					7:30-8:30 Jazz IV
					8:30-9:00 Tap IV
<b>THURSDAY</b>			4:00-4:30	Company Lyrical Rehearsal	Beth
	5:00-5:30	Uniquely You	4:30-5:30	Ballet I	Beth
	5:30-6:00	Company Jazz Rehearsal	5:30-6:15	Jazz I	Beth
	6:00-6:30	Company Lyrical Rehearsal	6:15-6:45	Tap I	Beth
	7:00-7:30	Company Tap Rehearsal	6:45-7:15	Company Tap Rehearsal	Beth
	7:30-8:00	Company Jazz Rehearsal	7:15-8:45	Company Ballet Tech	Beth
			8:45-9:15	Company Hip Hop Rehearsal	Beth
					4:00-4:30 Company Jazz Rehearsal Zella
					4:30-5:00 Twinkle Toes (January Start Date) Lexie
					5:00-5:30 Company Hip Hop Rehearsal Naomi
					5:30-7:00 Company Ballet Tech Katie
					7:00-8:00 Ballet II/III Lexie
					8:00-8:45 Jazz II/III Lexie
					8:45-9:15 Tap II/III Lexie
					9:00-9:30 Butterfly Ballet (May Start Date) Lexie
					9:30-10:00 Twinkle Toes (January Start Date) Lexie
					10:00-10:30 Tumble Tots Lexie
					10:30-11:30 Tippy Toes Lexie

TENTATIVE AS OF 3/12/26

## PART 15 - UPCOMING IMPORTANT DATES

- March 29-April 1 Picture Days at Central Dance Academy
- May 8 DUE: Memory Book & Memory Book Ad Google Forms
- May 8 DUE: Backstage Mom & Security Dad Ticket Google Forms
- May 8 DUE: T-Shirt Online Orders
- May 21 DUE: Memory Book Only Google Forms
- June 1-4 REQUIRED: On Stage Final Class
- June 5 REQUIRED: Dress Rehearsal for Show
- June 5 Deadline for Current Family Early Fall Registration Discount
- June 6 Normal class registration fees start
- June 6-7 All Studio Shows
- June 9 2026-2027 Company Auditions
- June 20 Ice Cream Days - Dancers needed Ages 9+ for Parade, and CDA Company Performance
- July 29 Plymouth County Fair Performance by CDA Company

## PART 16 - OPEN HOUSE - SAVE THE DATES

August 4, 2026 - 3:00pm - 7:00pm

August 5, 2026 - 3:00pm - 7:00pm

If you are unable to make it to Open House, we would be more than happy to do your dance attire fittings by appointment.

\*We strongly encourage you to get shoes and attire ordered during open house or by appointment so your child can have items before classes begin.\*

### ATTIRE & SHOE PICK UP!

Dance Attire & Shoe Pick-Up day for orders placed during Open House

August 25, 2026 - 4:30pm - 5:45pm

August 26, 2026 - 4:30pm - 5:45pm

\*We strongly encourage pick-up before the start of classes so we don't have to spend our first class trying on shoes.\*

**CLASSES BEGIN EARLY SEPTEMBER FOR THE 2026-2027 SEASON!**

# PART 17 - COMPETITION TEAMS FOR 2026-2027

## 2025-2026 CDA Company Dancers



Company Auditions will be held on  
June 9, 2026.

To be eligible for the 2026-2027 Company season, dancers must meet all the summer requirements.

Please scan the QR code and fill out the Audition Registration Form, which includes audition times and attire. The form link can also be found in the Weekly News Splash!



## Summer Requirements for 2026-2027 Company Members

**\*Summer requirements are subject to adjustments once teams are set after auditions and once contracts are returned.\***

### Diamond, Ruby, Emerald, Sapphire

1 camp, excluding tumbling and 6 ballet, 6 tap, 6 jazz, & 6 Tumbling or Stretch & Strengthen

### Pearls

1 camp, excluding tumbling, and 2 combo levels, 2 jazz/hip hop, 2 Stretch & Strengthen, or Tumbling

### Crystals

1 camp OR 3 Combo level and 3 Jazz/HipHop

All dancers are encouraged to take more camps and classes than required!  
Please contact Beth or email the studio with any questions.



Thank you to all the parents for your support and for allowing your child to dance and grow with us.  
Sincerely, The Central Dance Academy Staff

Central Dance Academy  
128 Central Ave SE  
Le Mars, IA 51031  
712-546-9217

Website: [cdaiowa.com](http://cdaiowa.com)  
Email: [lemars@cdaiowa.com](mailto:lemars@cdaiowa.com)

Facebook: Central Dance Academy-CDA  
Parent Facebook Page:  
CDALemarsParents  
Instagram: CDAlowa  
X: CentraldanceIA  
TikTok: @cdaiowa