

AP Digital Testing App Download Instructions

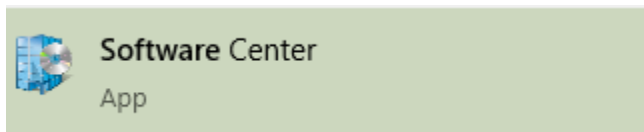
Downloading the AP Digital Testing App on Seattle Public Schools-Assigned Computers

*Note: Students will **not** be able to download the AP Digital Testing app through the College Board website on their SPS-assigned computers. For instructions to download the AP Digital Testing app on personal devices, click [here](#). Students can not use a personal smartphone, iPad, or Chromebook to download the AP Digital Testing app.*

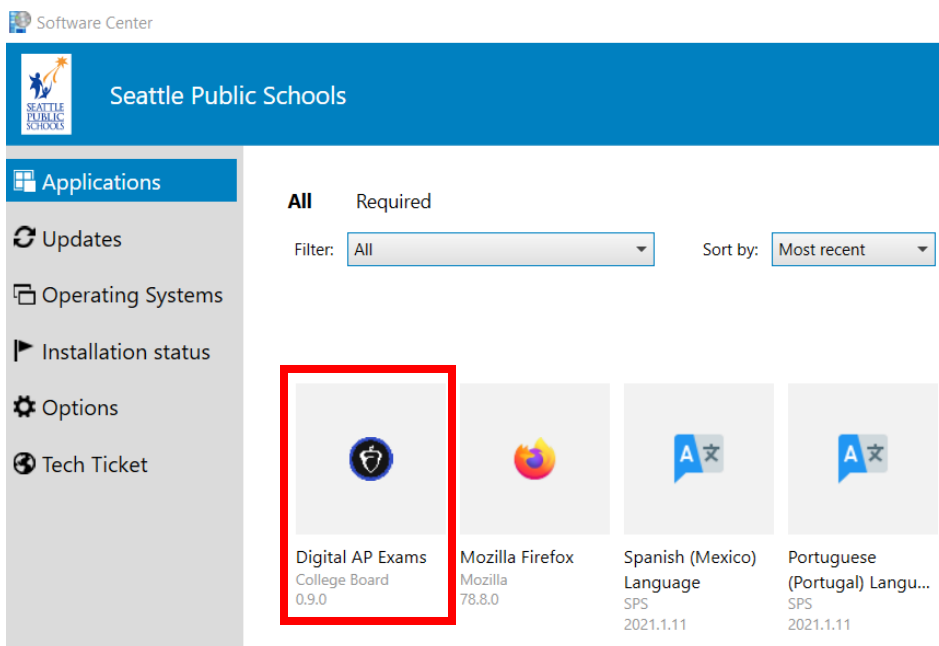
1. **Navigate to the Search bar (indicated by the magnifying glass icon) on the bottom left corner of your device:**



2. **Type in: “Software Center” and click on this icon:**



3. **In the Software Center, search for “Digital AP Exams” and select the app***



***This is NOT the same app as the Respondus Lockdown Browser App that students need for practicing tests in myAP**

AP Digital Testing App Download Instructions

4. After clicking on the “Digital AP Exams” app, click the “Install” button

[Applications](#) > Application details



Digital AP Exams

Published by College Board

Install

Status: Available

Version: 0.9.0

Date published: Not specified

Restart required: Might be required

Download size: 50 MB

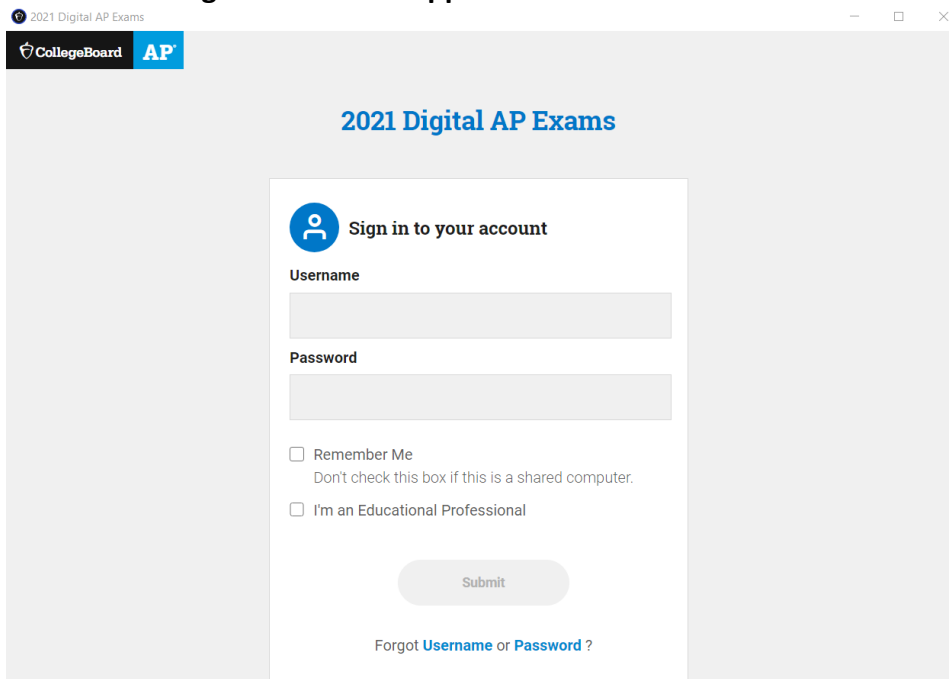
Estimated time: 15 minutes

Total components: 1

Date Modified: 4/23/2021

5. Once installed, the app will be automatically appear on the desktop. Double click on the Desktop “2021 Digital AP Exams” app to complete the installation process.


6. The app will automatically open to the login page. Use your College Board Username and Password to login and use the app.



2021 Digital AP Exams

CollegeBoard AP

2021 Digital AP Exams

 Sign in to your account

Username

Password

☐ Remember Me
Don't check this box if this is a shared computer.

☐ I'm an Educational Professional

Submit

Forgot [Username](#) or [Password](#) ?