






NEBRASKA
AGRICULTURE
IN THE CLASSROOM
NEBRASKA FARM BUREAU FOUNDATION

APPLES INSIDE & OUT

Name: _____

Apples Five Senses

Directions: Use your five senses to describe apples.

	This is what I see:
	This is what I feel:
	This is what I smell:
	This is what I taste:
	This is what I hear:


NEBRASKA
AGRICULTURE
IN THE CLASSROOM
NEBRASKA FARM BUREAU FOUNDATION








APPLES INSIDE & OUT

Name: _____

Part of an Apple

Directions: Color the parts of the apple and trace the labels.



1. Color the  skin 
2. Color the  seeds 
3. Color the  leaf 
4. Color the  stem 