




## WHAT QUESTIONS TO ASK, AND WHEN

Here are key questions to ask about your screening and diagnostic data at different points throughout the year. The table provides an overview, followed by in-depth explanations.

	Fall 	Winter 	Spring 
<b>1</b> Are at least 80% of students meeting low-risk targets?	✓	✓	✓
<b>2</b> On which specific academic and/or SEB skills are more than 20% of students at risk?	✓	✓	✓
<b>3</b> Do we see different results for different groups of students (e.g., by ethnicity, gender, socio-economic status, teaching modality, device and internet access)?	✓	✓	✓
<b>4</b> Which individual students are at risk? What level of risk and for which skills?	✓	✓	✓
<b>5</b> Are at least 95% of students who begin the year on track growing enough to stay on track at the end of the year?		✓	✓
<b>6</b> Are we seeing “catch-up” or above average growth?		✓	✓
<b>7</b> What Tier 1 needs are shown at the end of the year?			✓



Universal Screening



Diagnostic