

Q1 What is the must-see destination within Hot Springs Village (to which you would take visitors, for example)?

Answered: 1,046 Skipped: 140

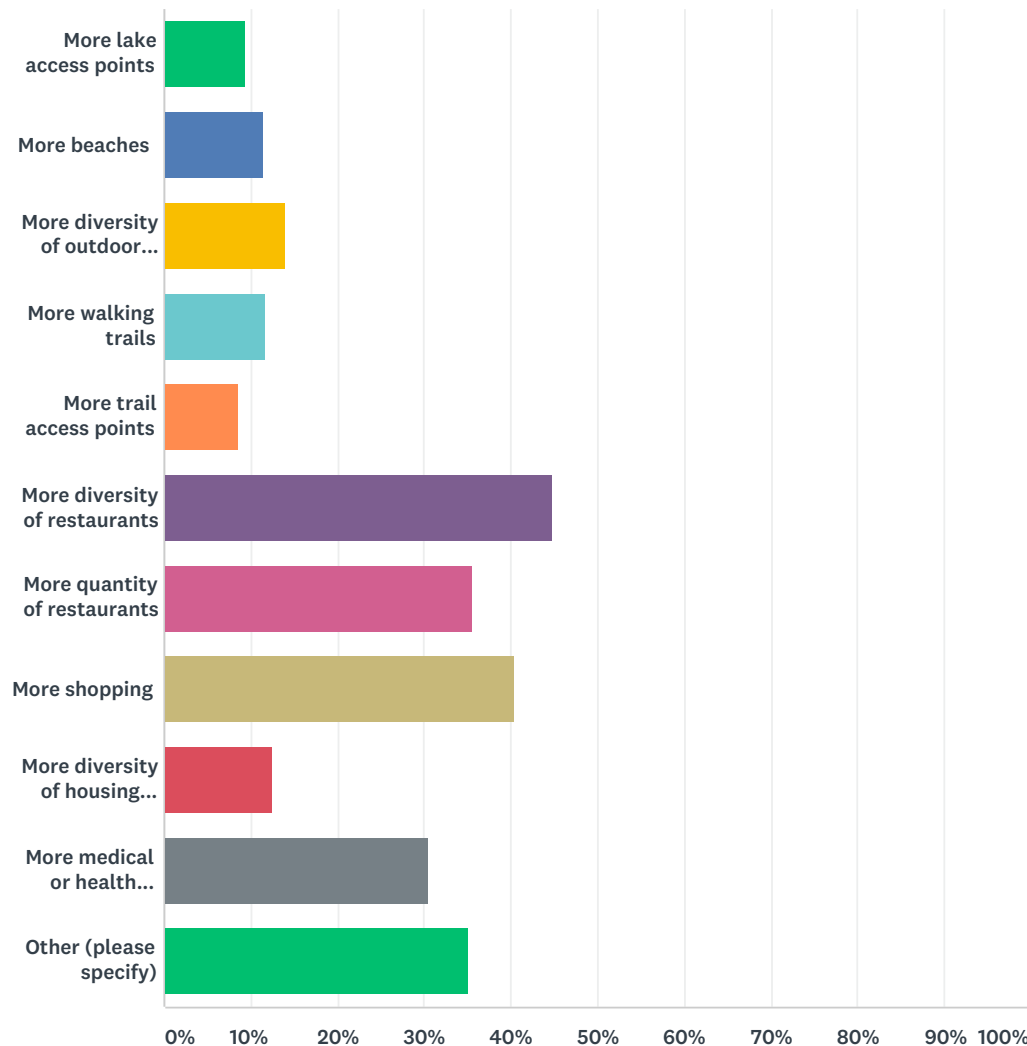
Top Answer 1: Lake Lagos Lookout/Overlook

Top Answer 2: Lake Balboa/Balboa Beach

Top Answer 3: Golf Courses

Q2 What physical amenities would you like to have more of within Hot Springs Village? (Please select your top 3)

Answered: 1,186 Skipped: 0

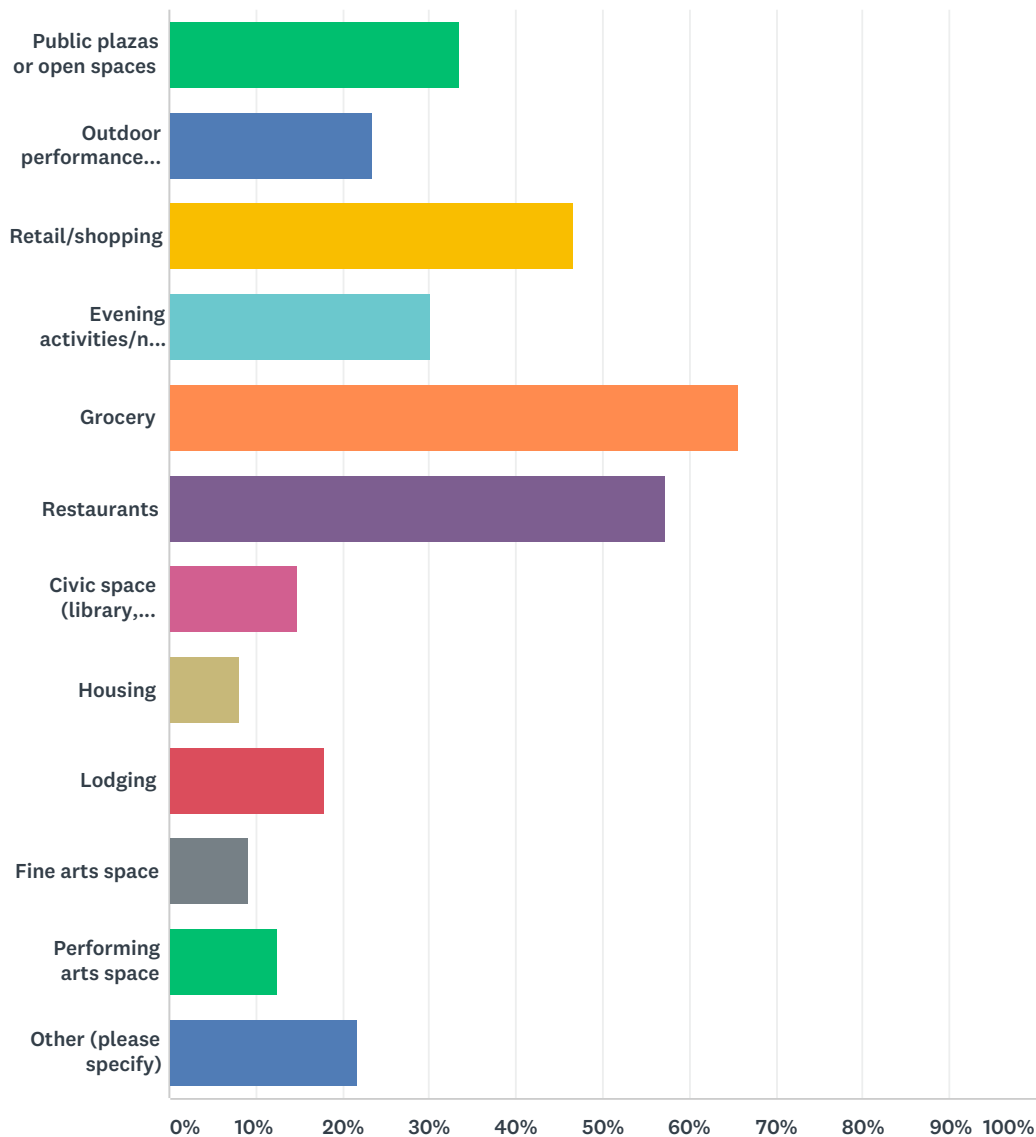


| ANSWER CHOICES | RESPONSES | |
|--|-----------|-----|
| More lake access points | 9.44% | 112 |
| More beaches | 11.55% | 137 |
| More diversity of outdoor recreation options | 13.91% | 165 |
| More walking trails | 11.64% | 138 |
| More trail access points | 8.60% | 102 |
| More diversity of restaurants | 44.86% | 532 |
| More quantity of restaurants | 35.58% | 422 |
| More shopping | 40.47% | 480 |
| More diversity of housing types | 12.65% | 150 |

| | | |
|-----------------------------------|--------|-----|
| More medical or health facilities | 30.61% | 363 |
| Other (please specify) | 35.08% | 416 |
| Total Respondents: 1,186 | | |

Q3 Which of the following amenities are the most important to include within a Town Center for Hot Springs Village? (Please select all that apply)

Answered: 1,186 Skipped: 0

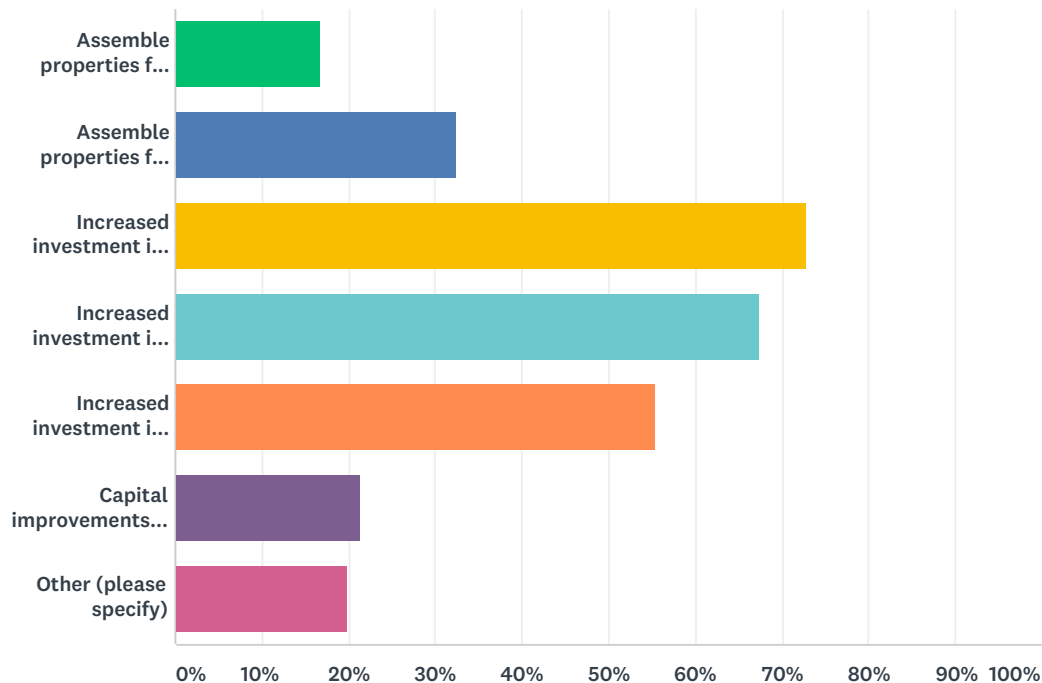


| ANSWER CHOICES | RESPONSES | |
|--|-----------|-----|
| Public plazas or open spaces | 33.47% | 397 |
| Outdoor performance space/amphitheater | 23.52% | 279 |
| Retail/shopping | 46.71% | 554 |
| Evening activities/night life | 30.19% | 358 |
| Grocery | 65.77% | 780 |
| Restaurants | 57.25% | 679 |

| | | |
|--|--------|-----|
| Civic space (library, member services, etc.) | 14.76% | 175 |
| Housing | 8.26% | 98 |
| Lodging | 18.04% | 214 |
| Fine arts space | 9.11% | 108 |
| Performing arts space | 12.65% | 150 |
| Other (please specify) | 21.75% | 258 |
| Total Respondents: 1,186 | | |

Q4 What are the three most important investments the POA should make in the near term?

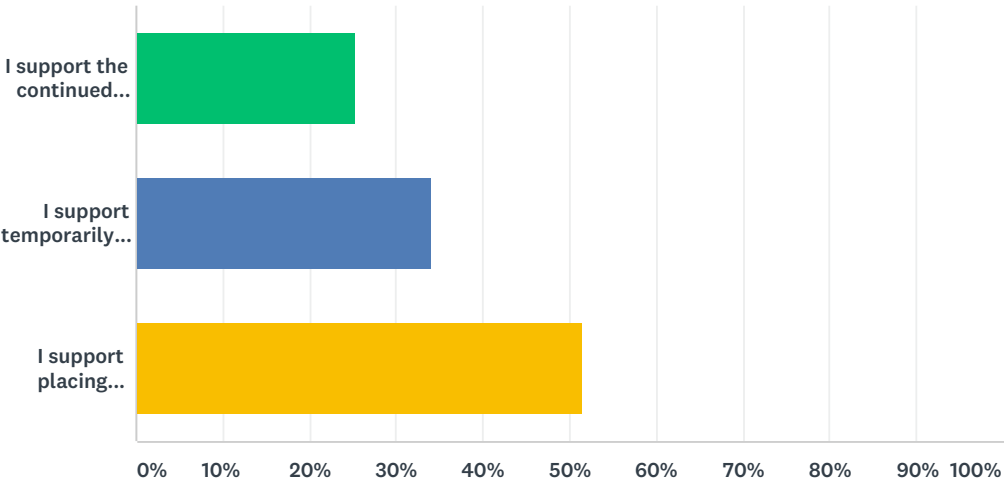
Answered: 1,186 Skipped: 0



| ANSWER CHOICES | RESPONSES | |
|---|-----------|-----|
| Assemble properties for diversified housing or neighborhood development to increase POA revenue | 16.78% | 199 |
| Assemble properties for a town center development to increase POA revenue | 32.46% | 385 |
| Increased investment in existing infrastructure (streets, utilities) for maintenance and upgrades | 72.77% | 863 |
| Increased investment in existing POA-owned structures (club houses, community centers, auditoriums, etc) for maintenance and upgrades | 67.45% | 800 |
| Increased investment in existing recreation facilities (golf courses, courts, trails, parks, etc) for maintenance and upgrades | 55.48% | 658 |
| Capital improvements to add new types of facilities and recreation options that are not currently located within the Village | 21.42% | 254 |
| Other (please specify) | 19.81% | 235 |
| Total Respondents: 1,186 | | |

Q5 Would you support strategies (such as lot trades, for example) within predominantly undeveloped areas to reduce both the built development and maintenance footprints in Hot Springs Village?

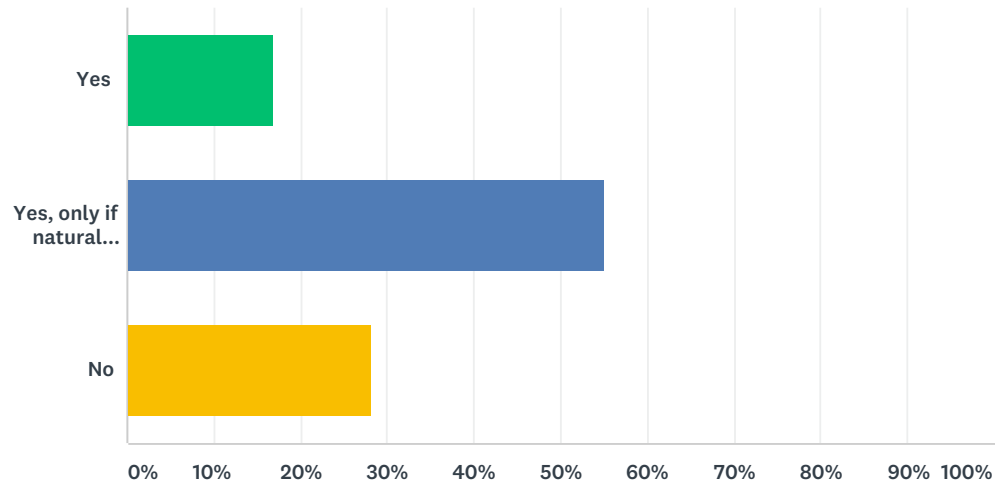
Answered: 1,186 Skipped: 0



| ANSWER CHOICES | RESPONSES | |
|--|-----------|-----|
| I support the continued development of the Village in its full capacity, as currently platted | 25.21% | 299 |
| I support temporarily suspending development (20 years, for example) in strategic areas to reduce infrastructure maintenance costs | 34.15% | 405 |
| I support placing strategic areas in preserves for perpetuity to retain natural character | 51.52% | 611 |
| Total Respondents: 1,186 | | |

Q6 Would you support strategically targeting development of part of the Village to access untapped housing markets and increase POA revenues?

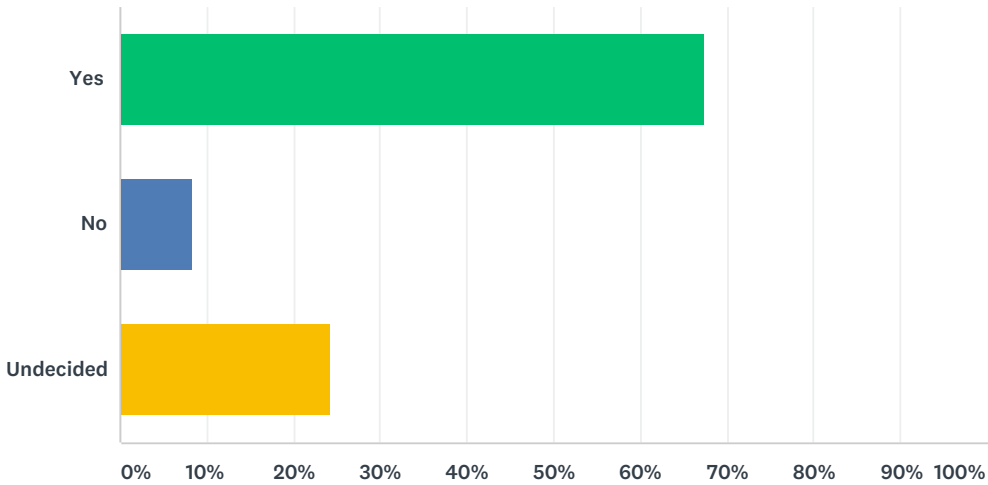
Answered: 1,186 Skipped: 0



| ANSWER CHOICES | | RESPONSES | |
|---|--|-----------|-----|
| Yes | | 16.86% | 200 |
| Yes, only if natural character is preserved | | 54.97% | 652 |
| No | | 28.16% | 334 |
| Total Respondents: 1,186 | | | |

Q7 Do you think you will still live in Hot Springs Village 10 years from now?

Answered: 1,186 Skipped: 0



| ANSWER CHOICES | | RESPONSES | |
|--------------------------|--|-----------|-----|
| Yes | | 67.45% | 800 |
| No | | 8.35% | 99 |
| Undecided | | 24.20% | 287 |
| Total Respondents: 1,186 | | | |

Q8 If you responded “No” to Question 7, please tell us why you will not be living in Hot Springs Village 10 years from now.

Answered: 86 Skipped: 1,100

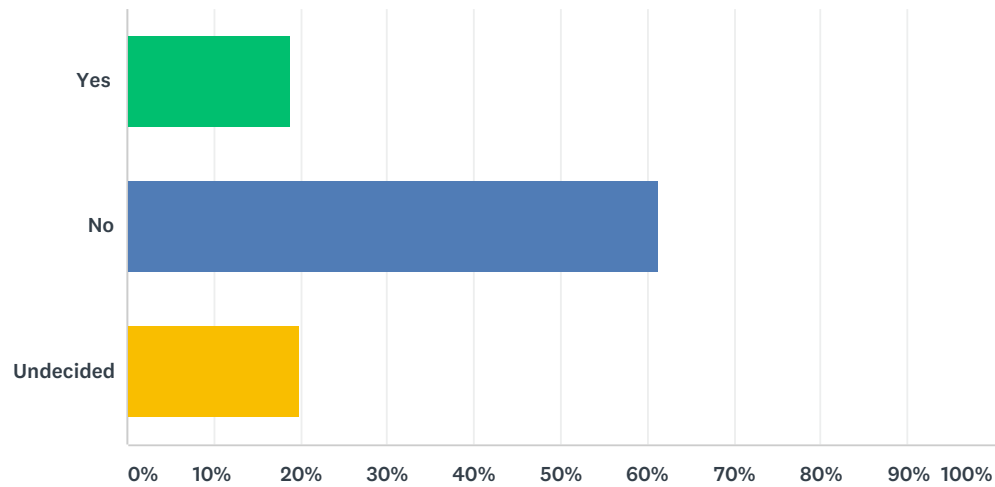
Top Answer 1: Age

Top Answer 2: Move closer to family

Top Answer 3: Health

Q9 Within the next 10 years, will you want to downsize to a smaller house?

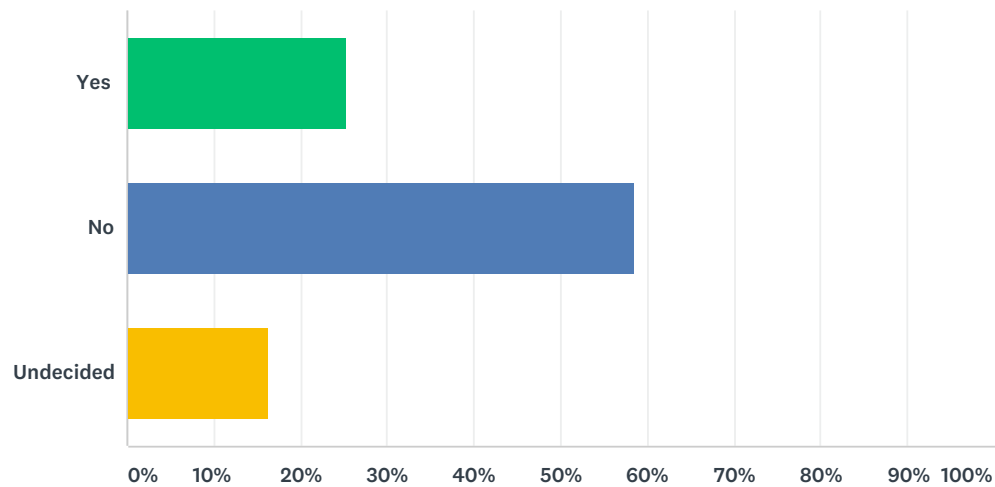
Answered: 1,129 Skipped: 57



| ANSWER CHOICES | | RESPONSES | |
|--------------------------|--|-----------|-----|
| Yes | | 18.78% | 212 |
| No | | 61.29% | 692 |
| Undecided | | 19.93% | 225 |
| Total Respondents: 1,129 | | | |

Q10 Within the next 10 years, will you want to maintain a yard?

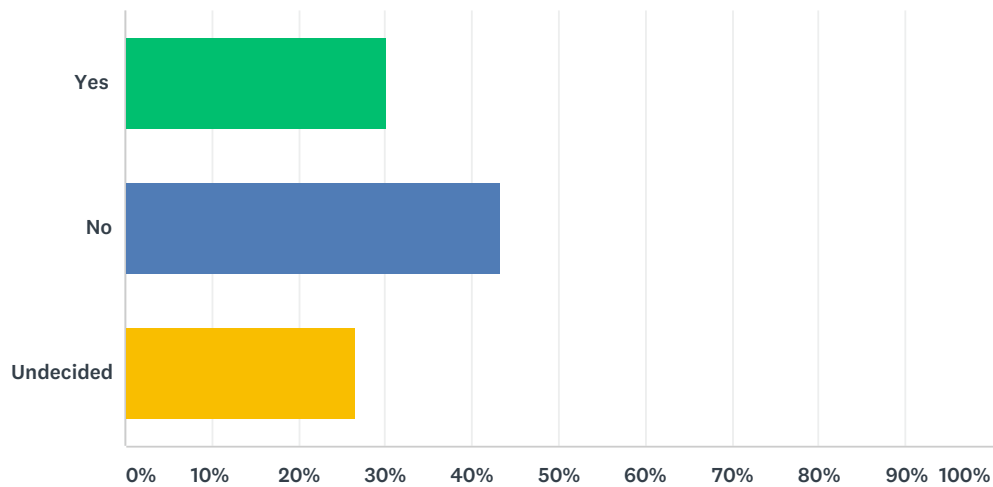
Answered: 1,129 Skipped: 57



| ANSWER CHOICES | | RESPONSES | |
|--------------------------|--|-----------|-----|
| Yes | | 25.24% | 285 |
| No | | 58.55% | 661 |
| Undecided | | 16.30% | 184 |
| Total Respondents: 1,129 | | | |

Q11 Within the next 10 years, will you want to live near a Town Center?

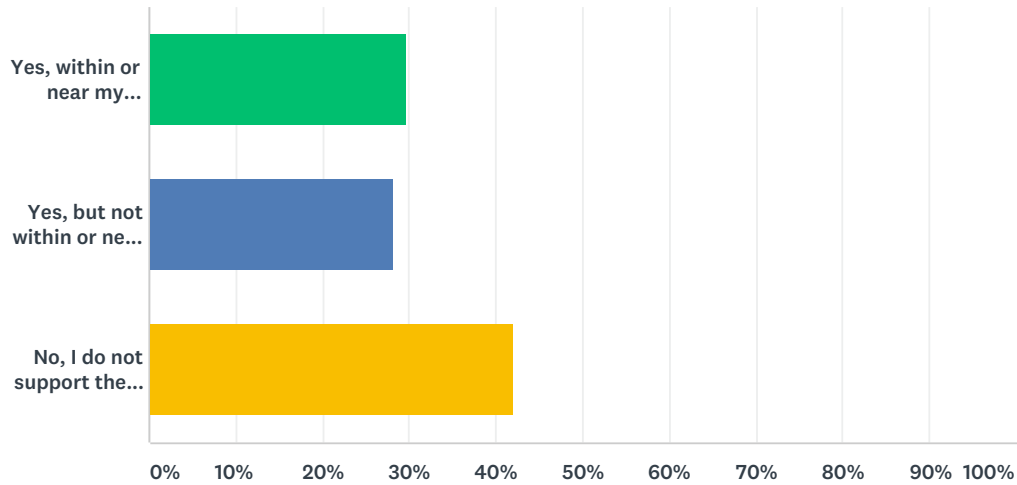
Answered: 1,129 Skipped: 57



| ANSWER CHOICES | | RESPONSES | |
|--------------------------|--|-----------|-----|
| Yes | | 30.12% | 340 |
| No | | 43.31% | 489 |
| Undecided | | 26.57% | 300 |
| Total Respondents: 1,129 | | | |

Q12 Do you support the addition of Pocket Neighborhoods (small, targeted infill housing developments) in Hot Springs Village?

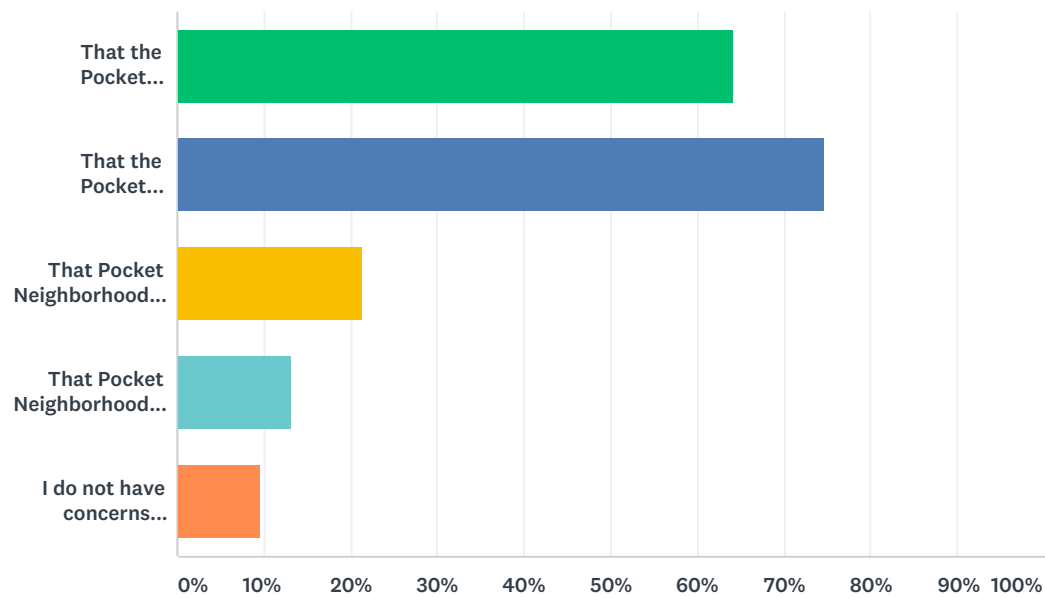
Answered: 1,129 Skipped: 57



| ANSWER CHOICES | RESPONSES | |
|--|-----------|-----|
| Yes, within or near my neighborhood | 29.76% | 336 |
| Yes, but not within or near my neighborhood | 28.26% | 319 |
| No, I do not support the addition of Pocket Neighborhoods in Hot Springs Village | 41.98% | 474 |
| Total Respondents: 1,129 | | |

Q13 Some property owners may have concerns related to infill housing (Pocket Neighborhoods) in Hot Springs Village. Which two topics below are most important to address?

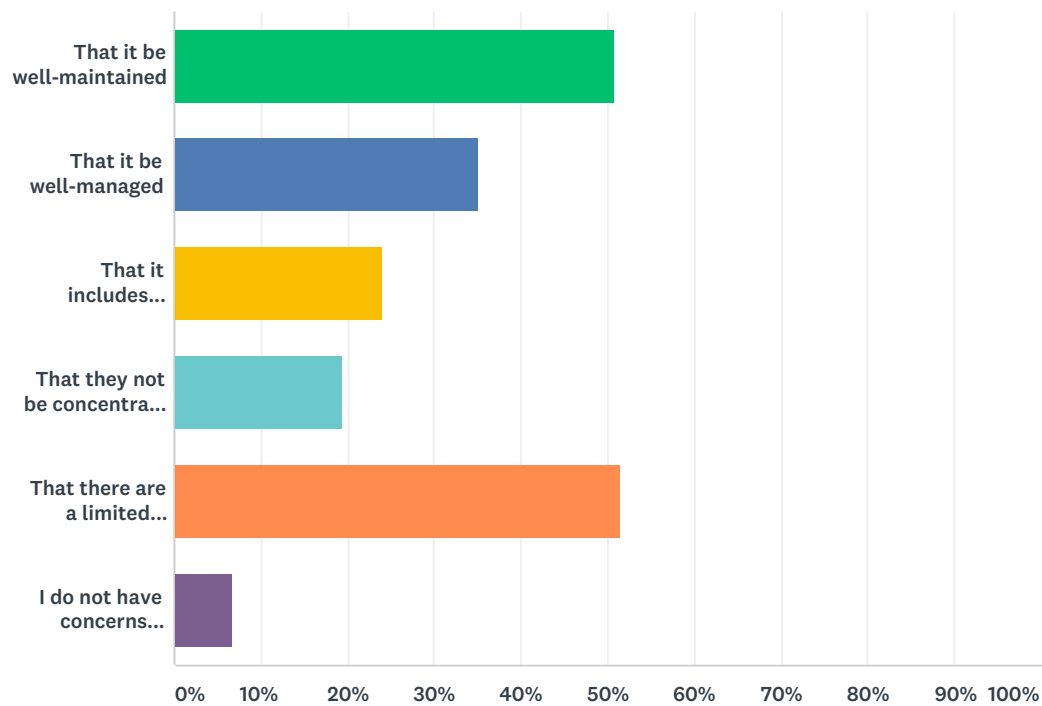
Answered: 1,129 Skipped: 57



| ANSWER CHOICES | RESPONSES | |
|---|-----------|-----|
| That the Pocket Neighborhoods retain natural character of the community | 64.30% | 726 |
| That the Pocket Neighborhoods are owner-occupied | 74.67% | 843 |
| That Pocket Neighborhoods are not concentrated in one area | 21.26% | 240 |
| That Pocket Neighborhoods are not more intensely developed than the photo above | 13.11% | 148 |
| I do not have concerns regarding Pocket Neighborhoods | 9.57% | 108 |
| Total Respondents: 1,129 | | |

Q14 Some property owners may have concerns regarding small-scale multi-family development. What are the two most important topics to address?

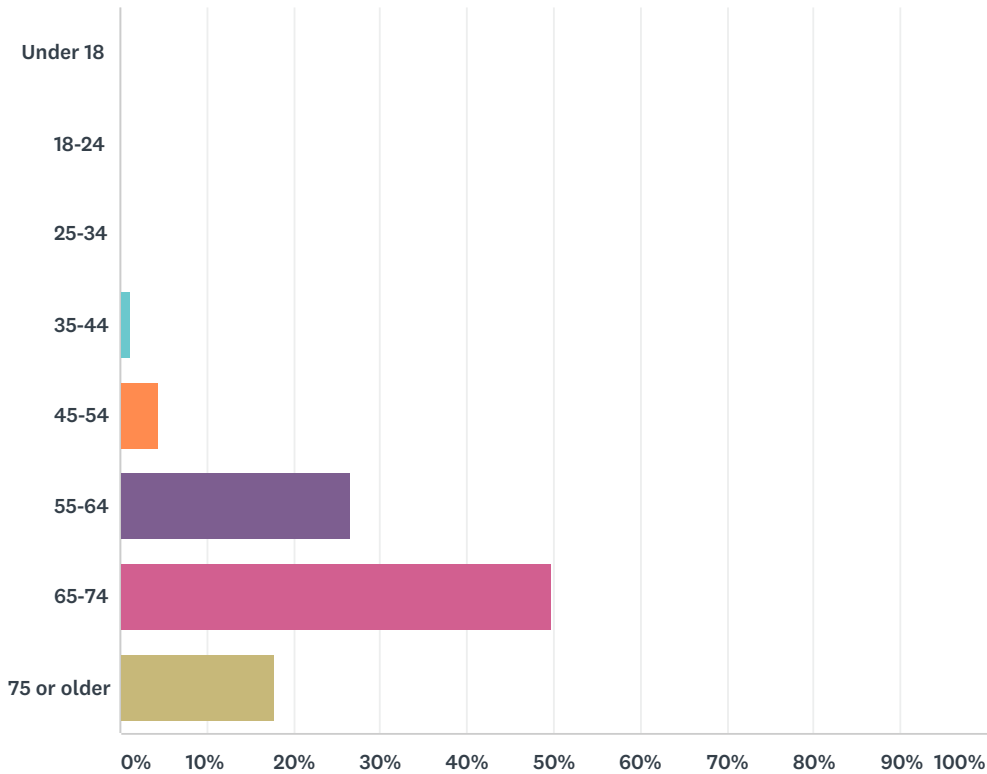
Answered: 1,129 Skipped: 57



| ANSWER CHOICES | RESPONSES | |
|---|-----------|-----|
| That it be well-maintained | 50.93% | 575 |
| That it be well-managed | 35.16% | 397 |
| That it includes upscale interior and exterior finishes | 24.09% | 272 |
| That they not be concentrated in one area | 19.40% | 219 |
| That there are a limited number of units | 51.37% | 580 |
| I do not have concerns regarding small-scale multi-family development | 6.73% | 76 |
| Total Respondents: 1,129 | | |

Q15 What is your age?

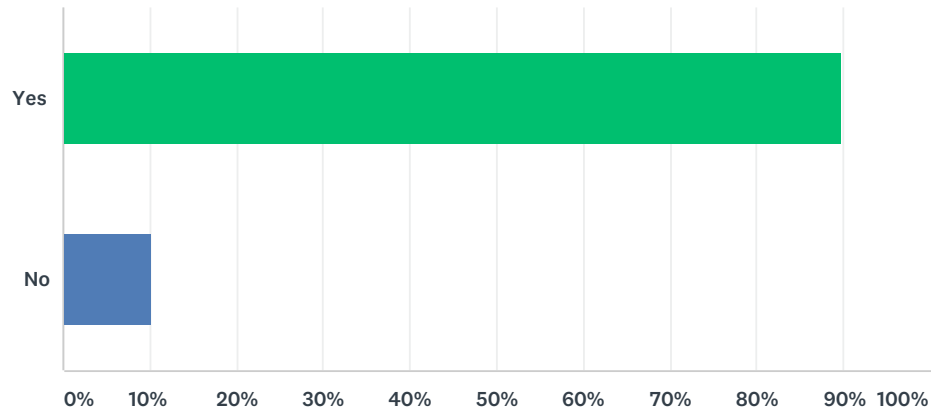
Answered: 1,129 Skipped: 57



| ANSWER CHOICES | RESPONSES | |
|--------------------------|-----------|-----|
| Under 18 | 0.00% | 0 |
| 18-24 | 0.00% | 0 |
| 25-34 | 0.18% | 2 |
| 35-44 | 1.24% | 14 |
| 45-54 | 4.34% | 49 |
| 55-64 | 26.66% | 301 |
| 65-74 | 49.87% | 563 |
| 75 or older | 17.71% | 200 |
| Total Respondents: 1,129 | | |

Q16 Is your primary residence located in Hot Springs Village?

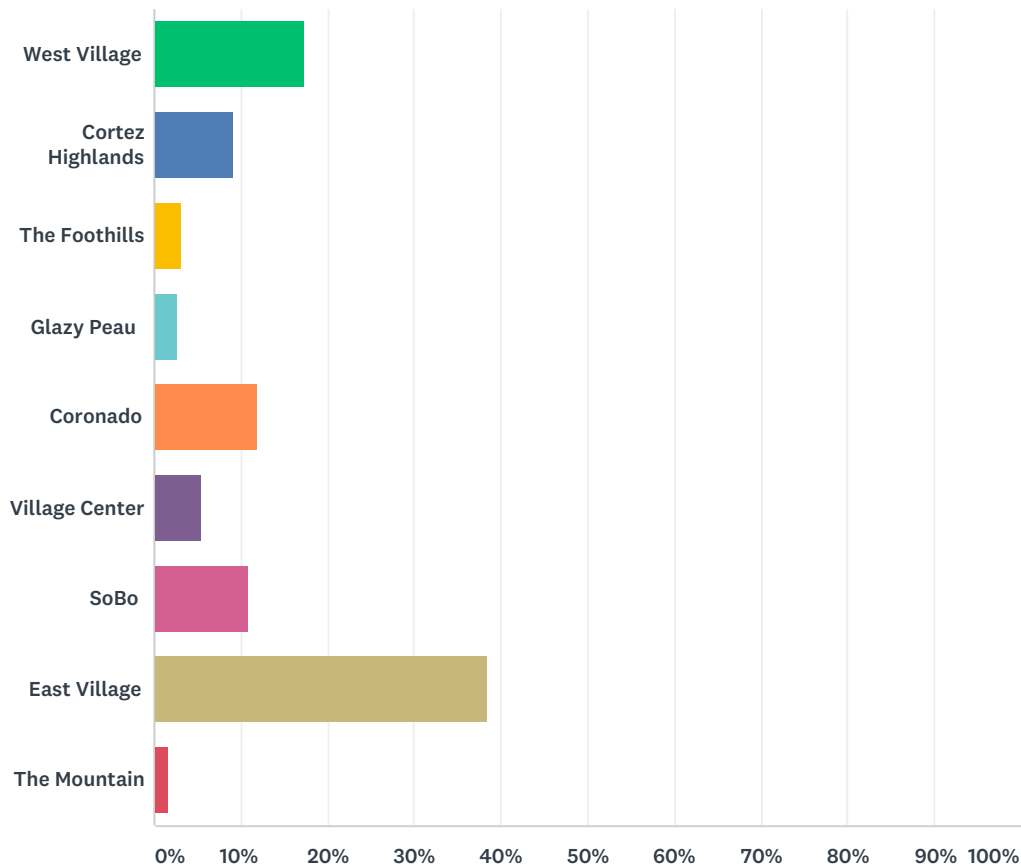
Answered: 1,129 Skipped: 57



| ANSWER CHOICES | | RESPONSES | |
|--------------------------|--|-----------|-------|
| Yes | | 89.81% | 1,014 |
| No | | 10.19% | 115 |
| Total Respondents: 1,129 | | | |

Q17 In which of the following nine neighborhoods is your property located?

Answered: 1,129 Skipped: 57



| ANSWER CHOICES | RESPONSES | |
|--------------------------|-----------|-----|
| West Village | 17.27% | 195 |
| Cortez Highlands | 9.21% | 104 |
| The Foothills | 3.10% | 35 |
| Glazy Peau | 2.75% | 31 |
| Coronado | 11.87% | 134 |
| Village Center | 5.49% | 62 |
| SoBo | 10.98% | 124 |
| East Village | 38.53% | 435 |
| The Mountain | 1.68% | 19 |
| Total Respondents: 1,129 | | |