

Serpa manufactures secondary packaging solutions from cartoners and case packers to robotic palletizers and other complementary equipment to form complete end of line solutions. Handling the most unique packaging specifications in the pharmaceutical, food, beverage, personal care, household, and industrial markets, Serpa combines the latest technology and advanced design capabilities to ensure top-quality equipment that is geared for easy operation, tool-less changeover and ease of maintenance. Serpa is a trusted partner for integrated packaging systems and an authorized Fanuc integrator.

PROMACH



7020 West Sunnyview Avenue
Visalia, California 93291

559.651.2339

serpapakaging.com
serpa@promachbuilt.com



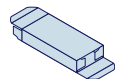
- Cartoning <
- Case Packing <
- Tray Packing <
- Palletizing <
- Insert Feeding <
- Line Integration <
- Robotic Handling <



CARTONS • TRAYS • CASES • INSERTS


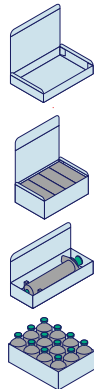


SERPA COMPLETE LINE



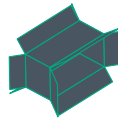
P100 HORIZONTAL CARTONER

CARTON RANGE	LENGTH	WIDTH	DEPTH	SPEED
MAXIMUM	7"	3.5"	8"	480
	177.8mm	88.9mm	203.2mm	



TOP LOAD AUTOMATION

CARTON/TRAY FORMED	LENGTH	WIDTH	DEPTH	SPEED
MAXIMUM	12.5"	12"	5"	200
	317.5mm	304.8mm	127mm	




P200 SIDE LOAD CASE PACKER

CASE RANGE	LENGTH	WIDTH	DEPTH	SPEED
MAXIMUM	24"	19"	24"	20
	609.6mm	482.6mm	609.6mm	

P300 HIGH SPEED SIDE LOAD CASE PACKER


CASE RANGE	LENGTH	WIDTH	DEPTH	SPEED
MAXIMUM	20"	13"	13"	30
	508mm	330.2mm	330.2mm	



LR2 ROBOTIC PRODUCT HANDLING



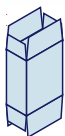

SINGLE CELL ROBOTIC PALLETIZER



TWIN CELL ROBOTIC PALLETIZER




AUTOMATED ROBOTIC PALLETIZER



P120 VERTICAL CARTONER

CARTON RANGE	LENGTH	WIDTH	DEPTH	SPEED
MAXIMUM	7"	3.5"	8.875"	400
	177.8mm	88.9mm	225.4mm	



RF450/TL450 LITERATURE FEEDER & TRAY LOADER

INSERT RANGE	LENGTH	WIDTH	DEPTH	SPEED
MAXIMUM	3"	0.375"	8"	450
	76.2mm	9.5mm	203.2mm	



P220 WRAPAROUND CASE PACKER

CASE RANGE	LENGTH	WIDTH	DEPTH	SPEED
MAXIMUM	20"	12"	24"	20
	508mm	304.8mm	609.6mm	

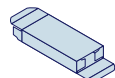
P320 HIGH SPEED WRAPAROUND CASE PACKER

CASE RANGE	LENGTH	WIDTH	DEPTH	SPEED
MAXIMUM	18"	14"	24"	30
	457.2mm	355.6mm	609.6mm	



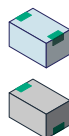
P250 TOP LOAD CASE PACKER

CASE RANGE	LENGTH	WIDTH	DEPTH	SPEED
MAXIMUM	24"	14"	14"	20
	609.6mm	355.6mm	355.6mm	



P150 INTERMITTENT CARTONER

CARTON RANGE	LENGTH	WIDTH	DEPTH	SPEED
MAXIMUM	7"	4"	8"	80
	177.8mm	101.6mm	203.2mm	



TEL10 TAMPER EVIDENT LABELER

CARTON RANGE	LENGTH	WIDTH	DEPTH	SPEED
MAXIMUM	12"	4"	7"	300
	304.8mm	101.6mm	177.8mm	

Larger Ranges and
Higher Speeds Available

