

## Sunday School Home Activities - Week of November 28, 2021



Weekly home activities, great for the whole family, are designed to guide children from Nursery thru 5<sup>th</sup> grade and their families in Bible stories, engaging experiences, spiritual practices, and opportunities for reflection. Pick one to two activities to do with your family each week.

Contact Kathy Schmucker, Spiritual Formation Director, for more information. [kschmucker@faithumchurch.org](mailto:kschmucker@faithumchurch.org)

### Welcome to Wonder

**Wonder Table** - Prepare Ahead: As a family, create a Wonder Table. Find a small table or area in your home. On the table place a candle, a plant or flower, and any other special items you want to include. Use this space while gathering as a family to engage in the lesson or online worship together.

**Wonder Box** - The Wonder Box is a special place to hold a special item that connects to the Faith Word and to the Bible story. Place items or symbols related to each week's Bible story in the Wonder Box. You may want to keep your Wonder Box on your family's Wonder Table. You can make your own Wonder Box to be any shape or size, but it's best if it has a lid. Include your whole family in the creation process.

**Wonder with Me - READ the Bible Story** - Read the Bible story, Luke 1:5-25.

- Read from the Bible or the Celebrate Wonder Bible Storybook or attached handout. The story is also in the Fall and Advent Family Worship Kits.

### WATCH the Bible Story and Sing with the Celebrate Wonder Music Videos

Watch this week's Celebrate Wonder Video on Amplify Media:

Amplify Media is a new resource for our congregation! This will make it easy for you and your families to access 1000's of videos for adults, youth and children. To receive the log in info and our congregation's access code, email [kschmucker@faithumchurch.org](mailto:kschmucker@faithumchurch.org) or text Kathy at 330-224-6138. Once you have logged into Amplify Media search Celebrate Wonder to watch this week's Celebrate Wonder Video and view the Celebrate Wonder Music Videos! Amplify Media has also recently added a section called, Cokesbury Kids, to make it easier for you to find all the great resources available for children!

**This week's video is Celebrate Wonder Fall 2021 Session 13 Elizabeth and Zechariah.**

**SAY:** We have been learning about Old Testament stories. But today we will learn something new. Today's story helps us get ready to hear about Jesus being born. Today is also the first day of Advent. Advent is a time of waiting. We are waiting for Christmas and the day Jesus was born.

**WONDER:** What helps you to get ready to celebrate Jesus' birth?

**PRAY:** Dear God, thank you for giving messages to people. Your messages to people help us know how much you love us. Amen.

### Stars and Constellations

**Supplies:** Reproducibles 5D and 13E, colored pencils

- Invite everyone to place both reproducible sheets in front of them on the table. Have them place the October sheet (Reproducible 5D) on the left and the November sheet (Reproducible 13E) on the right.

**SAY:** This fall we have been learning about stars and constellations. Look at the two sheets. The first sheet is from October. The second sheet is from November. Can you find the stars and constellations found on both of the sheets?

- Invite everyone to work together to find which stars and constellations appear on both sheets. Have everyone use a colored pencil to circle those star pictures on both sheets.

**SAY:** Stars move across the sky throughout the night. Each night the star pictures change just a little bit. This winter we'll get new star charts. You'll see some old star pictures and some new star pictures.

- Invite everyone to go look at the sky!

**SAY:** Looking at stars gives me a sense of awe and wonder.



## Examine the Bible Verse


SAY: Our Unit 3 Bible verse is Joshua 1:9b. Find it in your Bibles.

ASK: Is the Book of Joshua in the Old or New Testament? (*Old*)

ASK: Where is Joshua located in the Old Testament? (*sixth book*) What is the chapter number? (*1*)  
What is the verse number? (*9b*)

• Gather the kids around the Unit 3 Bible Verse Poster (Class Pack—pp. 9 & 16). Read it together.

ASK: What is the reference for our verse? (*Joshua 1:9b*)



## SHARE the Faith Word: TRUST

SAY: In this session, we define *trust* as believing God's love is always with you.

In our Bible story today, Zechariah and Elizabeth waited for their baby to be born. It can be hard to trust God when we have to wait.

**WONDER:** Is it hard to believe or trust that something you are excited about will happen?  
Do you trust that the celebration of Jesus' birth will happen every year?  
The angel said that Zechariah and Elizabeth should name their son John.

### WONDER together:

- How do you think Zechariah felt when the angel Gabriel appeared to him?
- How did Zechariah and Elizabeth feel when they heard they would have a child?

## Additional Activities Attached for this Week:

- Elizabeth and Zechariah Coloring Page
- Advent Wreath to cut out and one to color.
- Constellation Pages
- Name Sorting – Puzzle
- The Tabernacle and The Temple
- Check out the Family Advent Kit for Advent Calendars, Candles, and other activities for the season of Advent.

## Spiritual Practice—Exploring Trust Through Waiting

- Gather together.

*Supplies: Advent Wreath – cut out the one attached or use one from the Family Advent Kit which also includes suggestions for making your own wreath.*

SAY: A spiritual practice is something we do to help us connect to God. It doesn't have to be the same spiritual practice all the time, but it can be. There is no right or wrong way to do a spiritual practice. Connecting to God is the most important reason for a spiritual practice.

SAY: For the next four weeks of Advent, we will do something different for the spiritual practice. We will light the Advent wreath. Lighting the Advent wreath is one way we can prepare our hearts for Jesus. The candle we light today is the candle of hope. We have hope when we trust that something will happen, even if we have to wait for it. During Advent, we hope because we trust that Jesus will be born.

SAY: As I light the first candle, say the Bible verse together, "The Lord your God is with you wherever you go."

PRAY: Repeat after me: "God, help me trust in your love and wait patiently. Amen."

- Bless everyone. Touch each person as you say this blessing: "May you be blessed in the waiting."

## FAMILY SPIRITUAL PRACTICE - BIBLE PASSAGE: Luke 1

Wonder: After reading the Bible story from the Bible or from the Celebrate Wonder Bible Storybook, wonder together.

Ask: What brings you hope?

Do: This is the First week of Advent. Light one candle and pray together.

Pray: Dear God, we wait in wonder for the coming of Christ. Amen.

**Celebration Chart:** Place the chart on your refrigerator, kitchen table, or in an easy-to-access place. Throughout the week, have your child mark a space each time he or she completes an item on the chart. When a vertical, horizontal, or diagonal line is completed, celebrate together! *A Celebration Chart for Fall is included in the 9/5 & 9/12 Sunday School Home Activities and in the Fall Family Worship Kits.*

Adapted from Celebrate Wonder Fall 2021 Session 12 © 2021 Cokesbury

## Additional Family Activities:

- **Advent:** The First Sunday of Advent, November 28, marks the beginning of the Christian year. Advent is a season of waiting and preparation to celebrate Jesus' birth at Christmas. Check out Faith United's Family Advent Kit and choose a few activities to do as a family to guide you through the season of Advent and Christmas.
  - **Learn more about the Advent Wreath** in Faith United's Spiritual Practice 101 video series. [Click here](#) to view the Advent Wreath video.
  - Check out the Cokesbury Kids **Family Advent Guide** for activities, Advent Wreath Lighting, coloring pages, and links to Advent videos for kids. This is also available in the Family Advent Kits - <https://www.cokesburykids.com/free-resources/church-at-home/2021-advent-guide>
  - **Advent Photo-A-Day** - We invite you to join us in our Advent Photo-A-Day Challenge. You will find a word on the Advent Photo-A-Day image that connects with our Advent theme, Close to Home. Take or find a picture or song or a poem that expresses this idea. You might also want to create your own image with paint, crayons, clay or other art and nature materials. We invite you to share on social media and tag the Faith United: @faithnorthcanton. Let us be on the lookout for our God who is coming near to us in this holy season.
  - **Close to Home Advent Worship Series Activities:**
    - Read what Paul wrote to his friends in the city of Thessalonica while he was away – 1 Thessalonians 3:10b-3a.
    - Write a letter to or draw a picture for someone you miss seeing.
    - Tell a story about a place or activity you miss. What did you love about it?
    - Read The Bear and the Piano by David Litchfield.
    - Read a book about refugees. Talk to your parents and church leaders to find out how you can help refugees in your community.
    - How can remembering that God is always with us help us to have hope?
  - **Close to Home Advent Devotional** – Art, poetry, songs, and reflections for the season of Advent based on Faith United's 2021 Advent and Christmas worship series. - <https://drive.google.com/file/d/1m8nnp0FTF17cRcv6EGDyPqL286j1c2GW/view?usp=drivesdk>
  - **Advent Calendar** - Hang the calendar on your fridge and count down the days of Advent by completing the daily action prompt together as a family. <https://drive.google.com/file/d/1wfAdzl6pYyrsJfjpkZGDztpes9F6bniBn/view?usp=drivesdk>
- **Give Thanks:** Try one or more of the following activities to practice thankfulness.
  - Make a Gratitude Journal and write or draw pictures of what you are thankful for on the pages.
  - Make a Blessing Jar and have family members write what they are thankful for on slips of paper to place inside the jar. Read them together on Thanksgiving. Pray and give thanks to God!
  - Make a poster by drawing or writing what you are thankful for on a large piece of paper. Then hang it in your window to bless and encourage those who pass by your home.
  - Use the included coloring page for your poster or as a family activity for Thanksgiving.
- **Reign of Christ Sunday:** Sunday, November 21 is the last Sunday of the Christian year. Sometimes referred to as Christ the King Sunday. Think about the ways that the reign of Christ is different from earthly kings and rulers. Use pipe cleaners to make a shepherd's cross as a reminder that Jesus uses his power to take care of and love all persons.
- **Resources for Talking about Race and Racism with Children:** Visit our website at <https://www.myfaithunited.org/anti-racism/>
- **Look for God Sightings,** looking for our good God in the world! Share the God Sightings you find with us. We will share them during our Wednesday Night worship.
- Use individually, or as a family, the worship and devotional resources connected with Sunday's Worship and Sunday School. Share with others! Visit our website for updated resources: <https://www.myfaithunited.org/worship-online/>





# 13F

## Elizabeth and Zechariah – Luke 1:5-25

There was an elderly couple who had been married for a very long time. But they had no children. Their names were Elizabeth and Zechariah.

Zechariah was a priest. He worked in the temple where the people came to worship God.

Zechariah was working in the temple. Suddenly, a mysterious stranger appeared! It was an angel.



The angel had a special message for Zechariah. "Don't be afraid," the angel said. "God has heard your prayers for a baby. Your wife, Elizabeth, will have a baby boy. Name him John."

But how could this be? Zechariah and Elizabeth were very old. Zechariah didn't believe it could be true.

The angel said, "Because you don't believe, you must be silent until the baby is born."

People were waiting for Zechariah. Why was he still in the temple? When he came out, he could not speak.

They realized he had seen a vision in the temple. Later, Elizabeth became pregnant.

Elizabeth said, "The Lord has done this for me. God has shown me favor."

When the baby was born, they named him John.

### FAMILY SPIRITUAL PRACTICE

### BIBLE PASSAGE: Luke 1

**Wonder:** After reading the Bible story from the Bible or from the *Celebrate Wonder Bible Storybook*, wonder together. **Ask:** What brings you hope?

**Do:** This is the first week of Advent. Light one candle and pray together.

**Pray:** Dear God, we wait in wonder for the coming of Christ. Amen.





13A

## Elizabeth and Zechariah – Coloring Page

Zechariah was working in the temple. Suddenly, an angel appeared with a message for Zechariah. He and Elizabeth were going to have a baby! Color the picture.



Session 13 Fall 2021

Art: Shutterstock


Celebrate Wonder All Ages © 2021 Abingdon Press

13C

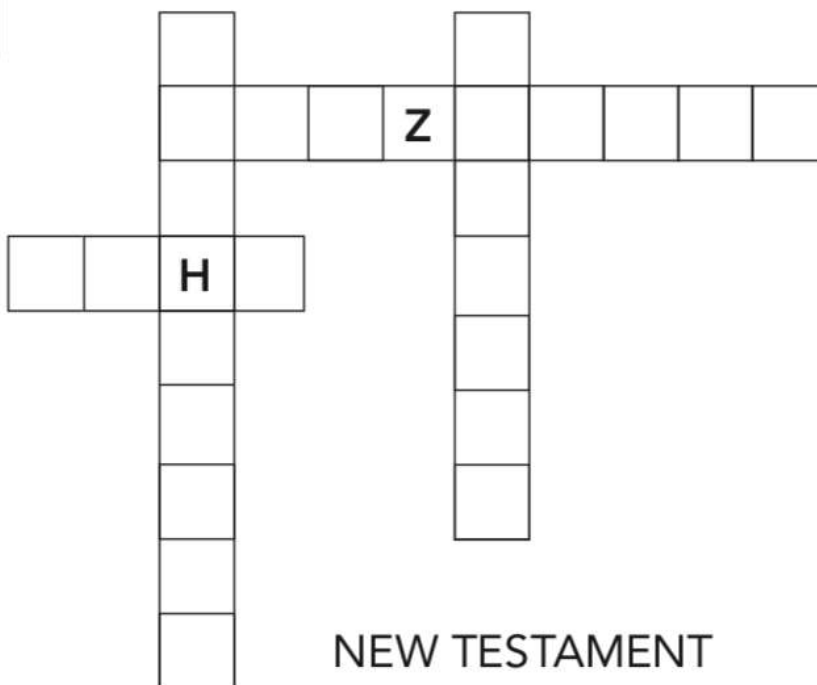
## Name Sorting – Puzzle

We have learned names from both the Old and New Testaments this month. Look at the list of names below. Then sort the names onto the correct puzzle.

### OLD TESTAMENT



Moses  
Aaron  
John  
Elizabeth  
Miriam  
Zechariah  
Pharaoh  
Gabriel



### NEW TESTAMENT

## 5D

### October Stars and Constellations – Home Activity

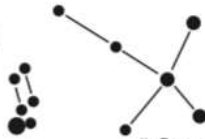
Stars move across the sky and change each season. Constellations and asterisms are star pictures made from groupings of stars. Begin by facing South. Star pictures at the bottom of the page will be easier to see by facing North.

#### SOUTH

"Aquila" represents an eagle. Aquila, Lyra, and Cygnus are part of "The Summer Triangle."



"Lyra" represents a musical instrument.



"Cygnus" represents a swan.



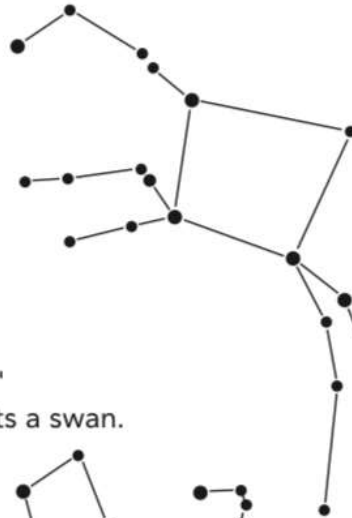
"Cepheus" is a king in Greek mythology.



"Little Dipper" The Little Dipper is a star picture and part of the constellation Ursa Minor. The star at the end of the "handle" is the North Star.



"Pegasus" This constellation resembles a winged horse.



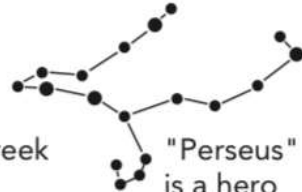
"Andromeda" represents a woman from Greek mythology. She is the daughter of Cepheus and wife Cassiopeia.

The two lines of stars to the left are not part of Pegasus. They are actually the constellation Andromeda.

"Cassiopeia" is a queen in Greek mythology.



"Perseus" is a hero in Greek mythology.



The star pictures on the left side of the page will appear earlier in the night. The star pictures on the right will appear later as the night goes on.

#### NORTH

Session 5 Fall 2021

Art: Ralph Voltz/Deborah Wolfe, Ltd.

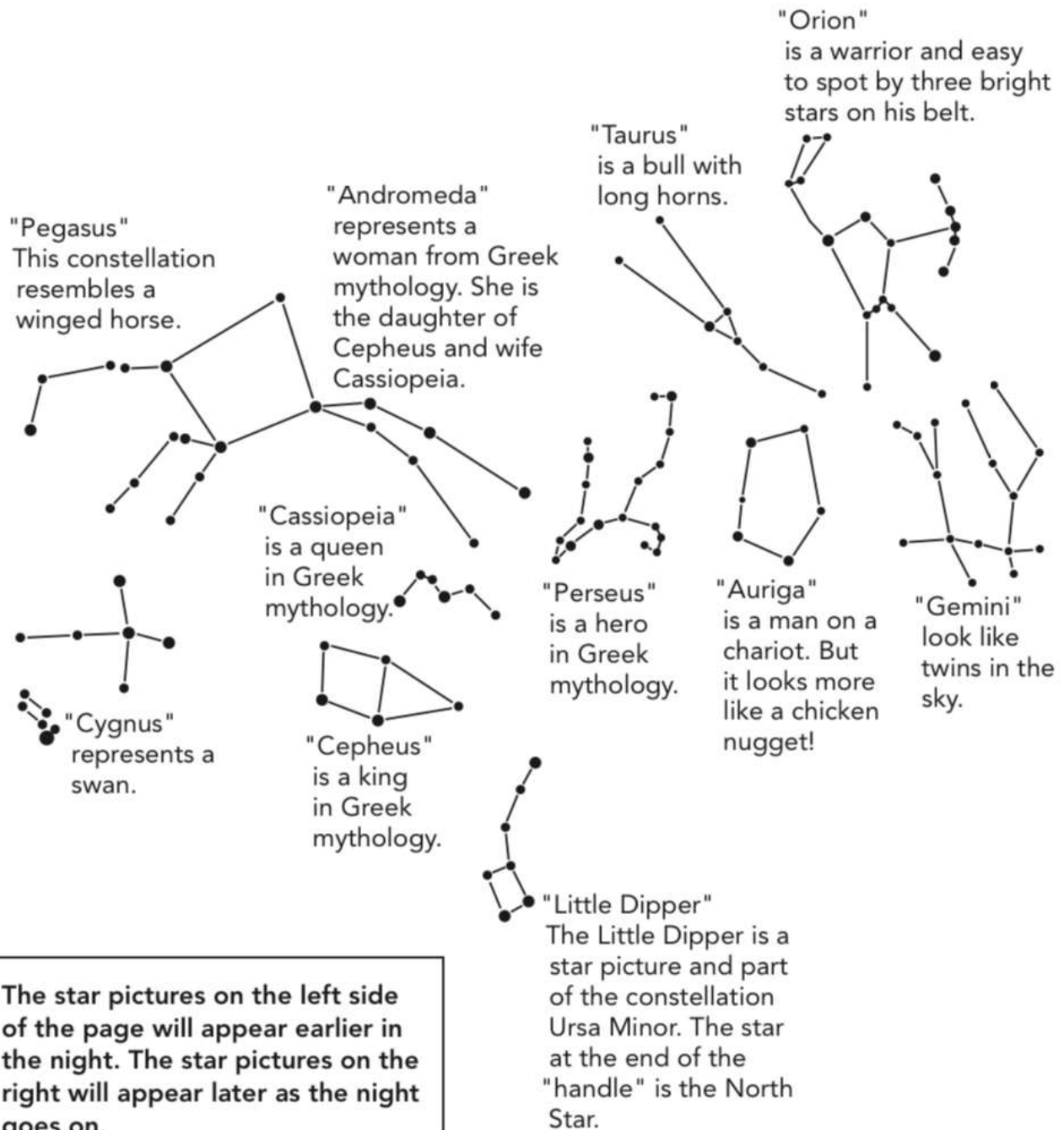
Celebrate Wonder All Ages © 2021 Abingdon Press



## November Stars and Constellations – Home Activity

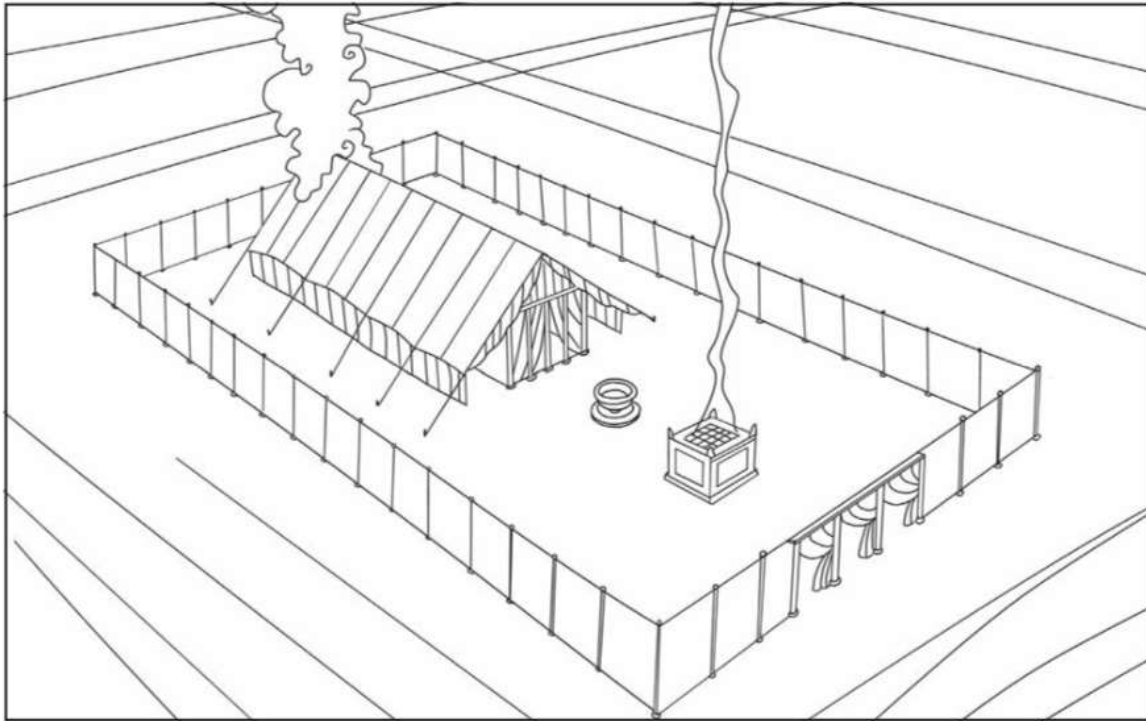
Stars move across the sky and change each season. Constellations and asterisms are star pictures made from groupings of stars. Begin by facing South. Star pictures at the bottom of the page will be easier to see by facing North.

### SOUTH




13D

## The Tabernacle and the Temple – Bible Knowledge



When the Israelites left Egypt, they began wandering in the wilderness. God instructed the people to build a house for God called the Tabernacle (above).

Later, when the people of Israel settled in their own land, God instructed them to build a temple (right).

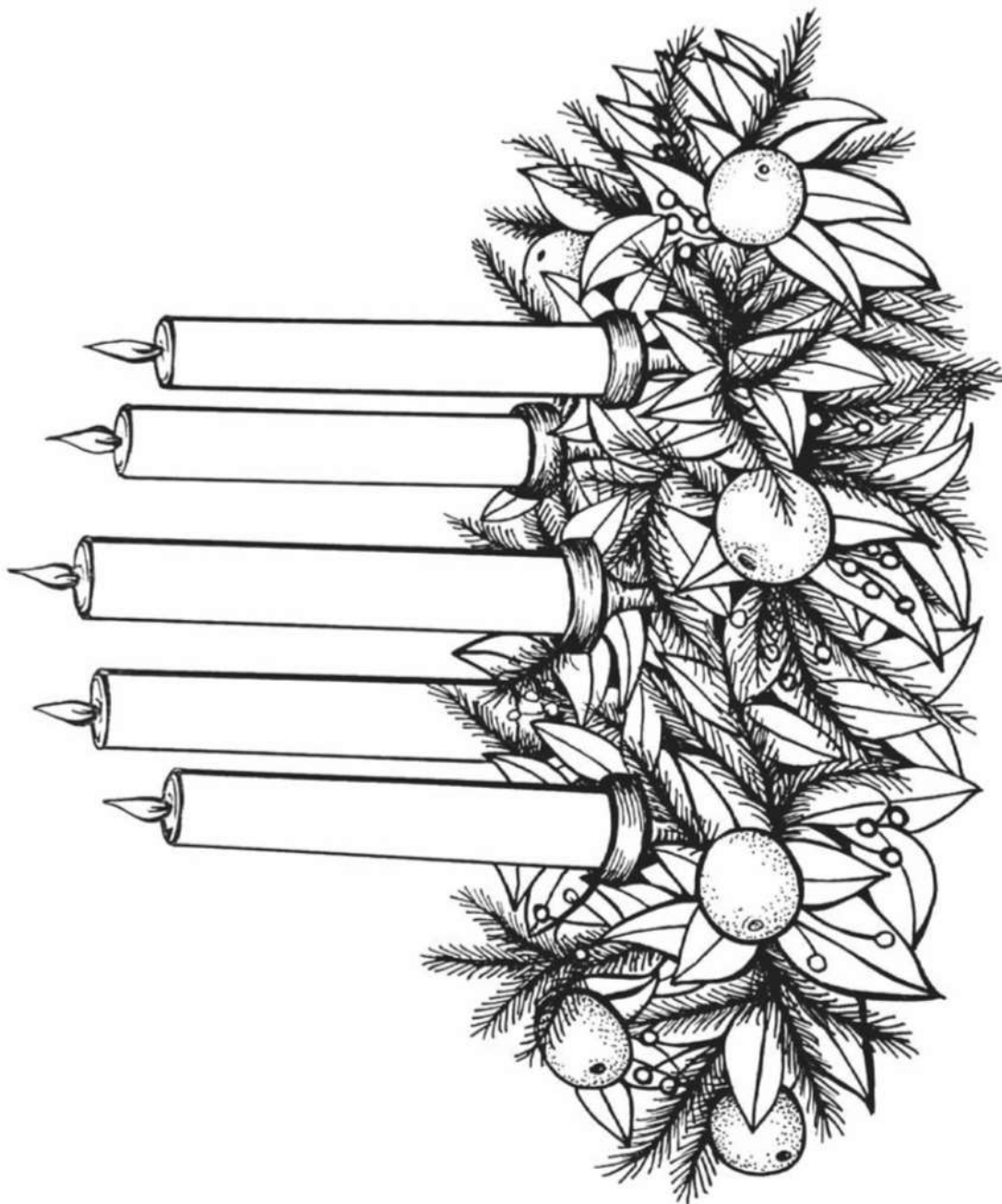


13G

## Elizabeth and Zechariah – Weekly Take-Home

---

This week the church season of Advent begins. Many churches use an Advent wreath, like this one below. What other decorations do you put out? Color the Advent wreath, and draw your favorite Advent and Christmas decorations around the wreath.



Session 13 Fall 2021

Art: Keely Moore

Celebrate Wonder All Ages © 2021 Abingdon Press