

Sunday School Home Activities - Week of December 12, 2021



Weekly home activities, great for the whole family, are designed to guide children from Nursery thru 5th grade and their families in Bible stories, engaging experiences, spiritual

practices, and opportunities for reflection. Pick one to two activities to do with your family each week. Contact Kathy Schmucker, Spiritual Formation Director, for more information. kschmucker@faithumchurch.org

Welcome to Wonder

Wonder Table - Prepare Ahead: As a family, create a Wonder Table. Find a small table or area in your home. On the table place a candle, a plant or flower, and any other special items you want to include. Use this space while gathering as a family to engage in the lesson or online worship together.

Wonder Box - The Wonder Box is a special place to hold a special item that connects to the Faith Word and to the Bible story. Place items or symbols related to each week's Bible story in the Wonder Box. You may want to keep your Wonder Box on your family's Wonder Table. You can make your own Wonder Box to be any shape or size, but it's best if it has a lid. Include your whole family in the creation process.

Wonder with Me - READ the Bible Story - Read the Bible story, Luke 1:39-66.

- Read from the Bible or the Celebrate Wonder Bible Storybook or attached handout. The story is also in the Advent Family Worship Kits.

WATCH the Bible Story and Sing with the Celebrate Wonder Music Videos

Watch this week's Celebrate Wonder Video on Amplify Media:

Amplify Media is a new resource for our congregation! This will make it easy for you and your families to access 1000's of videos for adults, youth and children. To receive the log in info and our congregation's access code, email kschmucker@faithumchurch.org or text Kathy at 330-224-6138. Once you have logged into Amplify Media search Celebrate Wonder to watch this week's Celebrate Wonder Video and view the Celebrate Wonder Music Videos! Amplify Media has also recently added a section called, Cokesbury Kids, to make it easier for you to find all the great resources available for children!


This week's video is Celebrate Wonder Winter 2021/2022 Session 2 Mary and Elizabeth.

SAY: This is the Third Week of Advent. Advent is a time of waiting. We are waiting for Christmas and the day Jesus was born.

This month we are talking about stories at the beginning of Jesus' life. Our story today is about Mary sharing good news with her relative Elizabeth.

WONDER: What do you think will happen to Mary next?

PRAY: Dear God, thank you for giving us many ways to share good news. Amen



Sharing Joy

Supplies: construction paper, stickers, markers, old Christmas cards, etc

SAY: We talk a lot about **presents** at Christmastime. We all have a list of what we want. We have been talking about **presence** the last few weeks. They sound almost the same, but they have very different meanings.

ASK: What do you think the word present means? What do you think the word presence means? Can presence be a present?

SAY: Let's make a present for someone today. We are going to make Christmas cards to give to people who can't be with us in person. We will be spreading joy when we give the cards away.

- Let everyone create cards with the supplies you have provided.

WONDER: How do you feel when you give someone a present? How do you feel when you get a present from someone? How do you feel when you are together with friends or family?

Examine the Bible Verse

SAY: Our Unit 1 Bible verse is Luke 2:11. Find it in your Bibles.


ASK: Is the Book of Luke in the Old or New Testament? (New)

Where is Luke located in the New Testament? (third book)

In what chapter of Luke is our verse located? (2)

What is the verse number? (11)

SAY: Our Bible verse tells us about the good news of Jesus' birth.



SHARE the Faith Word: ADVENT

This month's faith word is Advent. Advent is a time we wait and prepare for the birth of Jesus. Advent can be full of excitement, like baking cookies, or it can be a time of quiet reflection as we watch the flames on Advent wreath candles.

Ask: Whom did Mary share the good news with this week?

WONDER together: ○ Was there a part of the story that brought you joy?

○ How do you think Elizabeth felt when Mary came to visit?

○ What do you think Elizabeth and Mary did during the visit?

SAY: Mary shared good news with Elizabeth. Who do you share good news with?

When we share good news with others, you can see the joy on our faces! T

Christmas Wreath

Supplies: paper plates, stick-on bows, scraps of ribbon, tissue paper, Christmas wrapping paper, glue, yarn, cotton swabs, scissors, hole punch



Cut the center out of a paper plate. Punch out two holes in the paper plate and tie a piece of yarn through each hole for a hanger.

- Give each person a wreath, glue, and cotton swab. Use the cotton swabs to apply glue to the supplies and place them on the wreath.

SAY: We hang wreaths on our door before Christmas to remind us that Christmas is coming.

ASK: Do you notice anything similar about the wreaths we are making and the Advent wreath?

SAY: Both are circles, and a circle reminds us that God is always with us and that God's love never ends. When we wait during Advent, we use the wreath to help us remember that God is always present with us and God's love never ends!

WONDER: What else helps you remember that God is with you always? How do you feel knowing that God will always love you, no matter what?

Additional Activities Attached for this Week:

- Mary & Elizabeth Coloring Page Advent Wreath Verse Out of Order Presents vs Presence
- Check out the Family Advent Kit for Advent Calendars, Candles, and other activities for the season of Advent.

Spiritual Practice—Exploring Advent Through Presence

- Gather together.

Supplies: Advent Wreath – cut out the one attached or use one from the Family Advent Kit which also includes suggestions for making your own wreath.

SAY: A spiritual practice is something we do to help us be present with God. Advent is a time we can be present with God as we wait and prepare for the birth of Jesus.

- Guide everyone through a spiritual practice:

- Gather around the Advent wreath and light the first, second, and third candles on the wreath. As you light the candles, have the children sing, "Getting Ready for Christmas" to the tune of "This Is the Way."

SING: This is the way we light our candles, light our candles, light our candles. This is the way we light our candles, getting ready for Christmas!

SAY: The 3rd candle on the Advent wreath reminds us of the joy that Jesus brings. Think of someone who brings you joy.

PRAY: Repeat after me: "God, thank you for (have everyone share the name of someone who brings them joy) and the joy they bring. Amen."

- Bless everyone. Touch each person as you say this blessing: "May you be filled with the love of Jesus during this season of Advent."

FAMILY SPIRITUAL PRACTICE – BIBLE PASSAGE: Luke 1:39-66

Wonder: After reading the Bible story from the Bible or from the Celebrate Wonder Bible Storybook, wonder together.

Ask: Who do you tell your joys to?

Do: This is the third week of Advent. Light three candles and pray together.

Pray: Dear God, we wait in wonder for the coming of Christ. Amen.

Celebration Chart: Place the chart on your refrigerator, kitchen table, or in an easy-to-access place. Throughout the week, have your child mark a space each time he or she completes an item on the chart. When a vertical, horizontal, or diagonal line is completed, celebrate together! *A Celebration Chart for Winter is included in this week's Sunday School Home Activities and in the Advent Family Kits.*

Adapted from Celebrate Wonder Winter 2021 Session 2 © 2021 Cokesbury

Additional Family Activities:

- **Advent:** The First Sunday of Advent, November 28, marks the beginning of the Christian year. Advent is a season of waiting and preparation to celebrate Jesus' birth at Christmas. Check out Faith United's Family Advent Kit and choose a few activities to do as a family to guide you through the season of Advent and Christmas.
 - **Learn more about the Advent Wreath** in Faith United's Spiritual Practice 101 video series. [Click here](#) to view the Advent Wreath video.
 - **Learn more about Chrismon Ornaments** in Faith United's Spiritual Practice 101 video series. [Click here](#) to view the Chrismon Ornaments video.
 - Check out the Cokesbury Kids **Family Advent Guide** for activities, Advent Wreath Lighting, coloring pages, and links to Advent videos for kids. This is also available in the Family Advent Kits - <https://www.cokesburykids.com/free-resources/church-at-home/2021-advent-guide>
 - **Advent Photo-A-Day** - We invite you to join us in our Advent Photo-A-Day Challenge. You will find a word on the Advent Photo-A-Day image that connects with our Advent theme, Close to Home. Take or find a picture or song or a poem that expresses this idea. You might also want to create your own image with paint, crayons, clay or other art and nature materials. We invite you to share on social media and tag the Faith United: #faithnorthcanton. Let us be on the lookout for our God who is coming near to us in this holy season.
- **Close to Home Advent Worship Series Activities:**
 - Build the biggest fort you can out of things you have around the house like cardboard boxes, blankets, and pillows. See how many people, pets, stuffed animals, or dolls you can fit inside.
 - Tell a story about a time when you shared or someone shared with you. How did it feel?
 - Go through your things to find items you can donate.
 - Learn more about the lives of people who are experiencing homelessness. Find out what organizations serve unhoused people in your community and learn more about how you can help.
- **Close to Home Advent Devotional** – Art, poetry, songs, and reflections for the season of Advent based on Faith United's 2021 Advent and Christmas worship series. - <https://drive.google.com/file/d/1m8nnp0FTF17cRcv6EGDyPqL286j1c2GW/view?usp=drivesdk>
- **Advent Calendar** - Hang the calendar on your fridge and count down the days of Advent by completing the daily action prompt together as a family. <https://drive.google.com/file/d/1wfAdzl6pYyrsJfpgZGDztpes9F6bniBn/view?usp=drivesdk>
- **Resources for Talking about Race and Racism with Children:** Visit our website at <https://www.myfaithunited.org/anti-racism/>
- **Look for God Sightings**, looking for our good God in the world! Share the God Sightings you find with us. We will share them during our Wednesday Night worship.
- Use individually, or as a family, the worship and devotional resources connected with Sunday's Worship and Sunday School. Share with others! Visit our website for updated resources: <https://www.myfaithunited.org/worship-online/>



ADVENT PHOTO-A-DAY			
ADVENT 1	ADVENT 2	ADVENT 3	ADVENT 4
11/28 - HOPE	12/5 - PEACE	12/12 - JOY	12/19 - LOVE
11/29 - HOME	12/6 - FOUNDATION	12/13 - PROCLAIM	12/20 - SANCTUARY
11/30 - AWAKE	12/7 - TENDER	12/14 - COURAGE	12/21 - EMERGE
12/1 - RESTORE	12/8 - REMEMBER	12/15 - BELONGING	12/22 - FREEDOM
12/2 - YEARN	12/9 - FAITH	12/16 - REJOICE	12/23 - CHERISH
12/3 - PROMISE	12/10 - BLUEPRINT	12/17 - ABUNDANT	12/24 - EXTRAORDINARY
12/4 - NOURISH	12/11 - SUSTAIN	12/18 - REST	12/25 - GLORY

close to HOME #closetohome #advent2021 @faithnorthcanton

2F

Mary and Elizabeth – Luke 1:39-66

An angel named Gabriel brought Mary some good news.

She was going to be the mother of God's own Son.

Mary was going to name her baby Jesus. Jesus would grow up to show everyone God's love.

Mary wanted to share her good news. She went to find Elizabeth, one of her relatives. Mary told Elizabeth about the good news.

Elizabeth was excited! Elizabeth and her husband, Zechariah, had also gotten strange but wonderful news.

They were going to have a baby too! Even though Elizabeth was quite old, she was going to be a mother.

Elizabeth said, "As soon as I heard your good news, my baby leaped for joy!"

Both Mary and Elizabeth were filled with joy. They were going to be mothers.

Their babies would grow up to be Jesus and John the Baptist.

Mary began to sing for joy: "With all my heart, I praise God! God has shown me kindness.

"From now on, everyone will call me blessed. God has done great things! God's name is holy!"



Family Spiritual Practice

Bible Passage: Luke 1:39-66

Wonder: After reading the Bible story from the Bible or from the *Celebrate Wonder Bible Storybook*, wonder together. **Ask:** Who do you tell your joys to?

Do: This is the third week of Advent. Light three candles and pray together.

Pray: Dear God, we wait in wonder for the coming of Christ. Amen.

2A

Mary and Elizabeth – Coloring Page

Mary was going to have a baby! Mary wanted to share her good news. She went to find Elizabeth, one of her relatives. Mary told Elizabeth about the good news.



2D

Verse Out of Order – Activity

The words of this month's Bible verse can be found in the boxes below. But the words are in the wrong order! Cut the boxes apart and use Luke 2:11 in a *Common English Bible* to find the correct order. Paste the boxes down on a separate sheet of colored paper or card stock.


Christ	Your	born	
in	David's	savior	
is	today	is	the
Lord.	city.	Luke 2:11 (CEB)	
He			

BONUS: You may choose to make a photocopy of these cards onto card stock. Cut the boxes apart and laminate the cards. Use the cards to learn the Bible verse this month!

Presents Versus Presence

Leading up to Christmas, we talk a lot about presentS—gifts we will get and give. But this time also prepares us for the presenCE of God as baby Jesus. Draw a picture of baby Jesus while you spend some time praying to and being with God.









Celebrating Advent with Kids

Waiting can be terribly difficult for any one of us. Throw in the commercialization of Christmas, and waiting can become extremely challenging for children. It can create anxiety and exhaustion for the whole family! How can we help cultivate a spiritual practice of waiting with our children during this season of Advent? Here are some ideas that might help us engage our children appropriately and joyfully in this beautiful liturgical season.

Give yourself time for quiet theological reflection.

Your children are watching your example. If you are stressed out, exhausted, and feeling Grinchy, they will learn that this is how one prepares for Christmas. Together, create a quiet space. You can even make an Advent wreath together for this special place. Each day, light the candles on your wreath and tell your child that this light reminds us of God's love. Then, read from a *CEB Bible* or the *Celebrate Wonder Bible Storybook* and pray. This ritual of self-care and theological reflection will show your children that part of what it means to be a child of God is loving yourself enough to tend to your soul.

Explain to your children what Advent is.

SAY: Advent is when all of Jesus' followers practice waiting. For about four weeks, everyone waits together for Christmas. Many churches celebrate together each Sunday while they reflect on hope, love, joy, and peace. Many have an Advent wreath they light each Sunday to guide them through the time of waiting like a countdown clock. No matter what people do to prepare for Jesus' birth, it is all done with a spirit of waiting. While we wait, we learn to love like God loves.

ASK: Why do you think we need to practice waiting? What can we do together to prepare for Christmas? *(There are no right or wrong answers.)*

Attend worship services together.

Advent is a wonderful time to teach children how to be a part of the congregation. The rituals engage all ages because each week has a Faith Word and an explanation about the theological significance of that word. They will begin connecting what you are doing in your home with the greater community of believers.



CELEBRATE WONDER® Celebration Chart

Place this chart on your refrigerator, kitchen table, or in an easy-to-access place. Throughout the week, have your child mark a space each time he or she completes an item on the chart. When a vertical, horizontal, or diagonal line is completed, celebrate together!

CELEBRATE				
<i>I made peace after a fight.</i>	<i>I tried to see someone else's view.</i>	<i>I showed peace.</i>	<i>I prayed for peace.</i>	<i>I was kind to a family member.</i>
<i>I wondered about something.</i>	<i>I noticed awe in nature.</i>	<i>I asked a hard question.</i>	<i>I saw God working in the world.</i>	<i>I learned something new.</i>
<i>I trusted God.</i>	<i>I was trustworthy today.</i>	Free Celebration!	<i>I shared something important with a friend or family member.</i>	<i>I trusted in God's love.</i>
<i>I prayed.</i>	<i>I spent time with my Bible.</i>	<i>I wondered about a Bible story.</i>	<i>I talked about a Bible story.</i>	<i>I learned a new Bible story.</i>
<i>I played with a new friend.</i>	<i>I went outside.</i>	<i>I cooked something.</i>	<i>I saw God in a friend.</i>	<i>I helped someone in my family.</i>