

Sunday School Home Activities - Week of December 25, 2021



Weekly home activities, great for the whole family, are designed to guide children from Nursery thru 5th grade and their families in Bible stories, engaging experiences, spiritual

practices, and opportunities for reflection. Pick one to two activities to do with your family each week. Contact Kathy Schmucker, Spiritual Formation Director, for more information. kschmucker@faithumchurch.org

Welcome to Wonder

Wonder Table - Prepare Ahead: As a family, create a Wonder Table. Find a small table or area in your home. On the table place a candle, a plant or flower, and any other special items you want to include. Use this space while gathering as a family to engage in the lesson or online worship together.

Wonder Box - The Wonder Box is a special place to hold a special item that connects to the Faith Word and to the Bible story. Place items or symbols related to each week's Bible story in the Wonder Box. You may want to keep your Wonder Box on your family's Wonder Table. You can make your own Wonder Box to be any shape or size, but it's best if it has a lid. Include your whole family in the creation process.

Wonder with Me - READ the Bible Story - Read the Bible story, Luke 2:1-20.

- Read from the Bible or the Celebrate Wonder Bible Storybook or attached handout. The story is also in the Advent Family Worship Kits.

WATCH the Bible Story and Sing with the Celebrate Wonder Music Videos

Watch this week's Celebrate Wonder Video on Amplify Media:

Amplify Media is a new resource for our congregation! This will make it easy for you and your families to access 1000's of videos for adults, youth and children. To receive the log in info and our congregation's access code, email kschmucker@faithumchurch.org or text Kathy at 330-224-6138. Once you have logged into Amplify Media search Celebrate Wonder to watch this week's Celebrate Wonder Video and view the Celebrate Wonder Music Videos! Amplify Media has also recently added a section called, Cokesbury Kids, to make it easier for you to find all the great resources available for children!

This week's video is Celebrate Wonder Winter 2021/2022 Session 3 Jesus' Birth.



SAY: This is Christmas Day. Advent is a time of waiting. We are waiting for Christmas and the day Jesus was born. This month we are talking about stories at the beginning of Jesus' life. Our story today is about the angels announcing the birth of Jesus to the shepherds.

WONDER: Why do you think the shepherds went to find baby Jesus and his family? How do you think Mary and Joseph felt when the shepherds arrived?

PRAY: Dear God, thank you for the birth of Jesus. Amen

Christmas Gift Blessing

SAY: We are all very lucky. We got gifts that bring us joy! We received gifts that help us play. Maybe the gifts even help us get to know our families and friends better. We got gifts that celebrate unique things about us. I got the gift of (name a gift you received), and it brings me joy because I love (hobby or unique quality about yourself).

- Invite everyone to share a favorite gift one at a time.

SAY: God wants us all to find delight in our lives. God made all people to experience joy and play and love. God wants these things for each of us because God delights in us. Each of you is special to God. I am going to say a blessing for our gifts, and while I do, please hold up your gift.

PRAY: Dear God, we thank you for our good gifts—those we hold up now and those so small and invisible to our own understanding. We ask that you bless these gifts. May they inspire creativity, collaboration, and connection within ourselves, with you, and with our communities. Help us recognize how lucky we are and share with others our abundance. It is in Christ's holy name. Amen.

Examine the Bible Verse

SAY: Our Unit 1 Bible verse is Luke 2:11. Find it in your Bibles.


ASK: Is the Book of Luke in the Old or New Testament? (New)

Where is Luke located in the New Testament? (third book)

In what chapter of Luke is our verse located? (2)

What is the verse number? (11)

SAY: Our Bible verse tells us about the good news of Jesus' birth.



SHARE the Faith Word: ADVENT

This month's faith word is Advent. Advent is a time we wait and prepare for the birth of Jesus. When we are waiting and preparing for the birth of Jesus, we can share the story of Christmas with others. Remember the angel shared with Mary, Mary shared with Elizabeth, the angel shared with the shepherds, and the shepherds shared with everyone they met. There are lots of ways to share good news.

WONDER together: ○ How else can we share good news today?

○ Who shares the stories of baby Jesus with you?

○ What is your favorite way to share good news?

SAY: I wonder what we will do this week as we wait during the final days of Advent until Christmas.

Nativity Painting

Supplies: card stock, paintbrushes, cups of water, watercolor paints, device connected to the internet

Prepare Ahead: Set out the art supplies. Pull up this web page: <http://the-creativebusiness.com/24-famous-paintings-nativity/>

SAY: The story of Jesus' birth is very important for Christians. For two thousand years, Christians have been telling the story of Jesus' birth. Artists have drawn the picture, called the Nativity, in many ways too.

- Show some of the Nativity paintings.

ASK: Which of these paintings is your favorite guess of what Jesus' birth looked like?

- Invite everyone to paint their own versions of the Nativity.

Additional Activities Attached for this Week:

- Twelve Days of Christmas Activity Calendar Jesus' Birth Coloring Page Draw What Brings You Joy
- Waiting Games Nativity Crossword
- Check out the Family Advent Kit for Christmas and Epiphany activities and resources.

Spiritual Practice—Exploring Advent Through Presence

- Gather together.

Supplies: Advent Wreath – cut out the one attached in last week's activities or use one from the Family Advent Kit which also includes suggestions for making your own wreath.

SAY: Spiritual practice is something we do to help us connect to God. It doesn't have to be the same spiritual practice all the time, but it can be. This month we have been using the Advent wreath to connect us to God. We will light all the candles on the Advent wreath, and we will add this big white candle. This is the candle that was in the Wonder Box, and it is called the Christ candle. We light this candle after Jesus has been born. • Guide the children through a spiritual practice: ○ Gather around the Advent wreath and light all of the candles on the wreath. As you light the candles, have the children sing, "Getting Ready for Christmas" to the tune of "This Is the Way."

SING: This is the way we light our candles, light our candles, light our candles. This is the way we light our candles, getting ready for Christmas!

PRAY: Touch your pinkie finger: "God gives us hope"; touch your next finger: "God gives us love"; touch your middle finger: "God gives us joy"; touch your index finger: "God gives us peace"; touch your thumb: "God gave us Jesus. Amen."

- Bless everyone. Touch each person as you say this blessing: "May you be filled with the hope, love, joy, and peace of Jesus all year."

FAMILY SPIRITUAL PRACTICE - BIBLE PASSAGE: Luke 2:21-38

Wonder: After reading the Bible story from the Bible or from the Celebrate Wonder Bible Storybook, wonder together.

Ask: How do you think Mary and Joseph felt?

Do: We are in the season of Christmas. Do something to celebrate the holiday with a neighbor. This could be an act of service, quality time, or giving a gift.

Pray: Dear God, we waited in wonder for the coming of Christ, and he came! Amen.

Celebration Chart: Place the chart on your refrigerator, kitchen table, or in an easy-to-access place. Throughout the week, have your child mark a space each time he or she completes an item on the chart. When a vertical, horizontal, or diagonal line is completed, celebrate together! *A Celebration Chart for Winter is included in the 12/19 week's Sunday School Home Activities and in the Advent Family Kits.*

Adapted from Celebrate Wonder Winter 2021 Session 3-4 © 2021 Cokesbury

Additional Family Activities:

- **Advent:** The First Sunday of Advent, November 28, marks the beginning of the Christian year. Advent is a season of waiting and preparation to celebrate Jesus' birth at Christmas. Check out Faith United's Family Advent Kit and choose a few activities to do as a family to guide you through the season of Advent and Christmas.
 - Check out the Cokesbury Kids **Family Advent Guide** for activities, Advent Wreath Lighting, coloring pages, and links to Advent videos for kids. This is also available in the Family Advent Kits - <https://www.cokesburykids.com/free-resources/church-at-home/2021-advent-guide>
 - **Advent Photo-A-Day** - We invite you to join us in our Advent Photo-A-Day Challenge. You will find a word on the Advent Photo-A-Day image that connects with our Advent theme, Close to Home. Take or find a picture or song or a poem that expresses this idea. You might also want to create your own image with paint, crayons, clay or other art and nature materials. We invite you to share on social media and tag the Faith United: #faithnorthcanton. Let us be on the lookout for our God who is coming near to us in this holy season.
 - **Close to Home Advent Worship Series Activities:**
 - Create an invitation for a friend to come to church with you.
 - Play Sardines. One person goes to hide and the rest of the people seek the hider. When you find the hiding place, squeeze in until everyone is together.
 - Read Room for a Little One by Martin Waddell and Jason Cockcroft.
 - Learn about how other countries celebrate Christmas. What kinds of celebrations do they have?



Close to Home Advent Devotional – Art, poetry, songs, and reflections for the season of Advent based on Faith United's 2021 Advent and Christmas worship series. - <https://drive.google.com/file/d/1m8nnp0FTF17cRcv6EGDyPqL286j1c2GW/view?usp=drivesdk>

- **Advent Calendar** - Hang the calendar on your fridge and count down the days of Advent by completing the daily action prompt together as a family. <https://drive.google.com/file/d/1wfAdzl6pYyrsJfpgkZGDztpes9F6bniBn/view?usp=drivesdk>
- **12 Names of Christmas** - Ever hear of the 12 days of Christmas? The season of Christmastide begins on Christmas Day and lasts for 12 days leading up to the Day of Epiphany which is January 6th.








Make a paper chain from 12 strips of paper. Write a different name for Jesus on the 12 strips. Countdown the 12 days of Christmas, from Christmas Day until Epiphany on January 6th by reading a scripture about a name for Jesus on each link of the paper chain. On Epiphany start a new family tradition called Chalking the Door. As you read each day's name for Jesus, wonder together about that name for Jesus and how you experience Jesus in that way. Pray together, asking God to help you see Jesus and your celebration of Christmas in each day's scripture and name.

Christmastide, the second season of the Christian year follows Advent and is a season of praise and thanksgiving for the incarnation of God in Jesus Christ, and consists of Christmas on December 25, and the eleven days following (a total of 12), leading up to the Day of Epiphany. The liturgical color for the Christmas season is white (or gold), to represent the purity of Christ's humanity and the holiness of His divinity. The symbol for the Christmas season is the manger.

- **Resources for Talking about Race and Racism with Children:** Visit our website at <https://www.myfaithunited.org/anti-racism/>
- **Look for God Sightings**, looking for our good God in the world! Share the God Sightings you find with us. We will share them during our Wednesday Night worship.
- Use individually, or as a family, the worship and devotional resources connected with Sunday's Worship and Sunday School. Share with others! Visit our website for updated resources: <https://www.myfaithunited.org/worship-online/>

12-Days-of-Christmas Activity Calendar

Use this activity calendar to count down the days of Christmas.

<p>December 25</p>  <p>Merry Christmas! Wish a neighbor a happy holiday.</p>	<p>December 26</p>  <p>Go outside today and thank God for the birds you see.</p>	<p>December 27</p>  <p>Say a special prayer for one of the meals you eat today.</p>
<p>December 28</p>  <p>Call a relative and ask them how they are celebrating Christmas.</p>	<p>December 29</p>  <p>Read a story with your family.</p>	<p>December 30</p>  <p>Watch a favorite movie with your siblings.</p>
<p>December 31</p>  <p>Take a walk through your neighborhood and pray for your neighbors along the way.</p>	<p>January 1</p>  <p>Volunteer at a local organization together.</p>	<p>January 2</p>  <p>Make dinner together as a family.</p>
<p>January 3</p>  <p>Have a family game night.</p>	<p>January 4</p>  <p>Turn on your favorite song and dance.</p>	<p>January 5</p>  <p>Build a living room fort and read the Christmas story together (Luke 2:1-20).</p>

Jesus' Birth – Luke 2:1-20

Caesar Augustus was the most powerful ruler. He was the emperor of the Roman Empire.

People living in Judea, like Mary and Joseph, were told to go to their hometowns. The emperor wanted to count everyone who lived in the empire.

Joseph was from Bethlehem, so he and Mary traveled there to be counted. Mary was going to have her baby very soon. The trip was long, and Mary and Joseph had to walk the whole way!

When Mary and Joseph got to Bethlehem, the whole town was crowded with people. With so many family members in town to be counted, Mary and Joseph had to find a quiet place for Jesus to be born. That night, Jesus came into the world!

Mary looked at her baby and was filled with joy. She took Jesus and wrapped him in cloth. She laid him in a manger, a feeding trough used for animals.

God was pleased to send Jesus to be born. God was pleased to make Mary and Joseph the parents of God's own Son!

In the fields outside Bethlehem, some shepherds were watching over their sheep. Angels appeared, praising God!



An angel told the shepherds to go and find a baby sleeping in a manger. The baby was God's own Son.

The shepherds hurried off to see for themselves.

They found the baby, Mary, and Joseph. They were amazed! They left the baby and went to tell everyone they knew about the special baby, Jesus, God's Son.

Family Spiritual Practice

Bible Passage: Luke 2:1-20

Wonder: After reading the Bible story from the Bible or from the *Celebrate Wonder Bible Storybook*, wonder together. **Ask:** What is your favorite part of the story?

Do: This is the fourth week of Advent. Light four candles and pray together.

Pray: Dear God, we wait in wonder for the coming of Christ. Amen.

3A

Jesus' Birth – Coloring Page


When Mary and Joseph got to Bethlehem, the town was crowded with people. Mary and Joseph had to find a quiet place for Jesus to be born. Color the picture.



3G

Joy

Jesus is born! What a joy! What brings you joy? Draw it here.



4D

Waiting Games – Home Activity

Take this page home. Invite an adult who cares for you to take pictures of the boxes below on their phone. Sometime when you find yourself waiting, ask the adult who saved the pictures on their phone to play one of the games described below.

Guess what's in my purse or wallet.
List as many items as you can think of. Did you guess any of the items?

Next, choose three items from my purse or wallet and invent a story that involves those three items.

What's missing?
Let's take out a number of items from my purse or wallet. Now, memorize the items. Next, close your eyes and count to ten. I will take away one item.

After opening your eyes, can you tell what item is missing? What is missing?

This game is played in a waiting room with magazines. Look for the following items in the magazines:

Something purple
A furry animal
The letter Q
Someone smiling
A car or truck
Something good to eat

Let's play "Mirror, Mirror." We will begin by facing each other. You should move your face, slowly at first. I will try to match the way you move your face!

Then we'll switch. I will move my face, and you try to match my movements.

I will name a category. Then you should name as many things in that category as you can think of. Here are some categories to get started:

Animals
Vehicles
Food
Colors
Movies or Shows

Take a coin. Try to drop it so it lands on your shoe.

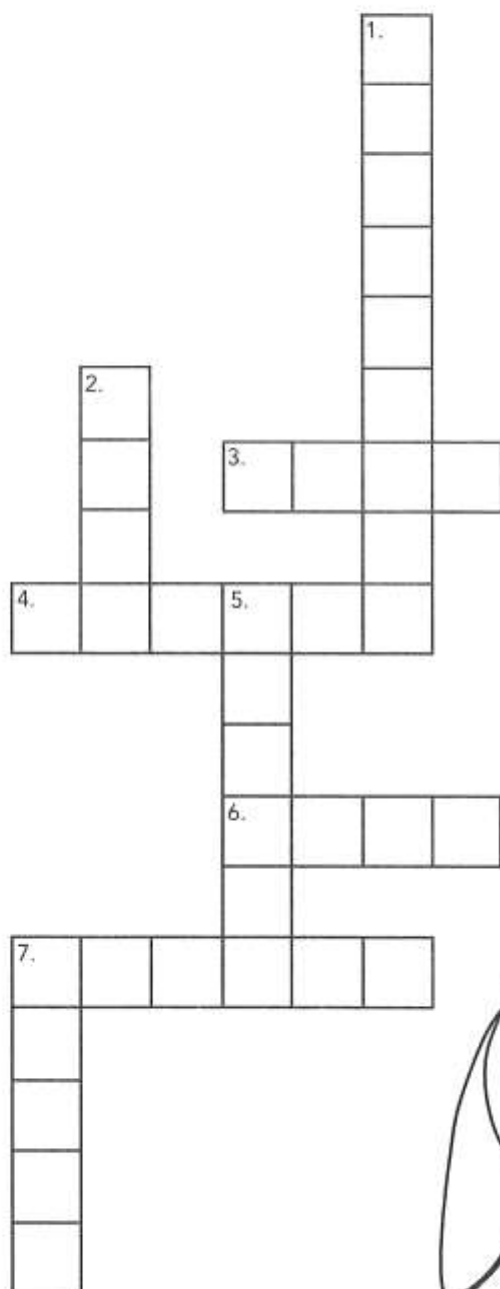
Spin a coin on its edge. How long can you get it to spin?

Flip a coin in the air using your thumb and index finger. Try to catch it!

3C

Nativity Crossword – Puzzle

Today's Bible story tells us about Jesus being born. Solve the crossword puzzle below using the clues on the page.



Across

- 3. The mother of Jesus
- 4. When many people are counted
- 6. Word for a newborn
- 7. Mary's husband

Down

- 1. They care for sheep
- 2. Book of the Bible we are learning from this week
- 5. Place where Jesus was born
- 7. The one lying in a manger

