

## Sunday School Home Activities - Week of January 15, 2023




Weekly home activities, great for the whole family, are designed to guide children from Nursery thru 5<sup>th</sup> grade and their families in Bible stories, engaging activities, spiritual practices, and opportunities for reflection. Pick one to two activities to do with your family each week.

Contact Kathy Schmucker, Spiritual Formation Director, for more information. [kschmucker@faithumchurch.org](mailto:kschmucker@faithumchurch.org)

### Welcome to Wonder

**Wonder Table** - Prepare Ahead: As a family, create a Wonder Table. Find a small table or area in your home. On the table place a candle, a plant or flower, and any other special items you want to include. Use this space while gathering as a family to engage in the lesson or online worship together.



### Wonder with Me - READ the Bible Story – Mark 1:4-11.

Read from the Bible or the Celebrate Wonder Bible Storybook or attached handout.

### WATCH the Bible Story and Sing with the Celebrate Wonder Music Videos

Watch this week's Celebrate Wonder Video on Amplify Media:

Amplify Media is a resource for our congregation! This will make it easy for you to access 1000's of videos for adults, youth and children. To receive the log in info and our congregation's access code, email [kschmucker@faithumchurch.org](mailto:kschmucker@faithumchurch.org) or text Kathy at 330-224-6138. Once you have logged into Amplify Media search Celebrate Wonder to watch this week's Celebrate Wonder Video and view the Celebrate Wonder Music Videos! Amplify Media has also added a section called, Cokesbury Kids, to make it easier for you to find all the great resources available for children!

### This week's video is Celebrate Wonder Winter 2022/2023 Session 6 Jesus' Baptism.

**SAY:** This month we are learning stories of people who believed in Jesus. Today we hear about a special day for Jesus.

**WONDER:** Who believes in you? What special days do you remember?

**PRAY:** Dear God, thank you for showing us the way to Jesus. Amen.

### Paint with Water

Supplies: watercolors, containers of water, paintbrushes, card stock or construction paper

SAY: Jesus was baptized by John the Baptizer in the Jordan River. What do you think the river looked like?

- Invite the children to paint a picture of Jesus' baptism.
- Allow willing volunteers to share

SAY: God finds happiness in you and in your paintings.

### Shapes of Baptism

Supplies: Page 6A, play dough, coloring materials

The shapes on Page 6A represent baptism.

What shapes or objects do you see? Do you know what baptism is?

- Use the play dough to mold the shapes on the page.

### John Baptizes Jesus

Supplies: Page 6E, crayons or markers

John and Jesus were cousins. John baptized Jesus and it was a special day.

Who is there for you on special days?

- Color the page to remember the Bible story.

### Remember Your Baptism Family Activity

Supplies: Page 6F, bowl of water and towels

Baptism is something we do to remember that we are all part of God's family. Whether you have been baptized or not, you can do the activity on page 6F with your family to remember how much God loves you.

# Believe

To know in your heart  
what is true about God  
and faith.



## SHARE the Faith Word: BELIEVE

Our faith word is BELIEVE: To know in your heart what is true about God and faith. What do you think the word believe means? What is something you know about God?

WONDER together:

Why was Jesus baptized?

Today we heard the story of Jesus' baptism.

- Why do we use water when we are baptized?
- Who is John the Baptizer?
- What makes baptism special?
- Have you ever seen a baptism?

WONDER: When Jesus was baptized, God shared God's happiness in Jesus.

How does God feel about you?

## Examine the Bible Verse

Our February Bible verse is John 6:14b. Let's find it in our Bibles.

ASK: Is the Book of John in the Old or New Testament? (New).

Where is the Book of John located in the New Testament? (fourth book)

In what chapter of John is our verse located? (16)

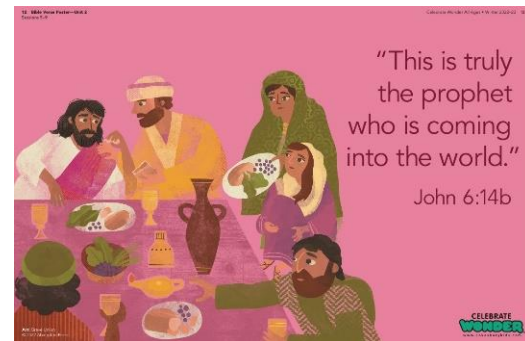
What is the verse number? (4)

SAY: The Bible story is found in the Book of John, which is one of the Gospels.

- Read the Bible Verse together.

SAY: Jesus' baptism is the beginning of Jesus' ministry. Jesus is a prophet for God.

ASK: What is a prophet? Why do we believe in Jesus?



## Additional Activities Attached for this Week:

- Jesus' Baptism Coloring Page, Remembering Baptism Family Activity, Baptism Shapes, Believe Coloring Page

## Spiritual Practice – Exploring Belief Through Connection

Supplies: bowl, pitcher of water, towel SAY: A spiritual practice is something we do to help us be present with God. This month, we are going to practice encouraging one another in our beliefs.

SAY: Today, we learned about Jesus' baptism.

ASK: What did you learn?

- Place the bowl in the center of your family. Pour the water from the pitcher into the bowl.
- One at a time, encourage everyone to dip their fingers into the water. When the children dip their fingers in the water, say this blessing over each person.

SAY: (Name), God finds happiness in you.

PRAY: Dear God, thank you for helping us believe by giving the example of Jesus. Help us encourage one another in our beliefs. Amen.

## FAMILY SPIRITUAL PRACTICE - BIBLE PASSAGE: Mark 1:4-11

Read the story of Jesus' baptism together. Every time you hear the name "John the Baptizer," make the sound of splashing water.

**Wonder:** How did Jesus feel when he heard God's voice? Have you ever heard God's voice? What does God say about you?

**Do:** Discuss the story and baptism over your favorite safe water activity like a water table or sensory water play. If members of your family have been baptized, talk about that special day. If members of your family have not been baptized, wonder about baptism together. What do you think it means? Why do you think it's important?

**Pray:** Dear God, thank you for sending Jesus as an example for us. Thank you for being happy with us, God. We love you, God. Amen.

## Epiphany - Epiphany of the Lord, January 6, celebrated Sunday, January 8, 2023

- On the Day of Epiphany, we remember the three wise ones who followed the light of the star to find Jesus. Epiphany means “showing forth,” and Epiphany begins a season where we are called to look for how God makes Godself known throughout the world. In his poem, Epiphany, Biblical scholar Walter Brueggemann wrote the following: “We are—we could be—people of your light. So we pray for the light of your glorious presence as we wait for your appearing.”
- Read together Matthew 2:1-12



### Star Activity Materials: Blank paper, Coloring utensils

The wise ones encountered many unexpected twists and turns on their journey following the star in the sky. They didn't know the new king they came to worship was born into a humble Jewish family, and they did not expect to take a different route home to avoid King Herod's trap. Sometimes the journey of following Jesus can be filled with twists and turns that, in the moment, seem like they're leading nowhere. But, eventually, you may catch a glimpse of the big picture and see how it all comes together to create something beautiful! As we remember the story of the wise ones twisting and turning on their star journey, let's make our own stars filled with different colors, patterns, and shapes.

- Give each participant a blank piece of paper and coloring utensils. Have them draw an outline of a star. Note: A star can be drawn or printed beforehand. If you'd like a star already created, you can download a free Epiphany Star here: [illstrtdm.in/EpiphanyStar](http://illstrtdm.in/EpiphanyStar)
- Draw lines connecting points inside the star to create different sections within the shape. Then color each section with different designs and patterns (the twistier, the better!) until the entire star is filled in. As participants are coloring, try some of these prayerful practices:
  - Pray for or think about someone as you color each new section.
  - Every time you grab a new color, say, "Thank you God for \_\_\_\_\_."
  - How are you feeling today? Use shapes and colors that express how you feel. You can even use the different sections to express more than one feeling!
  - Can you incorporate names, words, or pictures into your star patterns? Think about the people you love and the words you want to say as you color.
- When you're done, look at the entire picture and take a deep breath. Where do you see God in your colors, patterns, and shapes?

**Chalking the Door Epiphany Blessing** - On the day of Epiphany, some church traditions use chalk on door frames to bless their homes and churches as a way of remembering when the wise ones visited Jesus' home. The chalking is written as the current calendar year split in half by the letters C+M+B written in between. The letters stand for "Christus mansionem benedicat," which is Latin for, "May Christ bless this home." For example, it will look like this for 2023: 20 + C + M + B + 23

- Begin by using this chalk blessing together, or create your own! *O God of the universe, Bless this chalk made from the earth, A favored tool we use to play, learn, and create.*
- Write 20 + C + M + B + 23 (replacing the 23 if you are in a different calendar year) in chalk on a piece of black paper or on your door frame paper as you read this blessing aloud. *Peace be to this space and all who live, play, and visit here. May all who come and go from this space, Find welcome, kindness, gentleness, and love, Because you, God, live here with us.*
- **Prayer** - O God who painted the stars in the sky, your light shines brightly all around us. May we, like the wise ones, follow the warmth of your world changing love as it leads us into humble and unexpected places. Amen.

# 6G

## Jesus' Baptism – Mark 4:1-11

There was a man named John the Baptizer, who was Jesus' cousin.

One day, John the Baptizer was preaching and baptizing people in the Jordan River.

John the Baptizer might have looked a little funny. He wore clothes made of camel's fur and had very long and fuzzy hair. He even ate weird foods like locusts.

While John the Baptizer was in the water, Jesus appeared. Jesus asked to be baptized.

John the Baptizer was surprised Jesus wanted to be baptized by him. Why did Jesus need to be baptized anyway?

John the Baptizer did as Jesus asked. John the Baptizer put Jesus' head under the water and baptized him by the Holy Spirit.

When Jesus came up from underneath the water, a dove appeared. Then a voice from the skies told Jesus he was God's son, he was loved, and God was very happy with him.

### Family Spiritual Practice

Read the story of Jesus' baptism together. Every time you hear the name "John the Baptizer," make the sound of splashing water.

**Wonder:** How did Jesus feel when he heard God's voice? Have you ever heard God's voice? What does God say about you?

**Do:** Discuss the story and baptism over your favorite safe water activity like a water table or sensory water play. If members of your family have been baptized, talk about that special day. If members of your family have not been baptized, wonder about baptism together. What do you think it means? Why do you think it's important?

**Pray:** Dear God, thank you sending Jesus as an example for us. Thank you for being happy with us, God. We love you, God. Amen.




6A

## Shapes of Baptism – Art

---

In our Bible story today, Jesus was baptized! There are many symbols that represent baptism. Can you name the shapes? Color the shapes, or use this page to help you make the baptism shapes out of play dough.



6E

## John Baptizes Jesus – Coloring Page

At the beginning of his ministry, Jesus was baptized by his cousin, John the Baptist. Color the page to help you remember the Bible story.



# 6F

## Remember Your Baptism– Family Activity

Baptism is something we do to remember that we are all part of God's family. Whether you have been baptized or not, you can do this activity with your family to remember how much God loves you.

### Get a bowl of water and towel.

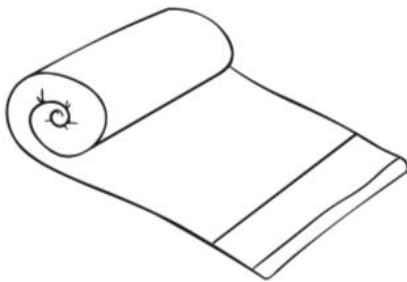
Have each family member dip their fingers in the bowl and feel the water.

After a family member places their hands in the water say, "you are special to God. You make me happy."

Give each family member a turn.



Say this prayer together:



Thank you for showing us your happiness through the Holy Spirit. Help us follow Jesus together so we can share your happiness with one another. Amen.

Do you remember your baptism?

How did participating in the baptism ritual make you feel?

5F

## Believe – Faith Word Coloring Page

---

Our faith word for this month is *believe*. Believe means to know in your heart what is true about God and faith. What do you know in your heart about God? Think about the word *believe* as you color the page.

