

Sunday School Home Activities - Week of January 16, 2022



Weekly home activities, great for the whole family, are designed to guide children from Nursery thru 5th grade and their families in Bible stories, engaging experiences, spiritual practices, and opportunities for reflection. Pick one to two activities to do with your

family each week. Contact Kathy Schmucker, Spiritual Formation Director, for more information.

kschmucker@faithumchurch.org

Welcome to Wonder

Wonder Table - Prepare Ahead: As a family, create a Wonder Table. Find a small table or area in your home. On the table place a candle, a plant or flower, and any other special items you want to include. Use this space while gathering as a family to engage in the lesson or online worship together.


Wonder Box - The Wonder Box is a special place to hold a special item that connects to the Faith Word and to the Bible story. Place items or symbols related to each week's Bible story in the Wonder Box. You may want to keep your Wonder Box on your family's Wonder Table. You can make your own Wonder Box to be any shape or size, but it's best if it has a lid. Include your whole family in the creation process.

Wonder with Me - READ the Bible Story - Read the Bible story, Luke 4:1-13.

- Read from the Bible or the Celebrate Wonder Bible Storybook or attached handout. The story is also in the Advent Family Worship Kits.

WATCH the Bible Story and Sing with the Celebrate Wonder Music Videos

Watch this week's Celebrate Wonder Video on Amplify Media:



Amplify Media is a new resource for our congregation! This will make it easy for you and your families to access 1000's of videos for adults, youth and children. To receive the log in info and our congregation's access code, email kschmucker@faithumchurch.org or text Kathy at 330-224-6138. Once you have logged into Amplify Media search Celebrate Wonder to watch this week's Celebrate Wonder Video and view the Celebrate Wonder Music Videos! Amplify Media has also recently added a section called, Cokesbury Kids, to make it easier for you to find all the great resources available for children!

This week's video is Celebrate Wonder Winter 2021/2022 Session 7 Temptation in the Desert.

SAY: This month we are talking about stories from Jesus' life. Our story today is about Jesus being alone out in the desert wilderness. **WONDER:** What happened to Jesus in today's Bible story?

PRAY: Dear God, thank you for helping Jesus when he was all alone. Thank you for helping us when we are alone too. Amen.

Candleholder Decorating

Supplies: one-inch tissue paper squares, clear plastic cups, Mod Podge, paintbrushes, paper cups or bowls

Pour a bit of Mod Podge into a paper cup for each person. Hand one clear plastic cup to each person.

ASK: What are some different uses for candles?

- Invite everyone to "paint" Mod Podge onto their cups.
- Encourage them to stick on squares of tissue paper to make a stained-glass effect.
- Have everyone add a layer of Mod Podge over the tissue paper. Assure them that the Mod Podge will dry clear.

SAY: Candles are something we use to provide light. We use candles in worship, too, to help us remember that God's presence is with us.

Doodle Prayers

SAY: Jesus turned to his faith when he had a tough time. Sometimes he turned to Scripture, and sometimes he prayed to God. When we have a tough time, we can do these things too! We're going to listen to a passage of Scripture. While I read, I invite you to close your eyes and listen. The second time I read the passage, I invite you to doodle what comes up for you. This is called doodle praying.


- Invite everyone to close their eyes and take a deep breath. Read Psalm 84:1-4.
- Read Psalm 84:1-4 again and encourage everyone to doodle the words or images that come up while they listen.

Examine the Bible Verse

SAY: This month's Bible verse is Luke 3:22. Find it in your Bibles.

ASK: Is the Book of Luke in the Old or New Testament? (New) Where is Luke located in the New Testament? (third book) In what chapter of Luke is our verse located? (3) What is the verse number? (22)

SAY: Our Bible verse tells us how God felt about Jesus.



SHARE the Faith Word: JOURNEY

This month's faith word is Journey. The definition for journey is to faithfully follow where God leads. We are following Jesus' journey this month as he grows and follows where God leads him.

WONDER together:

- Why do you think part of Jesus' journey included being tempted in the desert?
- When you are having a hard time with wanting to do something you shouldn't, what do you do?
- Is there a story from the Bible that helps you live the way God wants you to live?

Additional Activities Attached for this Week:

- Temptation Desert Coloring, Time Alone with God, The Struggle is Real, Bread Recipe

Spiritual Practice—Exploring Jesus' Journey Through Scripture

- Gather together.

SAY: Spiritual practice is something we do to help us connect to God. This month we are learning about journey, following where God leads us. We are hearing stories about Jesus'

journey. Today he went into the desert wilderness. He was alone, but he was also with God. When he was tempted to do things he knew he shouldn't, he relied on his faith to help him say no. Jesus stopped, took a deep breath, thought about what he learned from Scripture, and then made the right decision. We can stop, breathe, think, and decide too.

- Guide everyone through a spiritual practice:

○ SAY: This is a special poem from the Book of Psalms that brings comfort to many people when they need to be reminded that God is always with them. Let's read it together.

○ Read Psalm 23.

PRAY: Dear God, thank you for being with me on my journey. Amen.

- Bless everyone. Touch each person as you say this blessing: "May you feel God's presence as you journey through the day."

Practice Quiet Time

Supplies: Battery-operated candle, copy of "Time Alone with God" (Reproducible 7E) for each person.

- Practice a time of quiet with your family.

SAY: We learned that Jesus spent time alone with God in today's Bible story. Jesus didn't talk to anyone while he was alone, but he may have talked to God. Let's play a quick "Quiet Game" to practice being quiet.

- Play a "Quiet Game." The first person to talk, laugh, or make some noise is "out." Play the game for a few minutes.

SAY: Being quiet can be hard. That's why it's good to practice. We are going to have a time of quiet today.

- Turn on the candle. ASK: Why are we lighting the candle?

SAY: Candlelight helps us think about God's presence with us. You can focus your attention on your candle as we practice being quiet.

- Invite everyone to stay quiet as they watch the candlelight. If you have trouble staying quiet, you might try having everyone take deep breaths. See if everyone can be very quiet for five minutes.

- Hand out copies of Reproducible 7E. Have everyone look over the sheets and follow the directions on the page.


FAMILY SPIRITUAL PRACTICE - BIBLE PASSAGE: Luke 4:1-13

Wonder: After reading the Bible story from the Bible or from the Celebrate Wonder Bible Storybook, wonder together.

Ask: What keeps you from doing what God wants?

Do: Together, take a prayer walk through your neighborhood. Pray for your neighbors as you walk.

Pray: Dear God, thank you for journeying with us as we grow in love. Amen.



Celebration Chart: Place the chart on your refrigerator, kitchen table, or in an easy-to-access place. Throughout the week, have your child mark a space each time he or she completes an item on the chart. When a vertical, horizontal, or diagonal line is completed, celebrate together! *A Celebration Chart for Winter is included in the 12/19 week's Sunday School Home Activities and in the Advent Family Kits.*

Adapted from Celebrate Wonder Winter 2021 Session 7 © 2021 Cokesbury

Additional Family Activities:

- **Epiphany** - Epiphany of the Lord, January 6 or first Sunday in January
 - On the Day of Epiphany, we remember the three wise ones who followed the light of the star to find Jesus. Epiphany means “showing forth,” and Epiphany begins a season where we are called to look for how God makes Godself known throughout the world. In his poem, Epiphany, Biblical scholar Walter Brueggemann wrote the following: “We are—we could be—people of your light. So we pray for the light of your glorious presence as we wait for your appearing.”
 - Read together Matthew 2:1-12
 - **Star Activity** Materials: Blank paper, Coloring utensils

The wise ones encountered many unexpected twists and turns on their journey following the star in the sky. They didn’t know the new king they came to worship was born into a humble Jewish family, and they did not expect to take a different route home to avoid King Herod’s trap. Sometimes the journey of following Jesus can be filled with twists and turns that, in the moment, seem like they’re leading nowhere. But, eventually, you may catch a glimpse of the big picture and see how it all comes together to create something beautiful! As we remember the story of the wise ones twisting and turning on their star journey, let’s make our own stars filled with different colors, patterns, and shapes.

 - Give each participant a blank piece of paper and coloring utensils. Have them draw an outline of a star. Note: A star can be drawn or printed beforehand. If you’d like a star already created, you can download a free Epiphany Star here: illstrtdm.in/EpiphanyStar
 - Draw lines connecting points inside the star to create different sections within the shape. Then color each section with different designs and patterns (the twistier, the better!) until the entire star is filled in. As participants are coloring, try some of these prayerful practices:
 - Pray for or think about someone as you color each new section.
 - Every time you grab a new color, say, “Thank you God for _____.”
 - How are you feeling today? Use shapes and colors that express how you feel. You can even use the different sections to express more than one feeling!
 - Can you incorporate names, words, or pictures into your star patterns? Think about the people you love and the words you want to say as you color.
 - When you’re done, look at the entire picture and take a deep breath. Where do you see God in your colors, patterns, and shapes?
 - **Chalking the Door Epiphany Blessing** - On the day of Epiphany, some church traditions use chalk on door frames to bless their homes and churches as a way of remembering when the wise ones visited Jesus’ home. The chalking is written as the current calendar year split in half by the letters C+M+B written in between. The letters stand for “Christus mansionem benedicat,” which is Latin for, “May Christ bless this home.” For example, it will look like this for 2022: 20 + C + M + B + 22
 - Begin by using this chalk blessing together, or create your own! *O God of the universe, Bless this chalk made from the earth, A favored tool we use to play, learn, and create.*
 - Write 20 + C + M + B + 22 (replacing the 22 if you are in a different calendar year) in chalk on a piece of black paper or on your door frame paper as you read this blessing aloud. *Peace be to this space and all who live, play, and visit here. May all who come and go from this space, Find welcome, kindness, gentleness, and love, Because you, God, live here with us.*
 - **Prayer** - O God who painted the stars in the sky, your light shines brightly all around us. May we, like the wise ones, follow the warmth of your world changing love as it leads us into humble and unexpected places. Amen.



© 2022 Illustrated Ministry, LLC. All rights reserved. illustratedministry.com

Temptation in the Desert – Luke 4:1-13

It was almost time for Jesus to begin his ministry.

Jesus was going to tell all the people about God's love. To get ready, Jesus went into the desert to spend time with God.

Jesus stayed in the desert for forty days.

While Jesus was in the desert, the tempter came to him. The tempter tried to turn Jesus away from God and God's plan.

The tempter knew Jesus was hungry. So, the tempter tried to get Jesus to turn stones into bread.

But Jesus would not do it.

Then the tempter took Jesus to the top of a mountain. "Look! You could be king of all the nations on earth if you will turn from God and worship me."

Jesus refused: "We should worship God only!"

Finally, the tempter tried to get Jesus to jump off the top of the temple. "You won't get hurt!" the tempter said.

"Do not test the Lord your God," Jesus said.

After he was tempted, Jesus was alone in the desert. Jesus waited for God to help him know what to do next.



Family Spiritual Practice

Bible Passage: Luke 4:1-13

Wonder: After reading the Bible story from the Bible or from the *Celebrate Wonder Bible Storybook*, wonder together. **Ask:** What keeps you from doing what God wants?

Do: Together, take a prayer walk through your neighborhood. Pray for your neighbors as you walk.

Pray: Dear God, thank you for journeying with us as we grow in love. Amen.

7A

Temptation in the Desert – Coloring Page

Jesus went into the wilderness to spend time with God. Jesus stayed in the wilderness for forty days. Color the picture.



Time Alone with God – Home Activity

In today's Bible story, Jesus spent time alone with God in the wilderness. Having times of quiet is a good thing to do each week. Times of quiet can actually be quite fun! Read the list of quiet activities below. Put a check mark next to the activities you'd like to try this week at home.


- ☐ Paint a picture. Sculpt with clay or dough. Draw or color on paper.
- ☐ Go for a walk around your yard or through the woods with a grown-up. Even if you are with someone, you can still be quiet and think about how God is with you.
- ☐ Play with a pet.
- ☐ Read a book in your room. You can read from a Bible storybook you like or another good book you enjoy.
- ☐ Write in a journal as you think about God.
- ☐ Look at a video of animals in nature. Look at a video of fish and sea life swimming in an aquarium. If you have a fish, you can watch your own fish swim around!
- ☐ Play with some quiet toys (toys with no batteries or that don't plug in).
- ☐ Play with building toys. Listen to an audiobook as you play, if you want.
- ☐ Listen to some music you enjoy.
- ☐ Take a nap!



7G

The Struggle Is Real

Everyone struggles sometimes. When Jesus was struggling in the desert, he drew on his faith and Scripture. What helps you in hard times?



Make Bread – Intergenerational Activity

In today's Bible story, Jesus is tempted to turn the stones in the wilderness into bread. Jesus answers that humans don't live by bread alone but by the words from God. Let's work together to make some delicious bread to remember Jesus and his faith.

Recipe (Makes Two Loaves)

3 cups all purpose flour (divided)
 3 tablespoons of white sugar
 2¼ teaspoons rapid rise yeast
 1 cup of warm water
 3 tablespoons olive oil or vegetable oil
 1½ teaspoons salt

Other Supplies

Gallon-size resealable bags
 Mini loaf pans (two per group)
 Small towels (two per group)
 Access to an oven

How to Make the Bread

- Have one to two kids partner with an adult. Each group will work together to make two loaves of bread. Heat the oven to 375° F.
- In a resealable plastic bag, place one cup of flour, sugar, and yeast. Then add the warm water. The water should be 105°–110° F.
- Have the kids squeeze the air out of the bag. Then seal the bag.
- Next, squish the bag with your hands until the ingredients are mixed together.
- Let the bags rest for 10 minutes at room temperature. Bubbles will begin to form.
- Open the bag and add one cup of flour, oil, and salt.
- Seal the bag again. Squish until the ingredients are blended.
- Add the final cup of flour and continue mixing until well-blended.
- Remove the dough from the bag. Put the dough onto a lightly floured surface.
- Knead the dough for 5–10 minutes until smooth.
- Divide the dough in half. Place each half into a greased mini loaf pan.
- Cover the dough with a towel. Allow the dough to rise for about 30 minutes.
- Bake in a 375° oven for 25–30 minutes or until the bread is golden brown.
- Wait for the bread to cool and serve!

