

Sunday School Home Activities - Week of January 23, 2022



Weekly home activities, great for the whole family, are designed to guide children from Nursery thru 5th grade and their families in Bible stories, engaging experiences, spiritual practices, and opportunities for reflection. Pick one to two activities to do with your family each week.

Contact Kathy Schmucker, Spiritual Formation Director, for more information. kschmucker@faithumchurch.org

Welcome to Wonder

Wonder Table - Prepare Ahead: As a family, create a Wonder Table. Find a small table or area in your home. On the table place a candle, a plant or flower, and any other special items you want to include. Use this space while gathering as a family to engage in the lesson or online worship together.

Wonder Box - The Wonder Box is a special place to hold a special item that connects to the Faith Word and to the Bible story. Place items or symbols related to each week's Bible story in the Wonder Box. You may want to keep your Wonder Box on your family's Wonder Table. You can make your own Wonder Box to be any shape or size, but it's best if it has a lid. Include your whole family in the creation process.

Wonder with Me - READ the Bible Story - Read the Bible story, Luke 4:14-30.

- Read from the Bible or the Celebrate Wonder Bible Storybook or attached handout. The story is also in the Advent Family Worship Kits.

WATCH the Bible Story and Sing with the Celebrate Wonder Music Videos

Watch this week's Celebrate Wonder Video on Amplify Media:



Amplify Media is a new resource for our congregation! This will make it easy for you and your families to access 1000's of videos for adults, youth and children. To receive the log in info and our congregation's access code, email kschmucker@faithumchurch.org or text Kathy at 330-224-6138. Once you have logged into Amplify Media search Celebrate Wonder to watch this week's Celebrate Wonder Video and view the Celebrate Wonder Music Videos! Amplify Media has also recently added a section called, Cokesbury Kids, to make it easier for you to find all the great resources available for children!

This week's video is Celebrate Wonder Winter 2021/2022 Session 8 Jesus in the Synagogue.

SAY: This month we are talking about stories from Jesus' life. Our story today is about Jesus being in the synagogue. It was like the church where we come to worship and learn about God.

WONDER: What did the scroll Jesus read say?

PRAY: Dear God, thank you for helping us to learn and worship together. Amen.

Make a Scroll

Supplies: Bible verse written on paper, crayons, markers, cardboard tubes, tape

In Jesus' time, Scripture was written on scrolls. Scrolls were made from animal skins that were stitched together. Scribes wrote on the animal skins. Then the long, stitched pages were rolled up.

Copy the Bible verse Luke 4:18-19. You can write words on several pages and tape them together.

Lay the pages end to end and tape them all together. Then place a cardboard tube at one end of your taped pages. Tape a cardboard tube to the other end. Then roll up the scroll.

Worship Cube

Supplies: foam cube, markers, stickers

We learned that Jesus worshipped God in the synagogue. Worship can include different activities. Create a Worship Cube to help you and your family worship at home.

Write one of these ways to worship on a different side of the cube.


Sing a song Pray Read a Scripture Thank God for 3 things Dance to a song Do something kind
Decorate the cube with pictures and/or stickers. Toss the Worship Cube onto the floor and see what side is facing up. Then follow the direction for worship. We have many ways to worship God!

Examine the Bible Verse


SAY: This month's Bible verse is Luke 3:22. Find it in your Bibles.

ASK: Is the Book of Luke in the Old or New Testament? (New) Where is Luke located in the New Testament? (third book) In what chapter of Luke is our verse located? (3) What is the verse number? (22)

SAY: Our Bible verse tells us how God felt about Jesus.



SHARE the Faith Word: JOURNEY



This month's faith word is Journey. The definition for journey is to faithfully follow where God leads. We are following Jesus' journey this month as he grows and follows where God leads him. In today's story, Jesus journeys to the synagogue where he reads a scroll of Scripture.

WONDER together:

- Why do you think Jesus read this Scripture?
- What does it mean to be faithful?
- Why do you think the people were angry with Jesus?

Additional Activities Attached for this Week:

- Jesus in the Synagogue Coloring, My Sunday Comic Art, Make a Scroll, Your Good News

Spiritual Practice—Exploring Jesus' Journey Through Scripture

- Gather together.

SAY: Spiritual practice is something we do to help us connect to God. This month we are learning about journey, following where God leads us. We are hearing stories about Jesus' journey. Today Jesus goes to the synagogue to worship God. We come to church to worship God. • Guide everyone through a spiritual practice:

○ SAY: We're going to take a prayer walk around our church building. As we walk, we will notice the church and the community around it. We will pray to God about what we see. If you notice something you'd like us to all notice, raise your hand and I will let you tell us what you see.

PRAY: Dear God, thank you for spaces where we can come together to worship you. Amen.

- Bless everyone. Touch each person as you say this blessing: "May you feel God's presence as you journey through the day."

FAMILY SPIRITUAL PRACTICE - BIBLE PASSAGE: Luke 4:14-30

Wonder: After reading the Bible story from the Bible or from the Celebrate Wonder Bible Storybook, wonder together.

Ask: Why do you think the people were amazed?

Do: Together, take a prayer walk through your neighborhood. Pray for your neighbors as you walk.

Pray: Dear God, thank you for journeying with us as we grow in love. Amen.

Celebration Chart: Place the chart on your refrigerator, kitchen table, or in an easy-to-access place. Throughout the week, have your child mark a space each time he or she completes an item on the chart. When a vertical, horizontal, or diagonal line is completed, celebrate together! *A Celebration Chart for Winter is included in the 12/19 week's Sunday School Home Activities and in the Advent Family Kits.*

Adapted from Celebrate Wonder Winter 2021 Session 7 © 2021 Cokesbury

Additional Family Activities:

- **Resources for Talking about Race and Racism with Children:** Visit our website at <https://www.myfaithunited.org/anti-racism/>
- **Look for God Sightings**, looking for our good God in the world! Share the God Sightings you find with us. We will share them during our Wednesday Night worship.
- Use individually, or as a family, the worship and devotional resources connected with Sunday's Worship and Sunday School. Share with others! Visit our website for updated resources: <https://www.myfaithunited.org/worship-online/>

Jesus in the Synagogue – Luke 4:14-30

Jesus was in the desert for forty days.

Jesus spent time with God and waited to understand what he should do next.

Then Jesus returned home to Nazareth. It was the day of worship, so Jesus went to the synagogue.

He was handed a scroll to read. The scroll was God's Word.

Jesus read, "God's Spirit is on me. God has chosen me to bring good news to the poor. Good news has come to those in prison, those who are blind, and those who are mistreated. God's blessing is here!"

Then Jesus looked at the people in the synagogue and said, "These words have come true today."

Everyone was amazed.

Jesus said that he would love and heal people, even people who were not Israelites.

The people did not like what Jesus said. They chased him toward a cliff!

But Jesus walked through the crowd and got away.



Family Spiritual Practice

Bible Passage: Luke 4:14-30

Wonder: After reading the Bible story from the Bible or from the *Celebrate Wonder Bible Storybook*, wonder together. **Ask:** Why do you think the people were amazed?

Do: Together, take a prayer walk through your neighborhood. Pray for your neighbors as you walk.

Pray: Dear God, thank you for journeying with us as we grow in love. Amen.

8A

Jesus in the Synagogue – Coloring Page

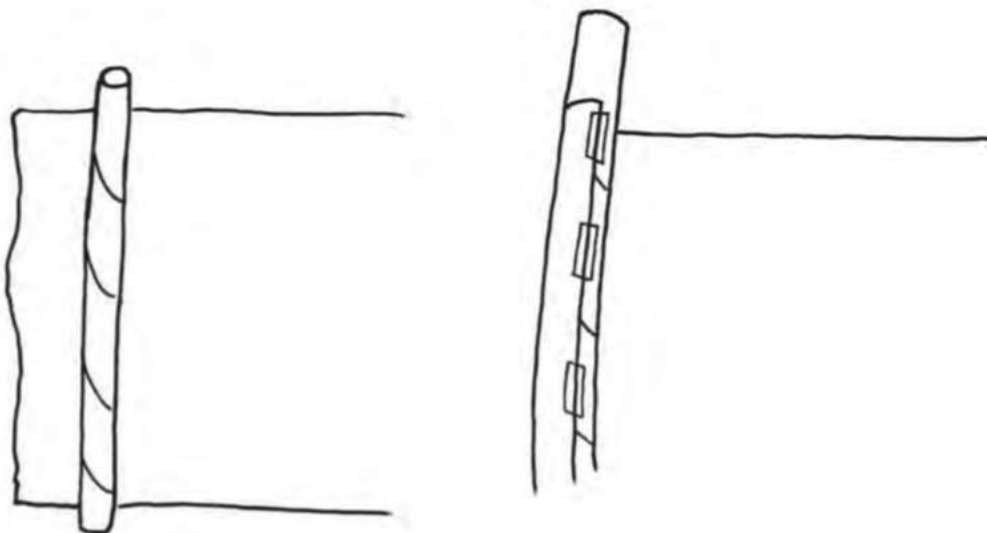
In today's Bible story, Jesus read from the Bible in his home synagogue. The synagogue is where Jesus worshipped God each week. Color the page.



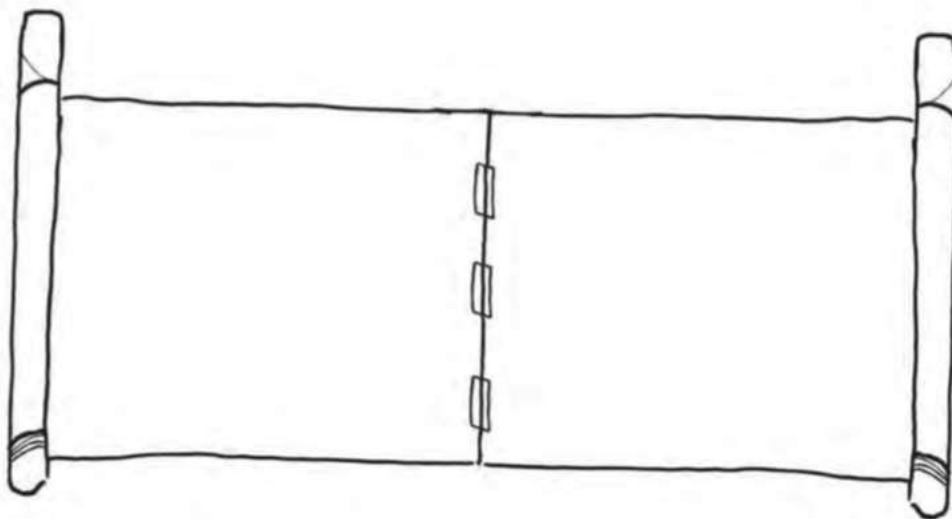
8E

Make a Scroll – Craft Directions

In Jesus' time, the Bible was written on scrolls. Scrolls were made from animal skins that were stitched together. Scribes wrote on the animal skins. Then the long, stitched pages were rolled up. Follow the directions below to make a scroll.



Take the pages you wrote the Bible passages on earlier. Lay them end-to-end and tape them all together. Then place a cardboard tube at one end of your taped pages. Tape the cardboard tube as you see in the illustration above.



Take another cardboard tube and tape it to the other end of your end-to-end pages. When you have finished taping, you can roll up your scroll.

8D

My Sunday Comic – Art

What do you do on Sundays? Write and draw a story about what you do on Sundays.

The comic strip template is composed of seven rectangular panels arranged in a specific layout. The top row contains one large panel. The second row contains two panels of equal size. The third row also contains two panels of equal size. The bottom row contains one large panel, similar in size to the top panel. All panels are empty, intended for a student to write a story and draw illustrations.

8G

Your Good News

Jesus stood up in his faith community and said the good news: He was here, and he would teach us how to love one another better. Each Sunday, your pastor says the good news when she or he preaches. If you were going to preach, what would you say? Write or draw it below.

