

Sunday School Home Activities - Week of January 9, 2022

Epiphany Activities



Weekly home activities, great for the whole family, are designed to guide children from Nursery thru 5th grade and their families in Bible stories, engaging experiences, spiritual

practices, and opportunities for reflection. Pick one to two activities to do with your family each week. Contact Kathy Schmucker, Spiritual Formation Director, for more information. kschmucker@faithumchurch.org

Welcome to Wonder

Wonder Table - Prepare Ahead: As a family, create a Wonder Table. Find a small table or area in your home. On the table place a candle, a plant or flower, and any other special items you want to include. Use this space while gathering as a family to engage in the lesson or online worship together.

Wonder Box - The Wonder Box is a special place to hold a special item that connects to the Faith Word and to the Bible story. Place items or symbols related to each week's Bible story in the Wonder Box. You may want to keep your Wonder Box on your family's Wonder Table. You can make your own Wonder Box to be any shape or size, but it's best if it has a lid. Include your whole family in the creation process.

Wonder with Me - READ the Bible Story - Read the Bible story, Luke 3:1-22.


- Read from the Bible or the Celebrate Wonder Bible Storybook or attached handout. The story is also in the Advent Family Worship Kits.

WATCH the Bible Story and Sing with the Celebrate Wonder Music Videos

Watch this week's Celebrate Wonder Video on Amplify Media:

Amplify Media is a new resource for our congregation! This will make it easy for you and your families to access 1000's of videos for adults, youth and children. To receive the log in info and our congregation's access code, email

kschmucker@faithumchurch.org or text Kathy at 330-224-6138. Once you have logged into Amplify Media search Celebrate Wonder to watch this week's Celebrate Wonder Video and view the Celebrate Wonder Music Videos! Amplify Media has also recently added a section called, Cokesbury Kids, to make it easier for you to find all the great resources available for children!



This week's video is Celebrate Wonder Winter 2021/2022 Session 6 Jesus' Baptism.

SAY: This month we are talking about stories from Jesus' life. Our story today is about Jesus being baptized by John the Baptizer.

WONDER: How do you think Jesus felt when he heard God say, "You are my Son! I love you dearly."

PRAY: Dear God, thank you for showing Jesus that he was loved by you. Thank you for loving us as your children too. Amen.

Bible Verse Stones

Supplies: nine small, flat stones; permanent markers; large, shallow, plastic tub; drop cloth or tarp; water

SAY: In this week's Bible story, Jesus was baptized in the Jordan River. Today we are going to make Bible verse stones and play in the water.


- Invite everyone to select one stone and choose one word from this month's Bible verse: "You are my Son, whom I dearly love." (Luke 3:22a)
- Have each person use a permanent marker to write their one word from the Bible verse onto one of the stones. Be sure to have someone write the Bible reference on a stone. Allow the permanent ink to dry (less than a minute).
- Then invite everyone to place their stones in the tub of water and push the stones around in the tub until the stones are in the correct order to read the Bible verse.

Examine the Bible Verse

SAY: This month's Bible verse is Luke 3:22. Find it in your Bibles.

ASK: Is the Book of Luke in the Old or New Testament? (New) Where is Luke located in the New Testament? (third book) In what chapter of Luke is our verse located? (3) What is the verse number? (22)

SAY: Our Bible verse tells us how God felt about Jesus.



SHARE the Faith Word: JOURNEY

This month's faith word is Journey. The definition for journey is to faithfully follow where God leads. We are following Jesus' journey this month as he grows and follows where God leads him.

WONDER together: ○ What is your favorite part of today's story?

○ Why do you think part of Jesus' journey included the Jordan River? ○ How does it feel to be God's child?

Additional Activities Attached for this Week:

- Jesus Baptism, Dove, and Mindful Coloring Page
- Epiphany, Star and Wisemen coloring and activities

Spiritual Practice—Exploring Jesus' Journey Through Scripture

- Gather together.

SAY: Spiritual practice is something we do to help us connect to God. This month we are learning about journey, following where God leads us. We are hearing stories about Jesus' journey. Today he went to the river to be baptized. He heard the voice of God say, "You are

my Son. You make me so happy!"

- Guide everyone through a spiritual practice: invite everyone to close their eyes and join you in a prayer meditation.

○ SAY: Imagine a flowing river. The sun is shining on your face. You hear the sounds of water moving lazily along. You put your feet in the river. You feel the cool water moving around your toes. A friend walks up beside you. Who is it? Your friend sits down beside you. You're happy your friend came to be with you today.

PRAY: Dear God, thank you for the people who are with me on my journey, like John and Jesus. Thank you for my friends and family. Amen.

- Bless everyone. Touch each person as you say this blessing: "May you feel God's presence as you journey through the day."

FAMILY SPIRITUAL PRACTICE - BIBLE PASSAGE: Luke 3:1-22

Wonder: After reading the Bible story from the Bible or from the Celebrate Wonder Bible Storybook, wonder together.

Ask: What reminds you of God's presence?

Do: Together, take a prayer walk through your neighborhood. Pray for your neighbors as you walk.


Pray: Dear God, thank you for journeying with us as we grow in love. Amen.

Celebration Chart: Place the chart on your refrigerator, kitchen table, or in an easy-to-access place. Throughout the week, have your child mark a space each time he or she completes an item on the chart. When a vertical, horizontal, or diagonal line is completed, celebrate together! *A Celebration Chart for Winter is included in the 12/19 week's Sunday School Home Activities and in the Advent Family Kits.*

Adapted from Celebrate Wonder Winter 2021 Session 6 © 2021 Cokesbury

Additional Family Activities:

- **Epiphany** - Epiphany of the Lord, January 6 or first Sunday in January
 - On the Day of Epiphany, we remember the three wise ones who followed the light of the star to find Jesus. Epiphany means "showing forth," and Epiphany begins a season where we are called to look for how God makes Godself known throughout the world. In his poem, Epiphany, Biblical scholar Walter Brueggemann wrote the following: "We are—we could be—people of your light. So we pray for the light of your glorious presence as we wait for your appearing."



- Read together Matthew 2:1-12
- Wonder Together:
 - In this story, the Magi discover the new king is baby Jesus. What did you discover as you listened to this story?
 - The Magi and Herod react differently to the news of the new Messiah-King. What feelings do they share? What feelings are different?
 - The Magi noticed something in nature (the star) that led them to Jesus. What beautiful or amazing parts of nature make you think of God?
 - Today is the holy feast day of Epiphany! On this day, we celebrate how the star led the Magi to Jesus, and they worshipped him. Who or what in your life has led you to Jesus?
 - The Magi were open and curious about Jesus. They didn't know what he would be like, but they were eager to learn instead of nervous. What steps can you take to be open and curious about new things in your life?



- **Star Activity** Materials: Blank paper, Coloring utensils
 The wise ones encountered many unexpected twists and turns on their journey following the star in the sky. They didn't know the new king they came to worship was born into a humble Jewish family, and they did not expect to take a different route home to avoid King Herod's trap. Sometimes the journey of following Jesus can be filled with twists and turns that, in the moment, seem like they're leading nowhere. But, eventually, you may catch a glimpse of the big picture and see how it all comes together to create something beautiful! As we remember the story of the wise ones twisting and turning on their star journey, let's make our own stars filled with different colors, patterns, and shapes.
 - Give each participant a blank piece of paper and coloring utensils. Have them draw an outline of a star. Note: A star can be drawn or printed beforehand. If you'd like a star already created, you can download a free Epiphany Star here: illstrtdm.in/EpiphanyStar
 - Draw lines connecting points inside the star to create different sections within the shape. Then color each section with different designs and patterns (the twistier, the better!) until the entire star is filled in. As participants are coloring, try some of these prayerful practices:
 - Pray for or think about someone as you color each new section.
 - Every time you grab a new color, say, "Thank you God for _____."
 - How are you feeling today? Use shapes and colors that express how you feel. You can even use the different sections to express more than one feeling!
 - Can you incorporate names, words, or pictures into your star patterns? Think about the people you love and the words you want to say as you color.
 - When you're done, look at the entire picture and take a deep breath. Where do you see God in your colors, patterns, and shapes?
- **Chalking the Door Epiphany Blessing** - On the day of Epiphany, some church traditions use chalk on door frames to bless their homes and churches as a way of remembering when the wise ones visited Jesus' home. The chalking is written as the current calendar year split in half by the letters C+M+B written in between. The letters stand for "Christus mansionem benedicat," which is Latin for, "May Christ bless this home." For example, it will look like this for 2022: 20 + C + M + B + 22
 - Begin by using this chalk blessing together, or create your own! *O God of the universe, Bless this chalk made from the earth, A favored tool we use to play, learn, and create.*
 - Write 20 + C + M + B + 22 (replacing the 22 if you are in a different calendar year) in chalk on a piece of black paper or on your door frame paper as you read this blessing aloud. *Peace be to this space and all who live, play, and visit here. May all who come and go from this space, Find welcome, kindness, gentleness, and love, Because you, God, live here with us.*
- **Prayer** - O God who painted the stars in the sky, your light shines brightly all around us. May we, like the wise ones, follow the warmth of your world changing love as it leads us into humble and unexpected places. Amen.

- **12 Names of Christmas** - Ever hear of the 12 days of Christmas? The season of Christmastide begins on Christmas Day and lasts for 12 days leading up to the Day of Epiphany which is January 6th.

Make a paper chain from 12 strips of paper. Write a different name for Jesus on the 12 strips. Countdown the 12 days of Christmas, from Christmas Day until Epiphany on January 6th by reading a scripture about a name for Jesus on each link of the paper chain. On Epiphany start a new family tradition called Chalking the Door. As you read each day's name for Jesus, wonder together about that name for Jesus and how you experience Jesus in that way. Pray together, asking God to help you see Jesus and your celebration of Christmas in each day's scripture and name.

Christmastide, the second season of the Christian year follows Advent and is a season of praise and thanksgiving for the incarnation of God in Jesus Christ, and consists of Christmas on December 25, and the eleven days following (a total of 12), leading up to the Day of Epiphany. The liturgical color for the Christmas season is white (or gold), to represent the purity of Christ's humanity and the holiness of His divinity. The symbol for the Christmas season is the manger.

- **Resources for Talking about Race and Racism with Children:** Visit our website at <https://www.myfaithunited.org/anti-racism/>
- **Look for God Sightings**, looking for our good God in the world! Share the God Sightings you find with us. We will share them during our Wednesday Night worship.
- Use individually, or as a family, the worship and devotional resources connected with Sunday's Worship and Sunday School. Share with others! Visit our website for updated resources: <https://www.myfaithunited.org/worship-online/>



6A

Jesus' Baptism – Coloring Page

One day Jesus came to the water to be baptized. As John baptized him, Jesus saw a dove come down from the sky. Then Jesus heard God's voice: "You are my Son! I love you dearly."



6B

Mindful Coloring – Coloring Page

In today's Bible story, Jesus was baptized by John the Baptist in the river. Color the waves below using colored pencils. Use only "cool" colors. Cool colors include shades of green, blue, and purple.



6F

Jesus' Baptism – Luke 3:1-22

John was known as the Baptizer.

Baptizing people was a way for people to feel close to God.

When people went into the river, it was a way of saying, "I want to change my life. I want to live how God wants me to live."

People came to John to be baptized.

They went into the water to be baptized. They felt God's love for them.

Some people wondered, "Could John be the Savior we've waited for?"

But John made it clear for them. He was not the Savior.

"When the Savior comes," John said, "he will baptize you with the Holy Spirit!"

One day Jesus came to the water to be baptized.

As John baptized him, Jesus saw a dove come down from the sky.

The dove was a sign of God's presence.

Then Jesus heard God's voice:

"You are my Son!" the voice said. "I love you dearly."



Family Spiritual Practice

Bible Passage: Luke 3:1-22

Wonder: After reading the Bible story from the Bible or from the *Celebrate Wonder Bible Storybook*, wonder together. **Ask:** What reminds you of God's presence?

Do: Together, take a prayer walk through your neighborhood. Pray for your neighbors as you walk.

Pray: Dear God, thank you for journeying with us as we grow in love. Amen.

6G

Dove Dot-to-Dot

When Jesus came out of the water, God said, "You are my Son ...in you I find happiness." and a dove appeared. Connect the dots and color the dove as you remember that you are a child of God, and you bring God happiness!



